

OFFICE OF STUDENT EXPERIENCE & WELLBEING

Operating Plans
March 08, 2023




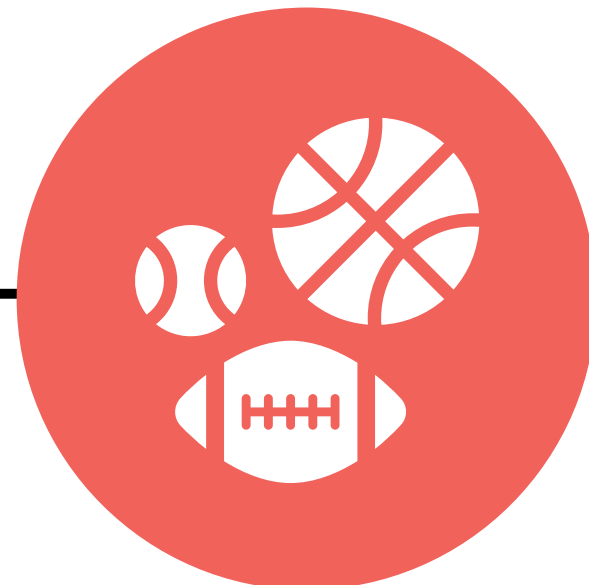
CSS Themes for 2023-24



Supporting Campus and Institutional Strategic Plans (directly linked to inclusive Excellence)




Increasing opportunities for experiential and international education



Increasing number of programs and students who engage in Athletics & Sports

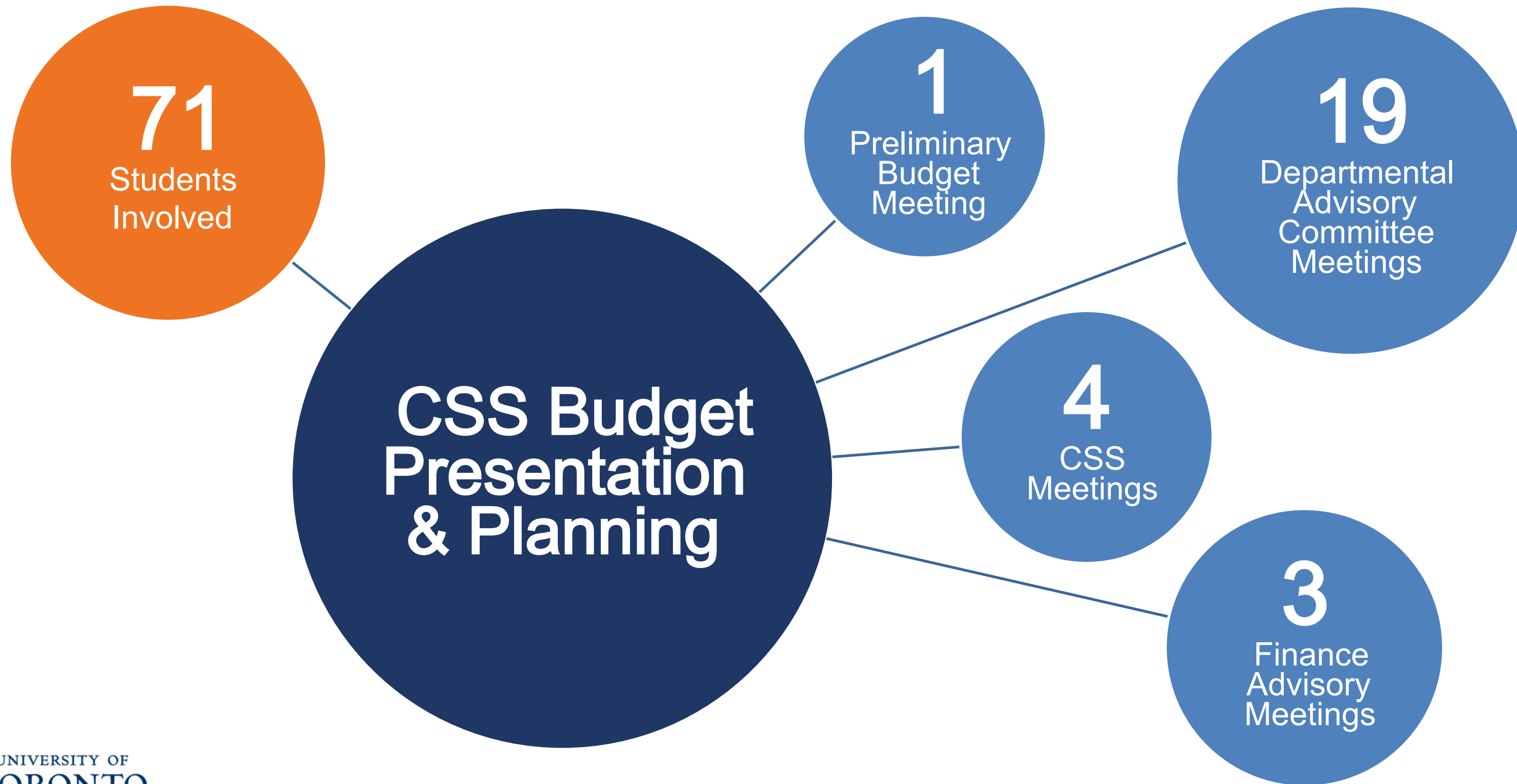


Actioning Mental Health Task Force and Healthy Campus Initiative recommendations

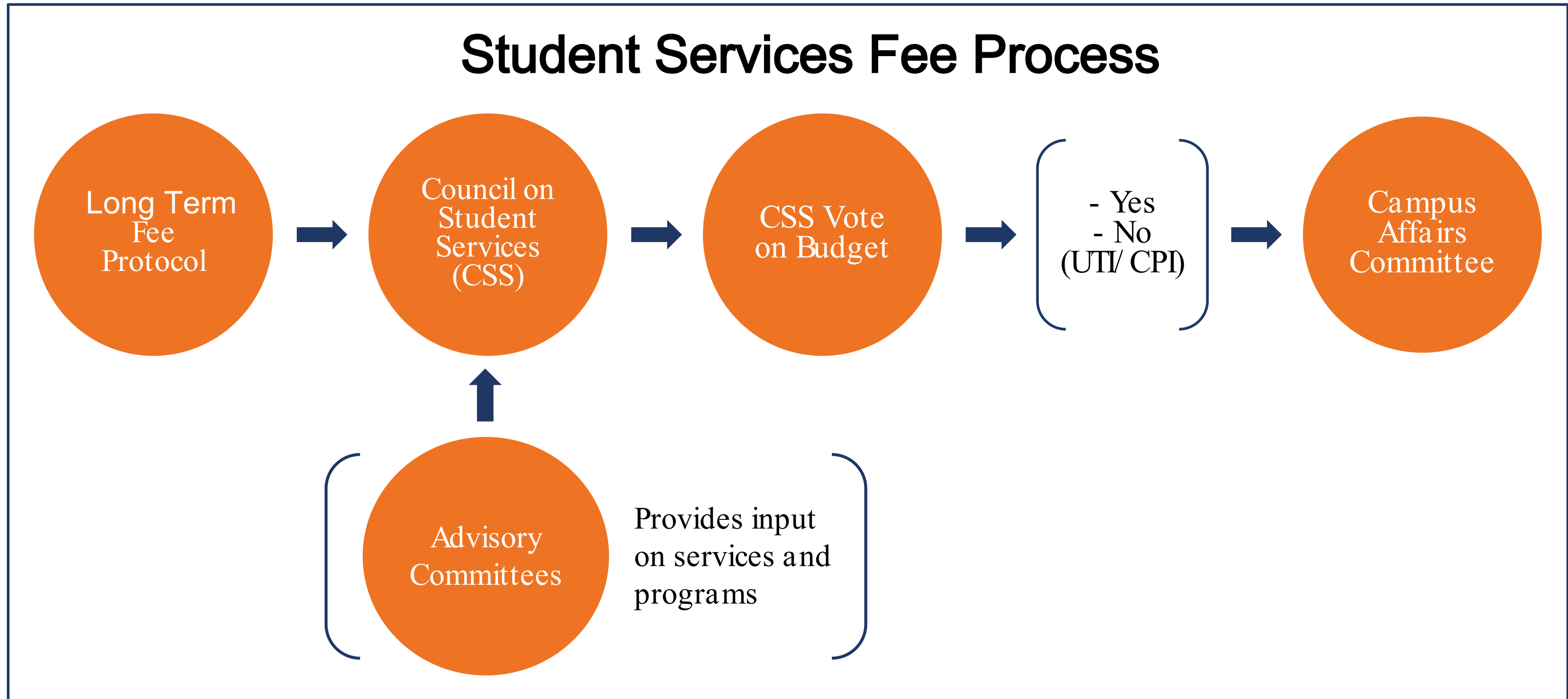


Supporting Academic and Career Transition for all students

A Robust Process governed by the Protocol



Budget Process



Proposed Increases

	2023-2024	2022-2023	Fee Increase (\$)	Fee Increase (%)	UTI	CPI	UTI + CPI
Health and Wellness Service Fee	\$79.35 per FT student \$15.87 per PT student	\$79.35 per FT student \$15.87 per PT student	\$5.64 \$1.13	7.11%	4.05%	3.20%	7.25%
Athletics and Recreation Fee	\$144.51 per FT student \$28.90 per PT student	\$144.51 per FT student \$28.90 per PT student	\$4.72 \$0.94	3.27%	3.29%	3.20%	6.49%
Career Services Fee	\$90.64 per FT student \$18.13 per PT student	\$90.64 per FT student \$18.13 per PT student	\$0.95 \$0.19	1.05%	3.79%	3.20%	6.99%
Academic Support Fee	\$53.45 per FT student \$10.69 per PT student	\$53.45 per FT student \$10.69 per PT student	\$0.75 \$0.15	1.40%	3.97%	3.20%	7.17%
Student Buildings Fee	\$32.42 per FT student 6.48 per PT student	\$32.42 per FT student 6.48 per PT student	(\$0.57) (\$0.11)	-1.76%	-1.91%	3.20%	1.29%
Other Student Service Fee	\$20.35 per FT student 4.07 per PT student	\$20.35 per FT student 4.07 per PT student	\$0.04 \$0.01	0.21%	4.48%	3.20%	7.68%
Total Fees	\$432.25 per FT student \$86.45 per PT student	\$420.72 per FT student \$84.14 per PT student	\$11.53 per FT \$2.31 per PT	2.74%	3.28%	3.20%	6.48%



Impact on University and Campus

- The Office of Student Experience & Wellbeing operating plan poses no risk to UTSC's operating budget or the university budget