



FOR INFORMATION

PUBLIC

OPEN SESSION

TO: Academic Affairs Committee

SPONSOR: Professor Amrita Daniere, Vice-Principal, Academic & Dean
CONTACT INFO: 905-828-3719, vpdean.utm@utoronto.ca

PRESENTER:
CONTACT INFO:

DATE: April 27, 2020 for May 4, 2020

AGENDA ITEM: 10

ITEM IDENTIFICATION:

Annual Report (2018-19): Academic Integrity, Office of the Dean

JURISDICTIONAL INFORMATION:

Under section 5.7 of its terms of reference, the Academic Affairs Committee receives reports from its subcommittee on academic appeals.

GOVERNANCE PATH:

- 1. Academic Affairs Committee [For Information] (May 4, 2020)**

PREVIOUS ACTION TAKEN:

The annual report was provided for information to the Academic Affairs Committee on May 6, 2019.

HIGHLIGHTS:

The Office of the Dean manages all allegations of academic misconduct with the goal of bringing a resolution to each case. We provide support to our academic departments, faculty, staff and students. We also work closely with various departments, including the Office of the Registrar, Campus Police, Health Services and Student Affairs.

This report covers the period between September 1, 2018 to August 31, 2019. The report highlights the number of cases that are resolved at the Departmental, Divisional and Tribunal levels. The statistics provide information related to the number of cases per academic year, the number of cases within each department, the number of offences by year of study and the number of offences by offence type. The numbers include cases that have been resolved with sanctions and those that have been dismissed.

FINANCIAL IMPLICATIONS:

There are no financial implications.

RECOMMENDATION:

For information.

DOCUMENTATION PROVIDED:

Annual Report (2018-19): Academic Integrity, Office of the Dean

Annual Report to the Academic Affairs Committee

September 1, 2018 – August 31, 2019

Academic Integrity and Discipline, Office of the Dean, University of Toronto Mississauga

The Office of the Dean handles all allegations of academic offence cases at the University of Toronto Mississauga (UTM). As members of our esteemed community, students are expected to adhere to the *Code of Behaviour on Academic Matters* (Code). In fact, we all have an obligation to maintain the standards of academic integrity.

In the Dean's Office, our primary roles are to:

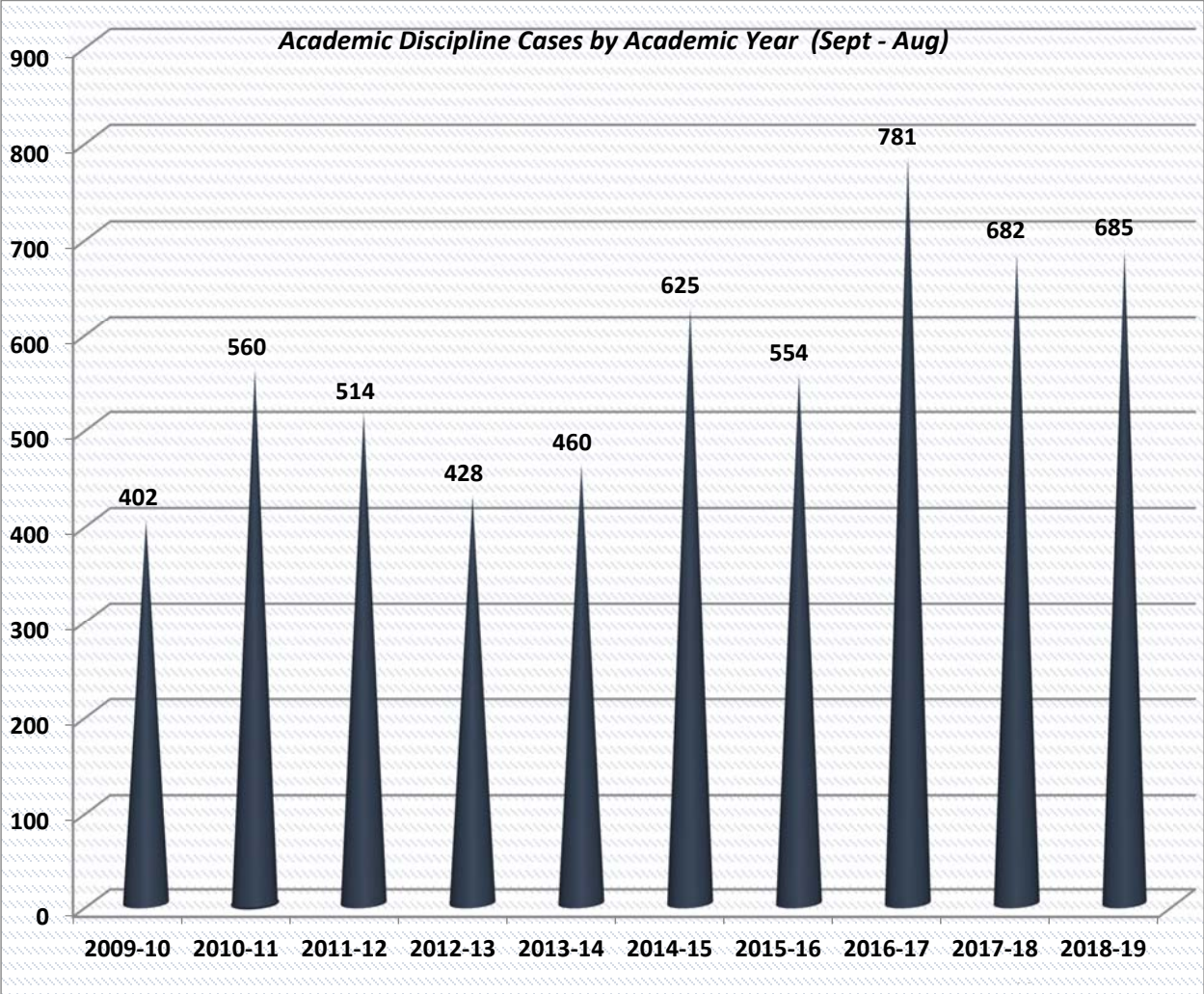
Educate faculty, staff and students on issues related to academic integrity;

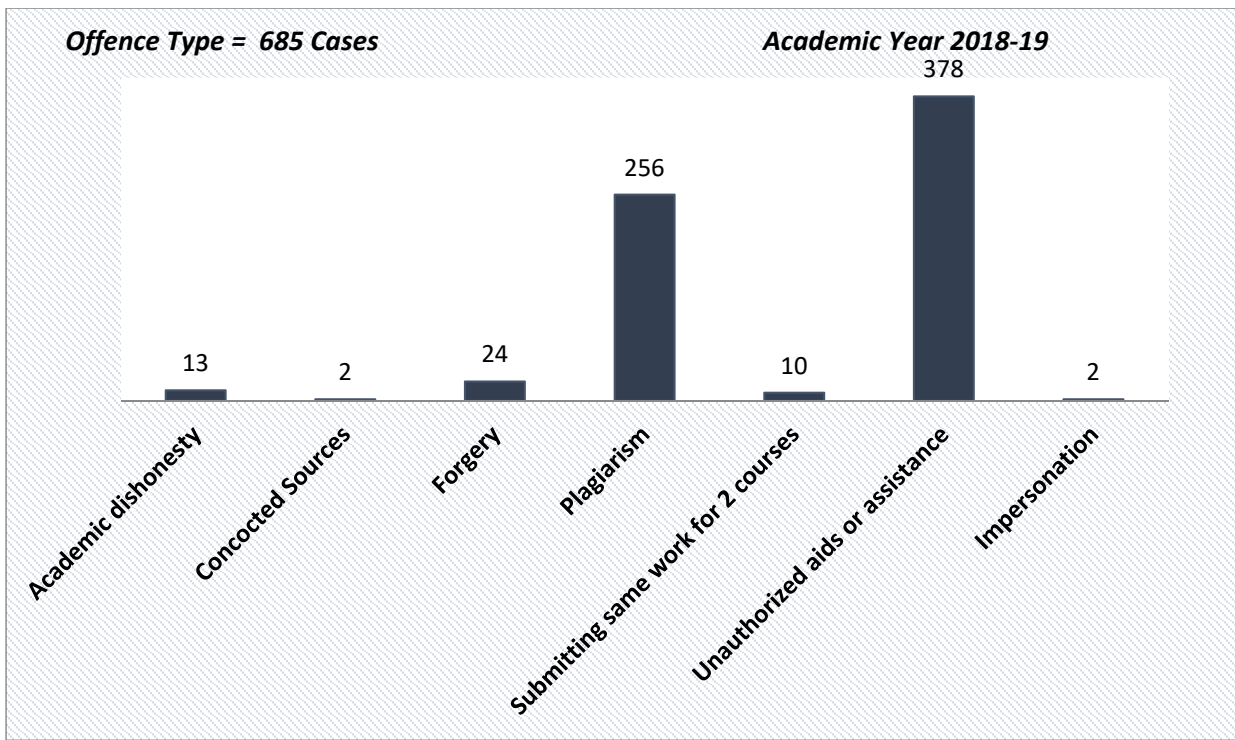
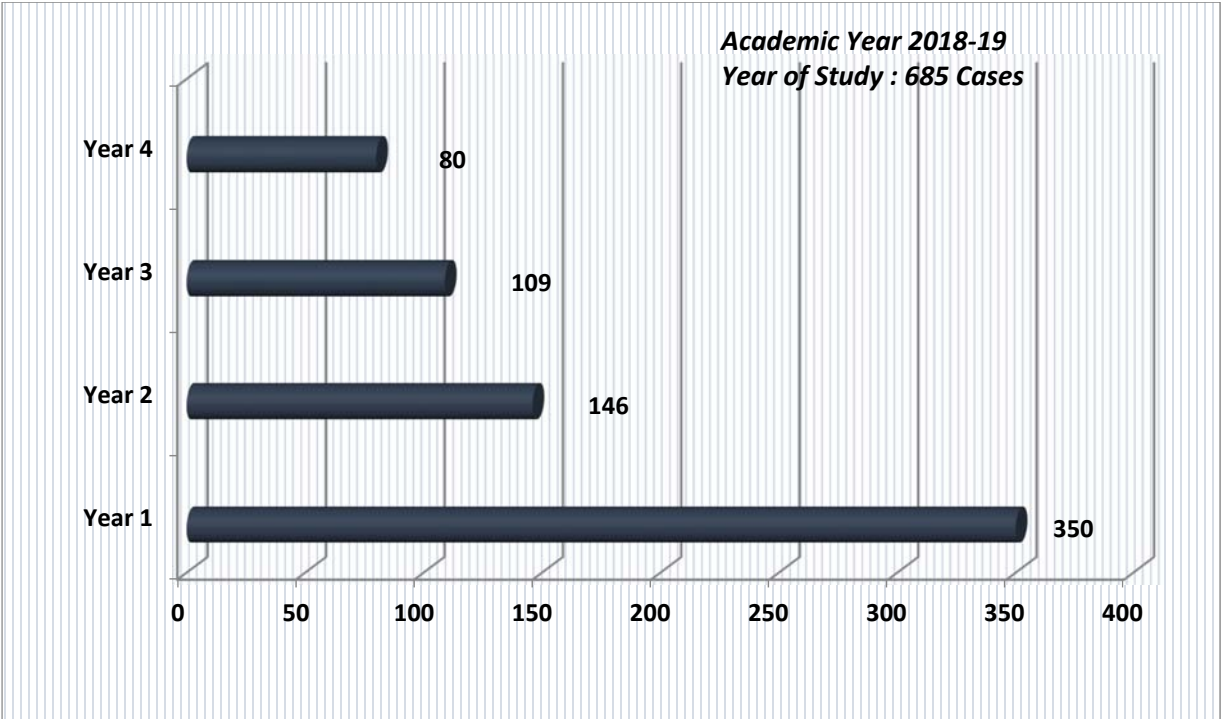
Act as a resource to provide more information about the process; and

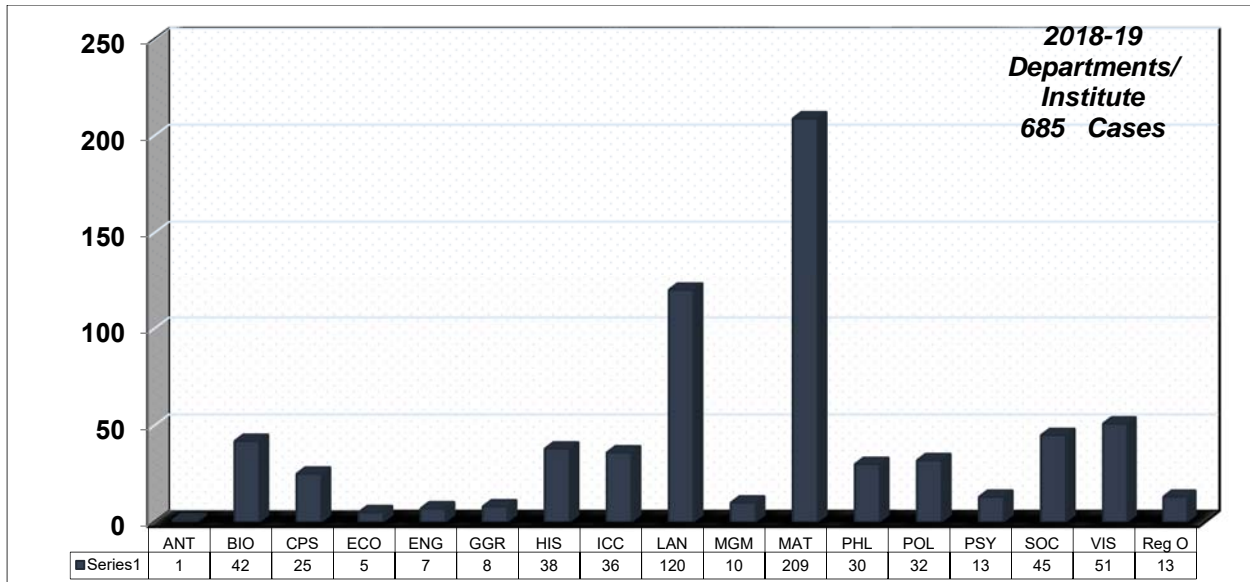
Handle all allegations of academic misconduct in accordance with the Code.

On our website we have useful resources and information related to academic integrity and importance. We encourage everyone to explore the ways in which we can collectively create a positive learning environment that emphasizes the value of academic integrity to all members of our community. We also have videos that can be viewed by you and your students.

The Office of the Dean is responsible for ensuring that all allegations of academic offence case files brought forward by Department Chairs and Directors are complete, which includes all evidentiary documents. We have three Dean's Designates who represent the Dean and Vice Dean. They review each of their cases thoroughly before meeting with the student involved and then determine the appropriate resolution.







Below table presents the FCE and the number of AI cases per department for 2018-2019 academic year. Last column presents the number of FCE per AI case¹.

Department	FCE	AI case count	FCE/AI case*
ANTRL - Department of Anthropology	3566.0	1	3566.0
ECO - Department of Economics	4449.5	5	889.9
GGR - Department of Geography	3540.5	8	442.6
MGT - Department of Management	4395.5	10	439.6
PSY - Department of Psychology	4220.0	13	324.6
ENGDR - Department of English & Drama	1748.0	7	249.7
CHMPS - Department of Chemical & Physical Sciences	3466.5	25	138.7
ICC - Institute of Communication, Culture, Information and Technology	4282.0	36	118.9
SOC - Department of Sociology	5296.0	45	117.7
BIO - Department of Biology	4632.3	42	110.3
POL - Department of Political Science	3484.0	32	108.9
HISCL – Department of Historical Studies	3427.5	38	90.2
PHL - Department of Philosophy	2034.0	30	67.8
MCS - Department of Mathematical & Computational Sciences	11394.0	209	54.5
FGI - Department of Language Studies	4172.0	120	34.8
VIS - Department of Visual Studies	1145.0	51	22.5
Total	65252.8	672	97.1

* FCE count per AI case. For instance, FCE per AI case for MCS is 54.5, meaning that in the department of MCS there is on average one AI case reported every 54.5 FCE.

¹ This table does not include 13 cases from the Office of the Registrar.