



**Governing Council
Item 7 (b.)
For Approval**

TO: Business Board

SPONSOR: Scott Mabury, Vice-President University Operations

CONTACT INFO: (416) 978-0231, scott.mabury@utoronto.ca

DATE: April 3 for April 8, 2013

AGENDA ITEM: 1

ITEM IDENTIFICATION:

Revised Tuition Fee Schedule for Publicly-Funded Programs for 2013-14.

JURISDICTIONAL INFORMATION:

The Business Board recommends the schedule of tuition fees to Governing Council for approval.

PREVIOUS ACTION TAKEN:

At the Business Board meeting of March 4, 2013 the Tuition Fee Schedule for Publicly-Funded Programs for 2013-14 was approved on the assumption of an extension of the current provincial framework for tuition and student aid which has been in place for the last seven years (2006-07 through to 2012-13) and will be expiring April 30, 2013.

Tuition fees were approved at the March 4, 2013 meeting for domestic and international students. The March 28, 2013 provincial announcement of a new tuition framework requires a change in the 2013-14 (and in some cases 2014-15) tuition fees previously approved for domestic students. The new tuition framework has no impact on the tuition fees previously approved for international students

HIGHLIGHTS:

Tuition fees at the University of Toronto are determined in accordance with the University's Tuition Fee Policy, the Statement of Commitment Regarding International Students and the Provincial Government's Tuition Framework. In presenting this tuition schedule, the University reaffirms its commitment to student aid and its accessibility statement:

"No student offered admission to a program at the University of Toronto should be unable to enter or complete the program due to lack of financial means."

On March 28, 2013, the Ministry of Training Colleges and Universities announced its Tuition Fee Framework for 2013-14 to 2016-17, replacing the previous framework that had been in effect since 2006-07. The new four-year

framework will allow for some program variability within an annual 3% overall cap. The previous framework had a 5% overall cap with program variability.

Parameters of the Expiring Tuition Framework

A Provincial Framework for tuition and student aid has been in place for the last seven years (2006-07 through to 2012-13) and will be expiring April 30, 2013. Over this period, domestic tuition fees have been regulated and increases allowed subject to accessibility guarantees. Under the expired Tuition Framework, tuition fees for entering students in Arts and Science and selected other undergraduate programs were permitted to increase by a maximum of 4.5%. Tuition fees for entering students in graduate and high-cost professional programs could be increased by a maximum of 8%. Increases in tuition fees for continuing students in any program could not exceed 4%. Overall, the average increase in tuition for all domestic students in any institution could not exceed 5%.

Parameters of the New Tuition Framework

Tuition fees for entering and continuing undergraduate students in Arts and Science (excluding Commerce, Business Administration, Management, Computer Science, Bioinformatics, CCIT and Interactive Digital Media and Visual Studies), Music, Kinesiology and Physical Education, Education and Nursing are permitted to increase by a maximum of 3%. Tuition fees for entering and continuing students in graduate and high-cost professional programs may be increased by a maximum of 5%. Overall, the average increase in tuition for all domestic students in any institution may not exceed 3%.

Proposed Domestic Tuition Fees for the University of Toronto for 2013-14

Tuition fees for students entering first year in many undergraduate programs will increase by 3% relative to the 2012-13 levels. Undergraduate students entering first year in 2013-14 in Arts and Science programs, at all three campuses, Architecture, Music and Kinesiology and Physical Education will pay a tuition fee of \$5,865. Tuition fees for students continuing in these programs will increase by 3%. Entering Applied Science and Engineering students will pay a tuition fee of \$12,363, a 5% increase relative to the 2012-13 level. Tuition fees for students continuing in Applied Science and Engineering programs will increase by 4%.

Given the structure of the new Tuition Framework, if a university increases fees for all programs by the maximum allowable rates it will exceed the overall average cap of 3%. Therefore, universities must prioritize program level increases to remain under the overall cap. As a result, the University of Toronto has chosen not to increase tuition fees for entering or continuing doctoral stream graduate students in 2013-14; this allows room for tuition increases in other resource-intensive professional programs. Tuition fees in Professional Master's and diploma programs have more resource-intensive program structures and therefore will increase by 4% or 5%. Tuition fees for students continuing in Professional Master's and diploma programs will increase by 4%.

Full details on tuition in all programs are given in the report.

There are some programs in which students move from a first-year general program to a more resource-intensive upper-year specialized program (Commerce, Business Administration, Management, Computer Science, Bioinformatics, Communication, Culture and Information Technology (CCIT), Visual Studies, and Interactive Digital Media.) Students pay the Arts and Science fee in first year and then a higher fee in the upper years of these programs. Second Year tuition in these programs for 2013-14 was listed and approved in last year's tuition report so as to provide advance notice to first-year students considering these second-year entry programs. These fees are now being revised in accordance with the new framework

The average tuition fee increase for all domestic students in the University is 2.94% (gross). This is within the maximum of 3% allowed by the expiring Tuition Framework. When student aid is taken into consideration, the average net increase is estimated at approximately 2.2%.

Net Tuition

Net tuition is the amount that domestic students actually pay after taking into account the contribution of both the Province, through OSAP grants, and the University, through its various non-repayable grant and scholarships

programs. Although of assistance to students, OSAP loans are excluded from net tuition calculations given loans must be repaid.

The University recently updated its net tuition analysis for the full-time 2011-12 domestic undergraduate population. On average, OSAP recipients paid just over half of their total tuition and fees. When the new Ontario Tuition Grant (OTG) program is factored in, net tuition for OSAP recipients dropped to 48% on average.

International Tuition Fees

In the 2012 Ontario Budget the provincial government announced two International Student Recovery (ISR) operating grant deductions in anticipation that most institutions will likely recover the reduced level of funding through the charging of higher international tuition fees. The proposed international fees for 2013-14 include \$825 of ISR increases for the incoming 2013-14 cohort, excluding doctoral stream students, and a \$75 ISR increase for the 2012-13 cohort excluding the doctoral stream students. The cohorts who entered the University prior to 2012-13 will not have their fees further increased beyond the 5% maximum increases per the University's commitment that was made to them at the time of entry.

Although the provincial government will reduce the University's operating grant funding for international doctoral stream masters students, the University is not proposing to recover the lost tuition revenue via higher tuition. The University will continue to have a common doctoral stream fee for its PhD and doctoral stream masters (MA, MSc) programs.

Tuition increases for entering students have been limited to 5% plus the \$825 of ISR increases in most programs. However, due to higher resource requirements, tuition fees will increase by 8-10% plus the \$825 of ISR increases for some programs. As a result, international tuition fees will increase by an average of 7.2%.

In order to provide potential applicants with information regarding tuition fee levels, the attached schedule also includes proposed tuition fees for international students in 2014-15.

Comparison of tuition fees to other jurisdictions

Domestic and international tuition fees are monitored relative to peer institutions within Canada and internationally and results continue to indicate that we remain competitive. Student applications and yield rates are also monitored each year across all programs to ensure that tuition fees are not adversely impacting the University's commitment to high academic standards. Applications from international students across all programs remain very strong, and in fact are increasing each year. The University also continues to attract high quality domestic students in ever greater numbers.

FINANCIAL AND/OR PLANNING IMPLICATIONS:

The proposed tuition schedule will increase tuition revenue in 2013-14 by \$85.2M. This is a decrease of \$6.4M in domestic tuition revenue relative to projected revenue under the old framework. The University's operating budget, as approved by Academic Board on March 21, 2013, will not be changed at this time. The revenue reduction of \$6.4M will be managed on an in-year basis. Over the next few months all divisions will plan for the reduction in tuition revenue in the outer years..

The tuition revenue increase is due to the combined effect of the increase in tuition levels and increases in enrolment. In contrast, there is no net increase in revenue from provincial operating grants projected for 2013-14 despite growing enrolments. There is no per student increase in grant revenue.

RECOMMENDATION:

The Business Board recommends to Governing Council

THAT the Revised Tuition Fee Schedule for Publicly-Funded Programs in 2013-14 as described in *Tuition Fee Schedule for Publicly-Funded Programs 2013-14 (April 3, 2013)* and

THAT the tuition fees in 2013-14 and 2014-15 for the special programs identified in Tables B2 and C2 of Appendices B and C of the aforementioned report be approved.

**Tuition Fee Schedule for
Publicly-Funded Programs
2013-14**



UNIVERSITY OF
TORONTO

REVISED

April 3, 2013

Tuition Fees at the University of Toronto

Tuition fees at the University of Toronto are determined in accordance with the University's Tuition Fee Policy (Appendix A1), the Statement of Commitment Regarding International Students (Appendix A2) and the Provincial Government's Tuition Framework. In presenting this tuition schedule, the University reaffirms its commitment to student aid and its accessibility statement:

"No student offered admission to a program at the University of Toronto should be unable to enter or complete the program due to lack of financial means."

The Expiring Tuition Framework (expires April 30, 2013)

A Provincial Framework for tuition and student aid has been in place for the last seven years (2006-07 through to 2012-13) and will be expiring April 30, 2013. Over this period, domestic tuition fees have been regulated and increases allowed subject to accessibility guarantees. Under the expired Tuition Framework, tuition fees for entering students in Arts and Science and selected other undergraduate programs were permitted to increase by a maximum of 4.5%. Tuition fees for entering students in graduate and high-cost professional programs could be increased by a maximum of 8%. Increases in tuition fees for continuing students in any program could not exceed 4%. Overall, the average increase in tuition for all domestic students in any institution could not exceed 5%.

The Framework was accompanied by an accessibility guarantee. The Tuition Set Aside formula requires a specific amount to be set aside by universities for student aid, so that universities ensure accessibility, regardless of the students' financial means. When the Framework was extended in 2009, there were also some improvements made to OSAP funding. In January 2012 the provincial government introduced the Ontario Tuition Grant (OTG) program. The OTG initially awarded eligible students with family incomes below \$160,000 up to \$800 per term of non-repayable grant support up to a maximum of two terms per academic year. The OTG value was increased to \$840 per term up to a maximum of two terms for 2012-13, with an indication from MTCU that the OTG value will be adjusted in future years so that it continues to equal 30% of the average Ontario undergraduate Arts and Science tuition. With the introduction of the OTG program, MTCU cancelled funding for other programs such as the Ontario Trust for Student Support (OTSS) matching program, the Queen Elizabeth II Reaching for the Top Scholarships, the Textbook and Technology Grant, the OSAP Work-Study Bursary, and the OSAP Special Bursary.

The New Tuition Framework

On March 28, 2013, the Ministry of Training Colleges and Universities announced its Tuition Fee Framework for 2013-14 to 2016-17 replacing the previous Framework that had been in effect since 2006-07. The new four-year Framework will allow for some program variability within an annual 3% overall cap, a reduction from the previous Framework which had a 5% overall cap with program variability. The new Framework continues to be accompanied by an accessibility guarantee and the Tuition Set Aside formula requires a specific amount to be set aside by universities for student aid. The new Framework is summarized in Table 1:

Table 1: New Tuition Framework: 2013-14 to 2016-17

Program Type	Program Year Maximum Increase		
	First Year	Continuing (students starting in 2013-14 & beyond)	Continuing (students who started prior to 2013-14)
Undergraduate Arts & Science (excluding Commerce, Business Administration, Management, Computer Science, Bioinformatics, Visual Studies, Communication, Culture and Information Technology (CCIT), and Interactive Digital Media) , Architecture, Music, Kinesiology, Education, Nursing, Physician Assistant, Radiation Sciences, Transitional Year Programme	3.0%	3.0%	3.0%
Undergraduate Professional programs and all Graduate programs	5.0%	5.0%	4.0%
Institutional Average Cap	3.0%		

The proposed 2013-14 implementation plan at the University of Toronto is summarized in Table 2 on the following page:

Table 2: Implementation of New Tuition Framework at the University of Toronto 2013-14

Program Type	Program Year Increase		
	First Year	Continuing (students starting in 2013-14 & beyond)	Continuing (students who started prior to 2013-14)
Undergraduate Arts & Science (excluding Commerce, Business Administration, Management, Computer Science, Bioinformatics, Visual Studies, Communication, Culture and Information Technology (CCIT), and Interactive Digital Media), Architecture, Music, Kinesiology, Education, Nursing, Physician Assistant, Radiation Sciences, Transitional Year Programme	3.0%	3.0%	3.0%
Undergraduate Professional Programs (excl. MD)	5.0%	5.0%	4.0%
MD Program	3.0%	3.0%	3.0%
Professional Master's ¹ (including LLM and DMA)	Some 4.0% Some 5.0%	Some 4.0% Some 5.0%	4.0%
Doctoral Stream Master's & PhD (excluding LLM and DMA)	0%	0%	0%
Institutional Average	3.0%		

Tuition Revenue

Tuition revenues increase annually as a result of higher enrolments and as a result of (i) modest increases for domestic students and (ii) moderate increases in international tuition fees. The previous provincial Tuition Framework allowed for annual increases on domestic tuition of no more than 5% on average; the actual average increase at the University of Toronto over the past six years under the Framework has been approximately 4.3% when measured on a gross basis. When increases in student financial aid were taken into

¹ In cases where decisions had been made under the old framework to increase tuition fees at less than the maximum allowable rate, a similar decision is assumed under the new framework. For example, under the old framework MBA tuition fees were planned to increase by 4%; under the new framework the increase will remain at 4%.

consideration, net tuition increases averaged about 3%. It is anticipated that under the new Tuition Framework the University of Toronto will strive to exercise the full cap of 3% average overall domestic tuition increase. The impact of this on net tuition is not yet known precisely but a preliminary estimate indicates the average net tuition increase will be approximately 2.2%.

Each year the University returns a portion of tuition revenues to domestic students as bursary support. New tuition revenues from international enrolments require significant investment in services to ensure a high-quality experience and the success of our international students. Doctoral stream tuition increases are often a net zero or a net loss to the institution, once graduate student funding packages and other supports are taken into consideration. Given the structure of the new Tuition Framework, if a university increases fees for all programs by the maximum allowable rates it will exceed the overall average cap of 3%. Therefore, universities must prioritize program level increases to remain under the overall cap. As a result, the University of Toronto has chosen not to increase tuition fees for entering or continuing doctoral stream graduate students in 2013-14; this allows room for tuition increases in other resource-intensive professional programs.

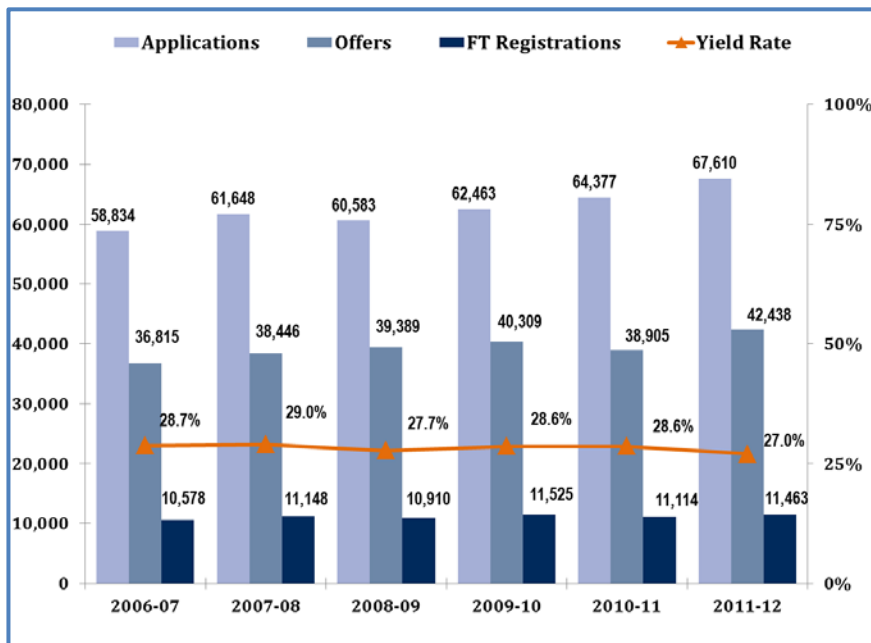
With the implementation of the new Tuition Framework the total projected increase in tuition revenue in 2013-14 is \$85.2M (down \$6.4M from \$91.6M under the old Framework). Of the total \$85.2M, the increment resulting from tuition fee increases is \$37.0M, and \$48.2M is attributable to both the flow through of prior year tuition decisions and enrolment growth. The University's operating budget, as approved by Academic Board on March 21, 2013, will not be changed at this time. The revenue reduction of \$6.4M will be managed on an in-year basis.

Significant increased expenditures are planned for next year, including faculty hiring, enriched student services, a new student information system, improved wireless internet connection across all three campuses, additional staff at the library, library acquisitions, and deferred maintenance. Total operating expenditures in the 2013-14 budget are projected to rise by approximately \$120M. This plan was set before the recent announcement of the tuition framework. With no net increase in revenue from provincial operating grants projected for 2013-14, new tuition revenues are critically necessary to fund initiatives and enhancements across academic, student, and shared service divisions. The University will review options for managing the shortfall in planned revenues for 2013-14 through reduced expenditures, where possible, and by redirecting reserves set aside for other purposes. The longer term impact of the revenue reduction is estimated to reach approximately \$56M in base funding in 2017-18, the final year of the planning period. When calculated on a year-over-year cash basis, the revenue loss totals \$144M over the

five years. Over the next few months all divisions will plan for the reduction in tuition revenue.

The University continues to monitor the impact of tuition fee increases on enrolment to ensure that enrolment is unaffected by tuition, as required by the University’s Fee Policy. In recent years, the University’s Enrolment Reports have consistently shown that demand for University programs continues to be very strong and, indeed, we are seeing increased pressure for spaces in programs across the University. Figure 1 displays increasing applications and steady yield rates over the past several years.

Figure 1: Direct Entry Undergraduate Programs (source: University of Toronto Performance Indicators Report)



The University also reports annually on student financial support, outlining expenditures on need-based student aid, support for international, graduate and part-time students as well as merit-based funding. The Annual Report on Student Financial Support for 2011-12 will accompany this Tuition Fee Report through the governance process.

Models for Assessing Tuition Fees

Program Fees and Course Fees

Full-time undergraduate student fees are levied in one of two ways: program fees or course fees. Under a program fee structure, students pay a single fee for study classified as full-time for fee purposes. Under a course fee structure, students pay a fee for each course in which they are registered. Most University of Toronto programs collect fees under the

program fee model. The new Tuition Framework does not change the policy on program and course fees; however the Ministry has signaled that they will be discussing options with institutions and students over the coming year.

Programs with higher fees in upper year

In some undergraduate programs students pay a lower tuition fee in the first year and a higher fee starting in second year. This structure reflects the move from a first-year general program to a second-year specialized program. These programs include: Commerce, Business Administration, Management, Computer Science, Bioinformatics, Visual Studies, Communication, Culture and Information Technology (CCIT), and Interactive Digital Media.

Programs with fees set at beginning of program (Cohort Fees)

There are a few programs in which tuition fees are set for the duration of the program at the point of entry and remain the same for all years of the program. These programs include the MD/PhD, the MBA 3-Year, the MHS in Medical Radiation Sciences 3-Year, and the Extended MEng. The tuition fees given in Appendix B for these programs will apply to all years of the program for the 2013-14 entering cohort.

Combined and Concurrent Program Fees

The University has an increasing number of combined and concurrent program offerings. In order to improve communications with potential applicants and existing students, Schedules B3 & C3 have been developed. The proposed fees by year-of-study for the combined and concurrent programs for almost all cases are based on the fees proposed in Schedules B1 & C1.

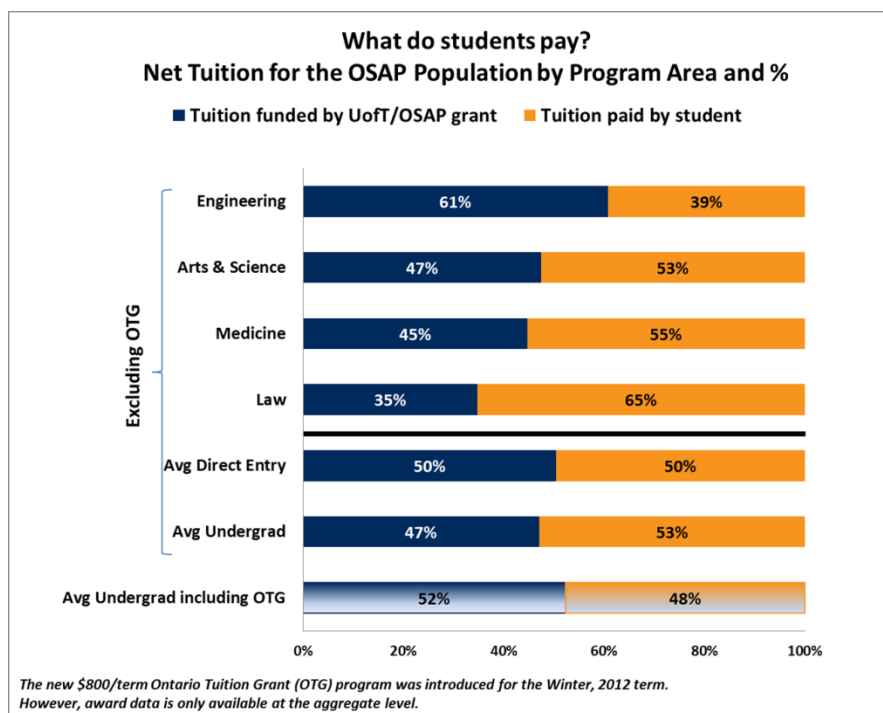
Net Tuition

Net tuition is the amount that students actually pay after taking into account the contribution of both the Province, through OSAP grants, and the University, through its various non-repayable grant and scholarship programs. Although of assistance to students, OSAP loans are excluded from net tuition calculations given that loans must be repaid.

The University recently updated its net tuition analysis for the full-time 2011-12 undergraduate population. On average, OSAP recipients paid just over half of their total tuition and fees. When the new Ontario Tuition Grant (OTG) program is factored in, net tuition for OSAP recipients dropped to 48% on average.

Figure 2 shows the average percentage of tuition and fees that OSAP-eligible undergraduate students paid in 2011-12.

Figure 2: Net Tuition at the University of Toronto 2011-12



For a comprehensive overview of the University’s financial support programs, please refer to the *Annual Report on Student Financial Support* that has been reported to the Business Board on March 4, 2013 and the Academic Board on March 21, 2013.

Tuition Fees for Domestic Students

The University’s Fee Policy states that public funding be supplemented as necessary to offer students an educational experience of a quality that ranks with that of the finest public research universities in the world. Appendix B shows the proposed tuition fees for domestic students, by program and entering cohort. This schedule is applicable to students entering the University in May 2013 or later. According to this schedule, and consistent with the Fee Policy and within the new Provincial Framework, tuition fees will increase by an average of 2.94% (gross) for domestic students, which is slightly below the 3% maximum stipulated by the new Framework. It is important to note that when student aid is taken into account, the net increase in tuition for domestic students is estimated at approximately 2.2%. The following are the main features of the proposed tuition fee schedule for domestic students in 2013-14. Full details are given in Appendix B. Fee increases are not the same for all programs, consistent with the University’s Fee Policy

which calls for a differentiated fee structure. According to this Policy, tuition fees should reflect individual program goals, resource requirements, program costs, etc.

Entering Domestic Students – Direct-Entry Undergraduate

Tuition fees for students entering first year in many undergraduate programs will increase by 3% relative to the 2012-13 levels. Students entering first year in 2013-14 in Arts and Science programs, at all three campuses, Architecture, Music and Kinesiology and Physical Education will pay a tuition fee of \$5,865. Entering Applied Science and Engineering students will pay a tuition fee of \$12,363, a 5% increase relative to the 2012-13 level.

Table 3: Incoming Students, Domestic Undergraduate Direct-Entry Programs 2013-14		
Program	Year 1 Tuition	% Increase
Arts & Science, 3 campuses	\$5,865	3%
Music	\$5,865	3%
Architecture	\$5,865	3%
Kinesiology	\$5,865	3%
Engineering	\$12,363	5%

Several professional undergraduate programs are also limited to 3% increases for incoming students in 2013-14, as seen in Table 4:

Table 4: Incoming Students, Domestic Undergraduate Programs at 3% (second-entry) 2013-14		
Program	Year 1 Tuition	% Increase
Nursing	\$5,865	3%
Education	\$5,865	3%
Physician Assistant	\$5,865	3%
Radiation Science	\$5,865	3%

Tuition fees for the programs in Table 5 have been set to meet the special needs and circumstances of these programs, specifically more intensive resource requirements, and therefore increases for entering students are 5%.

Table 5: Incoming Students, Domestic Undergraduate (second- entry) Professional Programs 2013-14

Program	Year 1 Tuition	% Increase
Pharmacy: Post-Bacc PharmD, Combined BScPharm/PharmD	\$38,339	5%
Pharmacy: PharmD	\$15,743	5%
Dentistry: DDS	\$32,301	5%
Law: JD	\$28,791	5%

Entering Domestic Students – Graduate

Tuition fees for students entering graduate programs are permitted to rise by 5% under the new Framework. Tuition fees for doctoral stream students will not increase in 2013-14. Tuition fees in Professional Master’s and diploma programs have more resource-intensive program structures and therefore will increase by 4% or 5%.

Continuing Domestic Students – Undergraduate

In accordance with the new Tuition Framework, increases for continuing students in the following direct-entry programs will increase by 3% in all cases except Applied Science and Engineering where the tuition fee will increase by 4%:

Table 6: Continuing Students Domestic Undergraduate, Direct-Entry Programs 2013-14

Program	% Increase
Arts & Science, 3 campuses	3%
Music	3%
Architecture	3%
Kinesiology	3%
Applied Science and Engineering	4%

Continuing Domestic Students – Graduate

Tuition fees for continuing doctoral stream students will not increase in 2013-14. Tuition fees for most continuing Professional Master's students will increase by 4% in 2013-14

Entering and Continuing Domestic Students –Medicine MD

The Faculty of Medicine proposes that fees for both entering and continuing students in the MD program will increase by 3% to \$20,132.

Entering and Continuing Domestic Students – UTM MMPA and MMI

UTM proposes that fees for both entering and Year 2 students in the MMPA program be held at the 2012-13 level of \$30,194 for 2013-14 and the Year 3 MMPA fee to be held at the 2012-13 level of \$29,076. UTM also proposes that fees for all students in the MMI program be held constant at \$26,923. Both programs have higher fees than most of their comparators.

Programs with higher fees in upper year

Tuition recommendations for students entering second year of the Commerce, Business Administration, Management, Computer Science, Bioinformatics, Visual Studies, Communication, Culture and Information Technology (CCIT), and Interactive Digital Media programs in 2013-14 were approved as part of the 2012-13 Tuition Fee schedule—each were approved to increase by 8% under the old Framework. These fee increases will now be revised downward to 5% under the new Tuition Framework.

Students in the 2013 entering cohort will be moving to second year in 2014-15. The proposed increase for second year in 2014-15 is 5% for each of the Commerce, Business Administration, Management, Computer Science, Bioinformatics, CCIT and Interactive Digital Media and Visual Studies programs over the 2013-14 second-year cohort. For clarity, and to ensure that students are properly informed at the time they enter the University, tuition fees in second year of these programs are given separately in Schedule B2 of Appendix B for 2012-13, 2013-14 and 2014-15. Approval of the tuition schedule proposed in this report will constitute an approval of second year tuition in these programs for 2014-15 as well as 2013-14. Tuition fees in 2014-15 for all other programs and years of study will be submitted to Governing Council for approval in the spring of 2014, as per usual practice.

Domestic tuition fee comparisons

Domestic tuition fees at the University of Toronto remain competitive with peer institutions. A comparison of Arts and Science undergraduate tuition is a useful example. Arts and Science domestic undergraduate tuition (including incidental fees) at the

University of Toronto (\$6,853 in 2012-13) was slightly above the median tuition (\$6,638) of our Canadian U15 peers (range of \$3,874-\$7,728). Tuition fees have been raised over the last two years to the maximum £9000 (~\$14,000 Cdn.) permitted for domestic undergraduate students at most research-intensive UK universities. Tuition fees for undergraduate in-state Arts and Science students for the AAU public universities in the United States ranged last year from \$6,143 to \$16,590 US, with a mean of \$10,885. Domestic tuition fees at the University of Toronto thus remain not only competitive but, in fact, of good value when compared to other jurisdictions.

The University carefully monitors applications, offers and yields. Applications continue to rise each year while yield rates for most programs are stable or increasing. That is, the University continues to attract high quality students in ever greater numbers.

Tuition Fees for International Students

The University of Toronto is committed to maintaining and strengthening its international enrolment as expressed in the Statement of Commitment Regarding International Students given in Appendix A2. The University has invested in, and will continue to invest in, services to enhance the success of our international students. The proposed tuition fee schedule for international students is given in Appendix C. There is no change to international fees resulting from the introduction of the new tuition Framework.

International fees are set at a level to more closely reflect the true cost of educating students, whereas revenue from grants and tuition fees for domestic students remains well below the true cost.

International Student Recovery

In the 2012 Ontario Budget the provincial government announced two International Student Recovery (ISR) operating grant reductions. The first reduction eliminates the previous subsidies for non-PhD international students that were provided to institutions to pay their municipal taxes. The second ISR is a reduction, in the words of the government, of the “indirect support through operating grants” that it provides to non-PhD international students.

The current \$75 grant/subsidy for each non-PhD international student to assist with the payment of municipal taxes will be discontinued. The phase-in will be immediate in 2013-14 for non-PhD international students in all years of study.

Each non-PhD international student will also trigger a deduction of \$750 from the institution's operating grant allocation. The \$750 ISR will be phased-in over multiple years starting with the incoming 2013-14 cohort.

Many institutions, including the University of Toronto, will recover this reduced level of operating grant funding through the charging of higher international tuition fees. Although the provincial decisions are regrettable, the proposed international fees (see section below) for 2013-14 include \$825 of ISR increases for the incoming 2013-14 cohort, excluding doctoral stream students, and a \$75 ISR increase for the 2012-13 cohort, excluding the doctoral stream students. The international student cohorts who entered the University prior to 2012-13 will not have their fees further increased beyond the 5% maximum increases per the University's Fee Level Commitment (see section below) that was made to them at the time of entry.

Although the provincial government will reduce the University's operating grant funding for international doctoral stream masters students, the University is not proposing to recover the lost revenue via higher tuition. The University will continue to have a common doctoral stream tuition fee for its PhD and doctoral stream masters (MA, MSc) programs.

Tuition Fee Increases for 2013-14

Tuition increases for entering students have been limited to 5% plus the \$825 of ISR increases in some programs. In other programs, due to higher resource requirements, tuition fees will increase by 8-10% plus the \$825 of ISR increases. As a result, international tuition fees will increase by an average of 7.2%.

The University's 2012-13 international fees for undergraduate Arts and Science and Applied Science and Engineering are the highest amongst our U15 peers; however demand from international students continues to increase in strength. International fees for Commerce and Medicine (MD) are close to the median of our U15 peers. The University's 2013-14 international tuition fees in most programs remain below the average tuition fees of the AAU public universities.

Tuition fees for international students entering the Information Museum studies MMST program will increase by 6% plus the \$825 of ISR increases. The Rotman School of Management is proposing to increase its Year 1 international tuition fees by only the \$825 of ISR adjustments for the 2-Year MBA. The Rotman School is also proposing that the fees for both the entering and continuing Master of Finance students be increased by 4% over last year's levels. UTM is proposing that the fees for both the entering and continuing Master of Management Innovation students be increased by 4%. Comparative tuition fee levels and/or the current strength of the Canadian dollar were the primary considerations

for these programs. Tuition fees for all other entering undergraduate and graduate students will increase by 5% plus the \$825 of ISR increases where applicable.

Tuition fees for most continuing Year 1 & 2 students will increase by 5% plus the \$75 ISR municipal tax adjustment, except in programs with cohort fees, as noted in the section above. Tuition fees for all Year 3 & 4 continuing students will increase by 5%, except in programs with cohort fees, as noted in the section above. Year 3 & 4 students will not be charged the \$75 ISR municipal tax adjustment in order to stay within the maximum 5% continuing student fee level commitments that were made by the University to the 2010 and 2011 incoming cohorts.

Programs with higher fees in upper year

Tuition recommendations for students entering second year of the Commerce, Business Administration, Management, Computer Science, Bioinformatics, Visual Studies, Communication, Culture and Information Technology (CCIT), and Interactive Digital Media programs in 2013-14 were approved as part of the 2012-13 Tuition Fee schedule.

Students in the 2013 entering cohort will be moving to second year in 2014-15. The proposed increase for second year in 2014-15 is 10% for all of these programs (Schedule B2) over the 2013-14 second-year cohort.

International Tuition for the Combined and Concurrent Programs

The proposed fees by year of study for the combined and concurrent programs in almost all cases are based on the fees proposed in Schedule C1.

Most combined and concurrent programs do not currently have international students enrolled. In the event that they do in future, international tuition fees would be charged following the same practices as outlined in the domestic Schedule B3.

Tuition Fee Increases for 2014-15


The tables in Appendix C show the proposed international tuition fees for 2014-15. In most cases, tuition will increase by 5%. For some programs, further increases beyond 5% are needed to cover resource requirements. For a few programs, increases below 5% are proposed primarily due to competitive environments for new students. These fees will be brought forward for Governing Council approval next year. They are included in this report to provide potential applicants with information regarding proposed tuition fee levels.

International tuition fee comparisons

International tuition fees at the University of Toronto remain competitive with peer institutions. Once again, a comparison of the Arts and Science undergraduate tuition is a useful example. Arts and Science international undergraduate tuition (plus incidental fees)

at the University of Toronto (\$29,567) is at the top of the range of our U15 peers. This is appropriate given the University of Toronto’s place in the international rankings. Tuition plus fees for undergraduate out-of-state Arts and Science students for the AAU public universities in the United States ranged last year from \$18,609 to \$40,496 US, with a mean of \$28,653. Private institutions’ fees remain considerably higher at \$37,500 to \$43,200. Applications from international students across all programs remain very strong, and in fact are increasing each year. Figure 3 displays the international tuition fee for Arts & Science at the University of Toronto, relative to some AAU peers, for 2012-13.

Figure 3: International tuition fee for Arts & Science at the University of Toronto, relative to some AAU peers, for 2012-13.



Fee Level Commitment

The University's Tuition Fee Policy (Appendix A1) states that in establishing the tuition fee schedule, a commitment should be made to each student upon entry as to the level of fees to be charged over the normal course of the full-time program of study. From 1998-99 to 2011-12, the University of Toronto made a commitment to students in its fee schedules guaranteeing that, unless otherwise noted, no student continuing in a program will be subjected to a fee increase of more than 5% per year. For students entering as of 2012-13 onwards, the commitment was revised to be no more than 5.69% per year. This revision was made in response to the introduction of the International Student Recovery charge related to municipal taxes (see section above). The commitment will last for the normal length of the full-time program of study. For students in the doctoral stream, the commitment is in effect for two years for Master's students and for four years for PhD students. For students who participate in a Professional Experience Year or in co-op programs as part of their undergraduate program, the normal length of full-time study increases by one year. For undergraduate students entering the University via an International Foundation Program, the normal length of study also increases by one year. The normal length of a program will be determined each year and posted on the University's website.

The Government's new Tuition Framework for the period 2013-14 to 2016-17 limits tuition increases for domestic students who are continuing in their programs to 3% for undergraduate Arts & Science, Music, Kinesiology, Architecture, Education, Nursing, Radiation Science, Physician Assistant and Transitional Year Programme. It limits increases to 4% for students entering prior to 2013-14 in professional programs and to 5% for students entering in professional programs in 2013-14 and beyond. The University will adhere to the new Framework and tuition fee increases for continuing full-time domestic students will follow the above-noted caps.

Partial Fees

Many students at the University of Toronto are charged partial fees based on the tuition fee for full-time study. The following formulas guide the derivation of partial fees:

1. Part-time fees for graduate programs are set at 30% of the full-time annual fee, with the exception of the Post-Masters Nurse Practitioner Diploma program, the Nursing diploma in Anaesthesia, and the Masters of Engineering Advanced Design & Manufacturing Institute (ADMI) program.

2. The Post-Masters Nurse Practitioner Diploma program is only offered on a part-time basis over 20 consecutive months. Domestic students entering the program in 2013-14 will be charged \$7,489 in the first year, and a projected 5% increase to \$7,863 in second year. International students will be charged \$12,759 in first year and a projected 5% increase to \$13,397 in second year.
3. The MEng ADMI course fee for domestic students will remain unchanged at \$2,700 for 2013-14. All the partner universities of the ADMI program (McMaster, Queens, Toronto, Western) charge the same course fee. The course fee is periodically reviewed, and was last increased by 8% in 2011-12. The ADMI program does not have international students.
4. In programs for which tuition fees are levied on a course-by-course basis, the course tuition fee is the tuition fee for the program divided by the normal course load for full-time study.
5. Part-time fees for undergraduate programs are equal to the full-time fees pro-rated on a per course basis relative to full-time course load.
6. When computing a partial fee, the respective fee for full-time study is the tuition fee for either domestic or international students, depending on the status of the student.
7. Because of the minimum costs incurred for registration in any program, no tuition fee in 2013-14, after refunds in the case of full withdrawal from the University, shall be less than \$242.

Appendix A1: Tuition Fee Policy

The University of Toronto's tuition fee policy should reflect its mission as an internationally significant, public research university with undergraduate, graduate and professional programs of excellent quality. Such a goal assumes an appropriate level of funding which, for a public university, means principal support from the Provincial and Federal Governments, and from endowment funds as well as tuition fees. It also assumes the existence of programs of student aid to maintain the accessibility of the University to students of varying financial means. The effect of this policy should be neutral with regard to enrolment levels, which will be determined from time to time through the University's planning processes. Our tuition fee policy has five elements:

- 1. Advocacy.** In making the case for public policies strongly supportive of an accessible public system of university education, the University will continue to advocate ongoing and substantial public investment in the university sector.
- 2. Fee Revenue.** The University of Toronto will continue to be a public university, for which ongoing and substantial support from government will always be essential. The basic principle of the tuition policy is that public funding should be supplemented as can be demonstrated to be necessary to offer students an educational experience of a quality that ranks with that of the finest public research universities in the world.
- 3. Fee Differentiation.** The University should continue to move toward a more differentiated structure of fees across programs. In setting fees for each particular program, the following factors will be taken into account:
 - fees should take into account the plans and aspirations of each academic division, and the level of resources necessary to achieve high program quality
 - program costs should be taken into account in setting fees.
 - fees should be set at a level that is competitive with programs of similar quality in institutions with which we compete or expect to compete for students.
 - fee levels should be relatively higher in programs for which the future income prospects of graduates are relatively higher.

- fee levels should reflect a justifiable balance across public and private sources of revenue per student.
- fee policy should allow for intentional, disproportionate public subsidies and intra-university cross-subsidies, where a case for cross-subsidization can be made.

In bringing forward the tuition fee schedule each time, the administration shall provide an explanation taking account of the above factors.

- 4. Fee Level Commitment.** The tuition fee schedule will include a commitment to be made to each student upon entry as to the level of fees to be charged over the normal course of the full-time program of study.
- 5. Monitoring.** In presenting the annual Report on Enrolment, the Vice-President and Provost shall include commentary regarding the effects, if any, of changes in tuition fees upon changes in enrolment.

March 25, 1998

Appendix A2: Statement of Commitment Regarding International Students

Preamble

International students are an essential feature of the University of Toronto's participation in international scholarship. They contribute to the international character of the University's research, and provide opportunities for the international exchange of knowledge through its teaching programs. The presence of outstanding students from all parts of the world in the University's undergraduate and graduate, professional, and research programs, helps to achieve the excellence the University seeks to assure for all its activities. On the University's campuses international students also make an important and positive contribution to the cultural life of the community and create lasting relationships of benefit to individuals as well as to the institution and the country generally. And finally, by enrolling international students, the University of Toronto, as an internationally significant university, has an opportunity to share its educational resources with other countries whose institutions are still evolving.

In light of these considerations, the Governing Council has adopted the Statement of Commitment Regarding International Students that commits the University to enrolling a broad mix of international students in its programs, and that articulates the basic principles that will guide their admission to the University, arrangements for their financial support, right of access to academic courses and programs, and the provision of services to address their particular needs.

This Statement of Commitment applies to University of Toronto students in university degree, diploma and certificate programs who are not Canadian citizens, permanent residents, or convention refugees.

Statement of Principles

1. Within the Framework of divisional academic plans, the University of Toronto welcomes international students into all of its programs.
2. The admission of international students will be consistent with the Policies and Principles for Admission to the University of Toronto approved by the Governing Council in 1991.
3. The University will broaden and strengthen its recruiting efforts abroad.
4. Once admitted to the University, international students will have access to the same range of courses and support services on the same basis as other students.

Financial Support

1. International students who are admitted and enrolled may encounter financial emergencies and the University will provide financial assistance as needed and where possible.
2. The University will develop a program of international admission scholarships using its own resources and support from external sources to be awarded on the basis of exceptional academic merit and financial need.
3. The Report of the Vice-Provost, Students on Student Financial Support, submitted annually to governance for information, will include data on the support provided to international students.

Appendix B

TABLE B1: TUITION FEE SCHEDULE FOR DOMESTIC STUDENTS, 2013-14

	2012-13	2013-14
APPLIED SCIENCE & ENGINEERING - UNDERGRADUATE		
Bachelors, Entered 2010	\$10,918	\$11,354
Bachelors, Entered 2011	\$11,339	\$11,792
Bachelors, Entered 2012	\$11,775	\$12,246
Bachelors, Entering 2013	NA	\$12,363
Undergraduate Specials (AE NDEGP)	\$10,514	\$10,934
Undergraduate Specials (AE NDEG)	\$11,775	\$12,363
Combined Skoll BASc/MBA	SEE TABLE B3	
APPLIED SCIENCE & ENGINEERING - PROFESSIONAL MASTERS		
M.Eng., Entered 2012	\$11,118	\$11,562
M.Eng., Entering 2013	NA	\$11,673
M.Eng. Full-Time Extended, Entering 2013	NA	\$5,934
M.Eng., Advanced Design & Manufacturing Institute (ADMI) Course Fee	\$2,700	\$2,700
Master of Health Science (Clinical Biomedical Engineering), Entered 2012	\$10,308	\$10,720
Master of Health Science (Clinical Biomedical Engineering), Entering 2013	NA	\$10,823
ARCHITECTURE, LANDSCAPE, and DESIGN - UNDERGRADUATE		
HBA, Architectural Studies, Transfers from Arts & Science	SEE A&S BACHELORS	
HBA, Architectural Studies, Entered 2012	\$5,695	\$5,865
HBA, Architectural Studies, Entering 2013	NA	\$5,865
ARCHITECTURE, LANDSCAPE, and DESIGN - PROFESSIONAL MASTERS		
M. Arch., Entered 2010	\$8,788	\$9,139
M. Arch., Entered 2011	\$9,126	\$9,491
M. Arch., Entered 2012	\$9,477	\$9,856
M. Arch., Entering 2013	NA	\$9,950
M.L.A., Entered 2011	\$9,126	\$9,491
M.L.A., Entered 2012	\$9,477	\$9,856
M.L.A., Entering 2013	NA	\$9,950
M.U.D, Entered 2012	\$9,477	\$9,856
M.U.D, Entering 2013	NA	\$9,950
ARTS & SCIENCE UNDERGRADUATE incl. UTM & UTSC		
Bachelors, Entered 2010	\$5,640	\$5,809
Bachelors, Entered 2011	\$5,668	\$5,838
Bachelors, Entered 2012	\$5,695	\$5,865
Bachelors, Entering 2013	NA	\$5,865
Bachelors - Bioinformatics	SEE TABLE B2	
Bachelors - Computer Science	SEE TABLE B2	
Bachelors - Communication, Culture & Information Technology	SEE TABLE B2	
Bachelors - Visual Studies - Visual Culture and Communication	SEE TABLE B2	
Bachelors - Interactive Digital Media (with Information)	SEE TABLE B2	
Bachelors - Commerce/Business Administration	SEE TABLE B2	
Bachelors - Management UTM	SEE TABLE B2	
Bachelors - UTSC - Joint Programs with Centennial, Entered 2010	\$5,640	\$5,809
Bachelors - UTSC - Joint Programs with Centennial, Entered 2011	\$5,668	\$5,838
Bachelors - UTSC - Joint Programs with Centennial, Entered 2012	\$5,695	\$5,865
Bachelors - UTSC - Joint Programs with Centennial, Entering 2013	NA	\$5,865
Concurrent Teacher Education Program (CTEP)	SEE TABLE B3	
Woodsworth Certificates, Entered 2012	\$5,695	\$5,865
Woodsworth Certificates, Entering 2013	NA	\$5,865

Appendix B

TABLE B1: TUITION FEE SCHEDULE FOR DOMESTIC STUDENTS, 2013-14

	2012-13	2013-14
ARTS & SCIENCE ST. GEORGE PROFESSIONAL MASTERS		
MScPlanning, Entered 2012	\$8,462	\$8,800
MScPlanning, Entering 2013	NA	\$8,800
MUDS, Entered 2012	\$8,462	\$8,800
MUDS, Entering 2013	NA	\$8,800
Master of Visual Studies, Entered 2012	\$7,160	\$7,446
Master of Visual Studies, Entering 2013	NA	\$7,446
MFE, Entered 2012	\$25,330	\$26,343
MFE, Entering 2013	NA	\$26,596
MPP-2 Year Program, Entered 2012	\$14,693	\$15,280
MPP-2 Year Program, Entering 2013	NA	\$15,427
MIRHR (Two-Year), Entered 2012	\$8,863	\$9,217
MIRHR (Two-Year), Entering 2013	NA	\$9,306
MIRHR (12-month Advanced Standing Option), Entered 2012	\$13,297	\$13,828
MIRHR (12-month Advanced Standing Option), Entering 2013	NA	\$13,961
MGA, Entered 2012	\$17,496	\$18,195
MGA, Entering 2013	NA	\$18,370
MScAC (Applied Computing), Entered 2012 (Note 4)	\$9,331	\$9,704
MScAC (Applied Computing), Entering 2013 (Note 4)	NA	\$9,797
MA / PhD Combined Programs	SEE TABLE B3	
UTM PROFESSIONAL MASTERS		
Diploma in Investigative and Forensic Accounting (DIFA), Entered 2012	\$13,330	\$13,863
Diploma in Investigative and Forensic Accounting (DIFA), Entering 2013	NA	\$13,996
MMPA, Entered 2011	\$29,076	\$29,076
MMPA, Entered 2012	\$30,194	\$30,194
MMPA, Entering 2013	NA	\$30,194
M. Biotechnology, Entered 2012	\$14,729	\$15,318
M. Biotechnology, Entering 2013	NA	\$15,465
MScBMC, Entered 2012	\$9,926	\$10,323
MScBMC, Entering 2013	NA	\$10,422
Master of Management of Innovation, Entered 2012	\$26,923	\$26,923
Master of Management of Innovation, Entering 2013	NA	\$26,923
UTSC PROFESSIONAL MASTERS		
Masters in Environmental Science, Entered 2011	\$9,841	\$10,234
Masters in Environmental Science, Entered 2012	\$10,220	\$10,628
Masters in Environmental Science, Entering 2013	NA	\$10,731

Appendix B

TABLE B1: TUITION FEE SCHEDULE FOR DOMESTIC STUDENTS, 2013-14

	2012-13	2013-14
DENTISTRY - UNDERGRADUATE		
DDS, Entered 2010	\$28,527	\$29,668
DDS, Entered 2011	\$29,624	\$30,808
DDS, Entered 2012	\$30,763	\$31,993
DDS, Entering 2013	NA	\$32,301
DENTISTRY - GRADUATE		
PhD with Specialty Training		
Dental Public Health Entered 2009	\$7,841	\$7,841
Dental Public Health Entered 2010	\$7,841	\$7,841
Dental Public Health Entered 2011	\$8,143	\$8,143
Dental Public Health Entered 2012	\$8,456	\$8,456
Dental Public Health Entering 2013	NA	\$8,456
Other Non-MOH Funded Entered 2008 ****	\$13,591	\$13,591
Other Non-MOH Funded Entered 2009 ****	\$13,929	\$13,929
Other Non-MOH Funded Entered 2010 ****	\$14,283	\$14,283
Other Non-MOH Funded Entered 2011 ****	\$14,832	\$14,832
Other Non-MOH Funded Entered 2012 ****	\$15,402	\$15,402
Other Non-MOH Funded Entering 2013 ****	NA	\$15,402
MOH Funded Entered 2011	\$4,431	\$4,431
MOH Funded Entered 2012	\$4,601	\$4,601
MOH Funded Entering 2013	NA	\$4,601
M.Sc with Specialty Training - Non-MOH Funded		
Dental Public Health Entered 2012 *	\$9,559	\$9,941
Dental Public Health Entering 2013 *	NA	\$10,036
Oral and Maxillofacial Surgery Entered 2010 ***	\$23,185	\$24,112
Oral and Maxillofacial Surgery Entered 2011 ***	\$24,078	\$25,041
Oral and Maxillofacial Surgery Entered 2012 ***	\$25,004	\$26,004
Oral and Maxillofacial Surgery Entering 2013 ***	NA	\$26,254
M.Sc with Specialty Training - Non-MOH Funded - continued		
Oral Pathology and Oral Medicine Entered 2010 ***	\$23,185	\$24,112
Oral Pathology and Oral Medicine Entered 2011 ***	\$24,078	\$25,041
Oral Pathology and Oral Medicine Entered 2012 ***	\$25,004	\$26,004
Oral Pathology and Oral Medicine Entering 2013 ***	NA	\$26,254
Other Non-MOH Funded Entered 2011 **	\$22,227	\$23,116
Other Non-MOH Funded Entered 2012 **	\$23,082	\$24,005
Other Non-MOH Funded Entering 2013 **	NA	\$24,236
M.Sc with Specialty Training - MOH Funded		
Oral and Maxillofacial Surgery Entered 2010 ***	\$2,097	\$2,180
Oral and Maxillofacial Surgery Entered 2011 ***	\$2,177	\$2,264
Oral and Maxillofacial Surgery Entered 2012 ***	\$2,261	\$2,351
Oral and Maxillofacial Surgery Entering 2013 ***	NA	\$2,374
Oral Medicine and Oral Pathology Entered 2010 ***	\$2,097	\$2,180
Oral Medicine and Oral Pathology Entered 2011 ***	\$2,177	\$2,264
Oral Medicine and Oral Pathology Entered 2012 ***	\$2,261	\$2,351
Oral Medicine and Oral Pathology Entering 2013 ***	NA	\$2,374
Oral Pathology Entered 2011 **	\$2,762	\$2,872
Oral Pathology Entered 2012 **	\$2,868	\$2,982
Oral Pathology Entering 2013 **	NA	\$3,011
Oral Medicine Entered 2011 **	\$2,762	\$2,872
Oral Medicine Entered 2012 **	\$2,868	\$2,982
Oral Medicine Entering 2013 **	NA	\$3,011

Appendix B

TABLE B1: TUITION FEE SCHEDULE FOR DOMESTIC STUDENTS, 2013-14

	2012-13	2013-14
FORESTRY - PROFESSIONAL MASTERS		
MFC, Entered 2012	\$8,228	\$8,557
MFC, Entering 2013	NA	\$8,639
INFORMATION - UNDERGRADUATE		
Bachelors - Interactive Digital Media (with UTM)	SEE TABLE B2	
INFORMATION - PROFESSIONAL MASTERS		
MI, Entered 2012	\$8,712	\$9,060
MI, Entering 2013	NA	\$9,147
Museum Studies, Entered 2012	\$8,863	\$9,217
Museum Studies, Entering 2013	NA	\$9,217
Diploma of Advanced Study in Info. Studies, Entered 2012	\$8,712	\$9,060
Diploma of Advanced Study in Info. Studies, Entering 2013	NA	\$9,147
JD/MI Combined Program / Concurrent MI/MMST	SEE TABLE B3	
LAW - UNDERGRADUATE		
JD, Entered 2011	\$26,404	\$27,460
JD, Entered 2012	\$27,420	\$28,516
JD, Entering 2013	NA	\$28,791
JD Combined Programs	SEE TABLE B3	
LAW - GRADUATE		
LLM, Entered 2012	\$7,722	\$8,030
LLM, Entering 2013	NA	\$8,108
G PLLM, Entered 2012	\$27,864	\$28,978
G PLLM, Entering 2013	NA	\$29,257
MSL	\$7,722	\$8,108
SJD, Entered 2010	\$7,160	\$7,160
SJD, Entered 2011	\$7,160	\$7,160
SJD, Entered 2012	\$7,160	\$7,160
SJD, Entering 2013	NA	\$7,160
MANAGEMENT - PROFESSIONAL MASTERS		
MBA, 2-Year, Entered 2012	\$41,258	\$42,908
MBA, 2-Year, Entering 2013	NA	\$42,908
MBA, 3-Year, Entered 2011	\$26,976	\$26,976
MBA, 3-Year, Entered 2012	\$28,055	\$28,055
MBA, 3-Year, Entering 2013	NA	\$29,177
MF, 20-month, Entered 2012	\$38,909	\$40,465
MF, 20-month, Entering 2013	NA	\$40,465
MBA Combined Programs	SEE TABLE B3	
MEDICINE - UNDERGRADUATE		
Doctor of Medicine, Entered 2010	\$19,546	\$20,132
Doctor of Medicine, Entered 2011	\$19,546	\$20,132
Doctor of Medicine, Entered 2012	\$19,546	\$20,132
Doctor of Medicine, Entering 2013	NA	\$20,132
Doctor of Medicine Special Students	\$6,437	\$6,630
Bachelor of Health Sciences (Physician Assistant Education), Entered 2012	\$10,674	\$10,994
Bachelor of Health Sciences (Physician Assistant Education), Entering 2013	NA	\$10,994
Bachelors, Radiation Sciences, Entered 2011	\$6,406	\$6,598
Bachelors, Radiation Sciences, Entered 2012	\$6,437	\$6,630
Bachelors, Radiation Sciences, Entering 2013	NA	\$6,630

Appendix B

TABLE B1: TUITION FEE SCHEDULE FOR DOMESTIC STUDENTS, 2013-14

	2012-13	2013-14
MEDICINE - GRADUATE		
Health Science Graduate Diplomas	\$8,863	\$9,217
MSc, Occupational Therapy and Physical Therapy, Entered 2012	\$8,863	\$9,217
MSc, Occupational Therapy and Physical Therapy, Entering 2013	NA	\$9,217
MSc, OT/PT, Advanced Standing Program, Entered 2012	\$8,863	\$9,217
MSc, OT/PT, Advanced Standing Program, Entering 2013	NA	\$9,217
Master of Health Science excluding Biomedical Engineering, Entered 2012	\$8,863	\$9,217
Master of Health Science excluding Biomedical Engineering, Entering 2013	NA	\$9,217
Master of Health Science in Medical Radiation Sciences, 3-Year, Entered 2012	\$6,026	\$6,026
Master of Health Science in Medical Radiation Sciences, 3-Year, Entering 2013	NA	\$6,267
Master of Health Informatics, Entered 2012	\$8,863	\$9,217
Master of Health Informatics, Entering 2013	NA	\$9,217
Master of Public Health, Entered 2012	\$8,863	\$9,217
Master of Public Health, Entering 2013	NA	\$9,217
MScCH, Entered 2012	\$8,863	\$9,217
MScCH, Entering 2013	NA	\$9,217
MD/PhD Combined Program	SEE TABLE B3	
MHSc Combined Programs	SEE TABLE B3	
MUSIC - UNDERGRADUATE		
Undergraduate, Entered 2010	\$5,640	\$5,809
Undergraduate, Entered 2011	\$5,668	\$5,838
Undergraduate, Entered 2012	\$5,695	\$5,865
Undergraduate, Entering 2013	NA	\$5,865
Concurrent Teacher Education Program (CTEP)	SEE TABLE B3	
Operatic Perf Dip, Entered 2011	\$8,017	\$8,257
Operatic Perf Dip, Entered 2012	\$8,055	\$8,296
Operatic Perf Dip, Entering 2013	NA	\$8,296
Advanced Certificate in Performance, Entered 2012	\$8,055	\$8,296
Advanced Certificate in Performance, Entering 2013	NA	\$8,296
MUSIC - GRADUATE		
Mus.M., Entered 2012	\$8,604	\$8,948
Mus.M., Entering 2013	NA	\$9,034
Mus.D., Entered 2007 (phasing-out)	\$7,160	\$7,160
DMA, Entered 2010	\$8,328	\$8,661
DMA, Entered 2011	\$8,328	\$8,661
DMA, Entered 2012	\$8,328	\$8,661
DMA, Entering 2013	NA	\$8,744
NURSING - UNDERGRADUATE		
BScN, Entered 2012	\$7,642	\$7,871
BScN, Entering 2013	NA	\$7,871
NURSING - GRADUATE PROFESSIONAL		
MN, Entered 2012 (Fall 2012 and Winter 2013)	\$10,123	\$10,527
MN, Entering 2013 (Fall 2013 and Winter 2014)	NA	\$10,629
Post-Masters Nurse Practitioner Diploma Program (Part-time), Entered 2012	\$7,133	\$7,418
Post-Masters Nurse Practitioner Diploma Program (Part-time), Entering 2013	NA	\$7,489
Diploma in Anaesthesia	\$14,551	\$15,278
MHSc/MN Combined Program	SEE TABLE B3	
Concurrent Diploma in Anaesthesia/MN	SEE TABLE B3	
OISE/UT - UNDERGRADUATE		
Bachelor of Education; Tech. & Voc. Diplomas or Certificates	\$6,317	\$6,506
Concurrent Teacher Education Program (CTEP)	SEE TABLE B3	

Appendix B

TABLE B1: TUITION FEE SCHEDULE FOR DOMESTIC STUDENTS, 2013-14

	2012-13	2013-14
OISE/UT - GRADUATE		
Master of Teaching in Elementary and Secondary Education, Entered 2012	\$8,863	\$9,217
Master of Teaching in Elementary and Secondary Education, Entering 2013	NA	\$9,217
MA in Child Study, Entered 2012	\$8,863	\$9,217
MA in Child Study, Entering 2013	NA	\$9,217
M.Ed., Entered 2012	\$8,863	\$9,217
M.Ed., Entering 2013	NA	\$9,217
Ed.D., Entered 2010	\$8,375	\$8,375
Ed.D., Entered 2011	\$8,375	\$8,375
Ed.D., Entered 2012	\$8,375	\$8,375
Ed.D., Entering 2013	NA	\$8,375
PHARMACY - UNDERGRADUATE		
BScPhm, Entered 2010	\$13,904	\$14,460
PharmD, Entered 2011	\$14,439	\$15,016
PharmD, Entered 2012	\$14,994	\$15,593
PharmD, Entering 2013	NA	\$15,743
Post-baccalaureate PharmD Full-time program, Entered 2012	\$36,514	\$37,974
Post-baccalaureate PharmD Full-time program, Entering 2013	NA	\$38,339
Post-baccalaureate PharmD Part-time program Course Fee, Entered 2010	\$3,256.61	\$3,386.88
Post-baccalaureate PharmD Part-time program Course Fee, Entered 2011	\$3,013.92	\$3,419.42
Post-baccalaureate PharmD Part-time program Course Fee, Entered 2012	\$3,042.83	\$3,164.54
Post-baccalaureate PharmD Part-time program Course Fee, Entering 2013	NA	\$3,194.91
BScPhm/PharmD Combined Program	SEE TABLE B3	
PharmD/MBA Combined Program	SEE TABLE B3	
KINESIOLOGY AND PHYSICAL EDUCATION - UNDERGRADUATE		
BPHE & BKIN, Entered 2010	\$5,640	\$5,809
BPHE & BKIN, Entered 2011	\$5,668	\$5,838
BPHE & BKIN, Entered 2012	\$5,695	\$5,865
BPHE & BKIN, Entering 2013	NA	\$5,865
Concurrent Teacher Education Program (CTEP)	SEE TABLE B3	
SGS		
SGS Doctoral Stream, Entered 2010	\$7,160	\$7,160
SGS Doctoral Stream, Entered 2011	\$7,160	\$7,160
SGS Doctoral Stream, Entered 2012	\$7,160	\$7,160
SGS Doctoral Stream, Entering 2013	NA	\$7,160
SOCIAL WORK - PROFESSIONAL MASTERS		
MSW, Entered 2012	\$8,072	\$8,394
MSW, Entering 2013	NA	\$8,394
Diploma in Social Service Administration (DSSA), Entered 2012	\$7,160	\$7,446
Diploma in Social Service Administration (DSSA), Entering 2013	NA	\$7,446
MSW Combined Programs	SEE TABLE B3	
TRANSITIONAL YEAR PROGRAM - UNDERGRADUATE		
Regular	\$4,840	\$4,985
Extended, Entered 2012	\$2,419	\$2,491
Extended, Entering 2013	NA	\$2,491

Appendix B

TABLE B1: TUITION FEE SCHEDULE FOR DOMESTIC STUDENTS, 2013-14

	2012-13	2013-14
General Notes:		
1)	Tuition fee increases for full-time domestic students continuing in program are limited to maximum 3%, 4% or 5% for the normal length of a full-time program as per the limits in the new Tuition Framework. The normal length of program is two to five years. Students who exceed the normal length of their program will be charged the same tuition as students in the final year of that program.	
2)	Tuition fee rates for each year noted above are effective May 1st. For example, the tuition fees for 2013-14 commence in the Summer 2013 session.	
3)	Domestic tuition fees for new programs subject to Ministry review and approval.	
4)	Previous up-front MScAC program fee charge will now be spread across three sessions (Fall/Winter/Fall).	
Graduate Dentistry-Specific Notes:		
*	After minimum registration, i.e., in Year 3 & onwards students are subject to prevailing SGS doctoral stream tuition fee.	
**	After minimum registration, i.e., in Year 4 & onwards students are subject to prevailing SGS doctoral stream tuition fee.	
***	After minimum registration, i.e., in Year 5 & onwards students are subject to prevailing SGS doctoral stream tuition fee.	
****	After minimum registration, i.e., in Year 7 & onwards students are subject to prevailing SGS doctoral stream tuition fee.	

Appendix B

TABLE B2: TUITION FEE SCHEDULE FOR DOMESTIC STUDENTS IN PROGRAMS WITH HIGHER FEES IN UPPER YEARS

	2012-13	2013-14	2014-15
Bachelors - Bioinformatics, 2010 Cohort (see Note 8)	\$9,142	\$9,507	NA
Bachelors - Bioinformatics, 2011 Cohort (see Note 8)	\$9,494	\$9,873	\$10,267
Bachelors - Bioinformatics, 2012 Cohort (see Note 1&4)	\$5,695	\$9,968	\$10,466
Bachelors - Bioinformatics, 2013 Cohort (see Note 1&5)	NA	\$5,865	\$10,466
Bachelors - Computer Science, 2010 Cohort (see Note 8)	\$9,142	\$9,507	NA
Bachelors - Computer Science, 2011 Cohort (see Note 8)	\$9,494	\$9,873	\$10,267
Bachelors - Computer Science, 2012 Cohort (see Note 1&4)	\$5,695	\$9,968	\$10,466
Bachelors - Computer Science, 2013 Cohort (see Note 1&5)	NA	\$5,865	\$10,466
Bachelors - Visual Studies - Visual Culture and Communication, 2010 Cohort (see Note 8)	\$9,142	\$9,507	NA
Bachelors - Visual Studies - Visual Culture and Communication, 2011 Cohort (see Note 8)	\$9,494	\$9,873	\$10,267
Bachelors - Visual Studies - Visual Culture and Communication, 2012 Cohort (see Note 1&4)	\$5,695	\$9,968	\$10,466
Bachelors - Visual Studies - Visual Culture and Communication, 2013 Cohort (see Note 1&5)	NA	\$5,865	\$10,466
Bachelors - Communication, Culture & Information Technology, 2010 Cohort (see Note 8)	\$9,142	\$9,507	NA
Bachelors - Communication, Culture & Information Technology, 2011 Cohort (see Note 8)	\$9,494	\$9,873	\$10,267
Bachelors - Communication, Culture & Information Technology, 2012 Cohort (see Note 1&4)	\$5,695	\$9,968	\$10,466
Bachelors - Communication, Culture & Information Technology, 2013 Cohort (see Note 1&5)	NA	\$5,865	\$10,466
Bachelors - Interactive Digital Media, 2011 Cohort (see Note 8)	\$9,494	\$9,873	\$10,267
Bachelors - Interactive Digital Media, 2012 Cohort (see Note 1&4)	\$5,695	\$9,968	\$10,466
Bachelors - Interactive Digital Media, 2013 Cohort (see Note 1&5)	NA	\$5,865	\$10,466
Bachelors - Commerce/Business Administration, 2010 Cohort (See Note 8)	\$12,714	\$13,222	NA
Bachelors - Commerce/Business Administration, 2011 Cohort (See Note 8)	\$13,203	\$13,731	\$14,280
Bachelors - Commerce/Business Administration, 2012 Cohort (See Note 1&2)	\$5,695	\$13,863	\$14,556
Bachelors - Commerce/Business Administration, 2013 Cohort (See Note 1&3)	NA	\$5,865	\$14,556
Bachelors - Management UTM, 2010 Cohort (See Note 8)	\$10,173	\$10,579	NA
Bachelors - Management UTM, 2011 Cohort (See Note 8)	\$10,564	\$10,986	\$11,425
Bachelors - Management UTM, 2012 Cohort (See Note 1&6)	\$5,695	\$11,092	\$11,646
Bachelors - Management UTM, 2013 Cohort (See Note 1&7)	NA	\$5,865	\$11,646

- Notes:**
- 1) Students entering these programs pay the Arts and Science tuition fee in Year 1. They begin to pay the program fee in Year 2.
 - 2) For the 2012 Cohort, the tuition fee for students in Year 2 of the Commerce/BBA program in 2013-14 will be \$13,863, which represents a 5% increase over the 2012-13 Year 2 fee of \$13,203.
 - 3) For the 2013 Cohort, the tuition fee for students in Year 2 of the Commerce/BBA program in 2014-15 will be \$14,556, which represents a 5% increase over the 2013-14 Year 2 fee of \$13,863.
 - 4) For the 2012 Cohort, the tuition fee for students in Yr 2 of the CSC, Bioinformatics, Visual Studies, CCIT and Interactive Digital Media programs in 2013-14 will be \$9,968, which represents a 5% increase over the 2012-13 Yr 2 fee of \$9,494.
 - 5) For the 2013 Cohort, the tuition fee for students in Yr 2 of the CSC, Bioinformatics, Visual Studies, CCIT and Interactive Digital Media programs in 2014-15 will be \$10,466, which represents a 5% increase over the 2013-14 Yr 2 fee of \$9,968.
 - 6) For the 2012 Cohort, the tuition fee for students in Year 2 of the Management (UTM) program in 2013-14 will be \$11,092, which represents a 5% increase over the 2012-13 Year 2 fee of \$10,564.
 - 7) For the 2013 Cohort, the tuition fee for students in Year 2 of the Management (UTM) program in 2014-15 will be \$11,646, which represents a 5% increase over the 2013-14 Year 2 fee of \$11,092.
 - 8) For the 2010 and 2011 Cohorts, tuition fees will increase by 4% relative to the previous year.
 - 9) Tuition fee rates for each year noted above are effective May 1st. For example, the tuition fees for 2013-13 commence in the Summer 2013 session.

**TABLE B3: TUITION FEE SCHEDULE FOR DOMESTIC STUDENTS IN COMBINED AND
CONCURRENT PROGRAMS, 2013-14**

	2012-13	2013-14	Applicable Fee
COMBINED PROGRAMS:			
Skoll BAsc/MBA, Entered 2007	\$41,258	\$42,908	MBA
Skoll BAsc/MBA, Entered 2008	\$10,124	\$42,908	MBA
Skoll BAsc/MBA, Entered 2009	PEY fees	\$10,934	APSC
Skoll BAsc/MBA, Entered 2010	\$10,918	PEY fees	PEY
Skoll BAsc/MBA, Entered 2011	\$11,339	\$11,792	APSC
Skoll BAsc/MBA, Entered 2012	\$11,775	\$12,246	APSC
Skoll BAsc/MBA, Entering 2013	NA	\$12,363	APSC
BSc Environmental Science (UTSC)/MEng, Entering 2013 (Note 4)	NA	\$5,865	BSc
BScPhm/PharmD, Entered 2009	\$36,514	\$37,974	Post-Bacc PharmD
BScPhm/PharmD, Entered 2010	NA	\$38,339	Post-Bacc PharmD
PharmD/MBA, Entered 2012 (Note 3)	\$14,994	\$15,593	PharmD
PharmD/MBA, Entering 2013 (Note 3)	NA	\$15,743	PharmD
JD/MA Criminology, Entered 2011	\$26,404	\$27,460	JD
JD/MA Criminology, Entered 2012	\$27,420	\$28,516	JD
JD/MA Criminology, Entering 2013	NA	\$28,791	JD
JD/MA Economics, Entered 2011	\$26,404	\$27,460	JD
JD/MA Economics, Entered 2012	\$27,420	\$28,516	JD
JD/MA Economics, Entering 2013	NA	\$28,791	JD
JD/MA English, Entered 2011	\$26,404	\$27,460	JD
JD/MA English, Entered 2012	\$27,420	\$28,516	JD
JD/MA English, Entering 2013	NA	\$28,791	JD
JD/MA European, Russian and Eurasian Studies, Entered 2010	\$26,404	\$27,460	JD
JD/MA European, Russian and Eurasian Studies, Entered 2011	\$7,160	\$28,516	JD
JD/MA European, Russian and Eurasian Studies, Entered 2012	\$27,420	\$7,160	SGS
JD/MA European, Russian and Eurasian Studies, Entering 2013	NA	\$28,791	JD
JD/MBA, Entered 2010	\$41,258	\$42,908	MBA
JD/MBA, Entered 2011	\$41,258	\$42,908	MBA
JD/MBA, Entered 2012	\$27,420	\$42,908	MBA
JD/MBA, Entering 2013	NA	\$28,791	JD
JD/MGA, Entered 2010	\$26,404	\$27,460	JD
JD/MGA, Entered 2011	\$17,496	\$28,516	JD
JD/MGA, Entered 2012	\$27,420	\$18,370	MGA
JD/MGA, Entering 2013	NA	\$28,791	JD

**TABLE B3: TUITION FEE SCHEDULE FOR DOMESTIC STUDENTS IN COMBINED AND
CONCURRENT PROGRAMS, 2013-14**

	2012-13	2013-14	Applicable Fee
COMBINED PROGRAMS - continued			
JD/MI Pathway One, Entered 2010	\$26,404	\$27,460	JD
JD/MI Pathway One, Entered 2011	\$27,420	\$28,516	JD
JD/MI Pathway One, Entered 2012	\$8,712	\$28,791	JD
JD/MI Pathway One, Entering 2013	NA	\$9,147	MI
JD/MI Pathway Two, Entered 2010	\$26,404	\$27,460	JD
JD/MI Pathway Two, Entered 2011	\$8,712	\$28,516	JD
JD/MI Pathway Two, Entered 2012	\$27,420	\$9,147	MI
JD/MI Pathway Two, Entering 2013	NA	\$28,791	JD
JD/MPP, Entered 2011	\$14,693	\$28,516	JD
JD/MPP, Entered 2012	\$27,420	\$15,427	MPP
JD/MPP, Entering 2013	NA	\$28,791	JD
JD/MSW, Entered 2010	\$25,425	\$26,442	JD
JD/MSW, Entered 2011	\$8,072	\$27,460	JD
JD/MSW, Entered 2012	\$27,420	\$8,394	MSW
JD/MSW, Entering 2013 (Note 5)	NA	\$28,791	JD
MGA/MBA, Entered 2011	\$41,258	\$42,908	MBA
MGA/MBA, Entered 2012	\$17,496	\$42,908	MBA
MGA/MBA, Entering 2013	NA	\$18,370	MGA
MHSc/MN, Entered 2011	\$8,863	\$9,217	MHSc
MHSc/MN, Entered 2012	\$10,123	\$9,217	MHSc
MHSc/MN, Entering 2013	NA	\$10,629	MN
MHSc/MSW 2.5-Year Program, Entered 2011	\$8,863	\$9,217	MHSc
MHSc/MSW 2.5-Year Program, Entered 2012	\$8,863	\$9,217	MHSc
MHSc/MSW 2.5-Year Program, Entered 2013	NA	\$9,217	MHSc
MHSc/MSW 3-Year Program, Entered 2011	\$8,863	\$9,217	MHSc
MHSc/MSW 3-Year Program, Entered 2012	\$8,072	\$9,217	MHSc
MHSc/MSW 3-Year Program, Entered 2013	NA	\$8,394	MSW
JD/PhD Economics, Entered 2010	\$7,160	\$26,442	JD
JD/PhD Economics, Entered 2011	\$7,160	\$7,160	SGS
JD/PhD Economics, Entered 2012	\$27,420	\$7,160	SGS
JD/PhD Economics, Entering 2013	NA	\$28,791	JD

**TABLE B3: TUITION FEE SCHEDULE FOR DOMESTIC STUDENTS IN COMBINED AND
CONCURRENT PROGRAMS, 2013-14**

	2012-13	2013-14	Applicable Fee
COMBINED PROGRAMS - continued			
JD/PhD Philosophy, Entered 2010	\$7,160	\$7,160	SGS
JD/PhD Philosophy, Entered 2011	\$26,404	\$7,160	SGS
JD/PhD Philosophy, Entered 2012	\$27,420	\$28,516	JD
JD/PhD Philosophy, Entering 2013	NA	\$28,791	JD
JD/PhD Political Science, Entered 2007	\$7,160	\$7,160	SGS
JD/PhD Political Science, Entered 2008	\$7,160	\$7,160	SGS
JD/PhD Political Science, Entered 2009	\$25,425	\$7,160	SGS
JD/PhD Political Science, Entered 2010	\$26,404	\$27,460	JD
JD/PhD Political Science, Entered 2011	\$7,160	\$28,516	JD
JD/PhD Political Science, Entered 2012	\$27,420	\$7,160	SGS
JD/PhD Political Science, Entering 2013 (Note 5)	NA	\$28,791	JD
MD/PhD, Entered 2006	\$11,096	\$11,096	MD/PhD
MD/PhD, Entered 2007	\$11,374	\$11,374	MD/PhD
MD/PhD, Entered 2008	\$11,660	\$11,660	MD/PhD
MD/PhD, Entered 2009	\$12,127	\$12,127	MD/PhD
MD/PhD, Entered 2010	\$12,523	\$12,523	MD/PhD
MD/PhD, Entered 2011	\$12,932	\$12,932	MD/PhD
MD/PhD, Entered 2012	\$13,353	\$13,353	MD/PhD
MD/PhD, Entering 2013	NA	\$13,646	MD/PhD
CONCURRENT PROGRAMS:			
Concurrent Teacher Education Program (CTEP), Entered 2009	\$5,858	\$6,033	CTEP
Concurrent Teacher Education Program (CTEP), Entered 2010	\$5,886	\$6,062	CTEP
Concurrent Teacher Education Program (CTEP), Entered 2011	\$5,915	\$6,092	CTEP
Concurrent Teacher Education Program (CTEP), Entered 2012	\$5,943	\$6,121	CTEP
Concurrent Teacher Education Program (CTEP), Entering 2013	NA	\$6,121	CTEP
Diploma in Anaesthesia/MN, Entered 2012 (Winter diploma)	NA	\$15,278	PT DIPLOMA
Diploma in Anaesthesia/MN, Entered 2012 (Fall/Winter MN)	\$10,123	\$10,527	FT MN
Diploma in Anaesthesia/MN, Entering 2013	NA	\$10,629	MN
MI/MMST Pathway One, Entered 2011 (Part-time MMST)	NA	\$2,765	PT MMST
MI/MMST Pathway One, Entered 2011 (Full-time MI)	\$8,863	\$9,060	FT MI
MI/MMST Pathway One, Entered 2012	\$8,712	\$9,217	MMST
MI/MMST Pathway One, Entering 2013	NA	\$9,147	MI
MI/MMST Pathway Two, Entered 2011 (Part-time MMST)	NA	\$2,765	PT MMST
MI/MMST Pathway Two, Entered 2011 (Full-time MI)	\$8,712	\$9,060	FT MI
MI/MMST Pathway Two, Entered 2012	\$8,863	\$9,147	MI
MI/MMST Pathway Two, Entering 2013	NA	\$9,217	MMST

**TABLE B3: TUITION FEE SCHEDULE FOR DOMESTIC STUDENTS IN COMBINED AND
CONCURRENT PROGRAMS, 2013-14**

	2012-13	2013-14	Applicable Fee
General Notes:			
<p>1) Tuition fee increases for full-time domestic students continuing in program are limited to maximum 3%, 4%, or 5% for the normal length of a full-time program as per the limits in the new Tuition Framework. The normal length of program is two to five years. Students who exceed the normal length of their program will be charged the same tuition as students in the final year of that program.</p> <p>2) Tuition fee rates for each year noted above are effective May 1st. For example, the tuition fees for 2013-14 commence in the Summer 2013 session.</p> <p>3) PharmD/MBA students will be selected and pursue a modified Year 3 PharmD curriculum to be followed by Years 4 & 5 MBA curriculum. In the first three years of the five years, students will pay the PharmD tuition fees.</p> <p>4) Students will apply to the combined BSc/MEng program during the Fall term of the third year of the BSc program. In the first four years of the five years, students will pay the BSc tuition fees.</p> <p>5) Effective with the 2013 cohorts, JD/MSW and JD/PhD students will pay the Year 2 and Year 3 fees listed in the current year such that they will be aligned with all the other JD combined programs.</p>			

Appendix C

TABLE C1: TUITION FEE SCHEDULE FOR INTERNATIONAL STUDENTS, 2013-14 and 2014-15

	2012-13	2013-14	2014-15
APPLIED SCIENCE & ENGINEERING - UNDERGRADUATE			
Bachelors, Entered 2010	\$29,122	\$30,578	NA
Bachelors, Entered 2011	\$30,508	\$32,033	\$33,635
Bachelors, Entered 2012	\$31,961	\$33,634	\$35,316
Bachelors, Entering 2013	NA	\$35,982	\$37,781
Bachelors, Entering 2014	NA	NA	\$39,580
Undergraduate Specials (AE NDEGP)	\$27,799	\$30,578	\$33,635
Undergraduate Specials (AE NDEG)	\$31,961	\$35,982	\$39,580
APPLIED SCIENCE & ENGINEERING - PROFESSIONAL MASTERS			
M.Eng., Entered 2012	\$31,961	\$33,634	NA
M.Eng., Entering 2013	NA	\$35,982	\$37,781
M.Eng., Entering 2014	NA	NA	\$39,580
M.Eng. Full-Time Extended, Entering 2013	NA	\$18,291	\$18,291
M.Eng. Full-Time Extended, Entering 2014	NA	NA	\$20,120
Master of Health Science (Clinical Biomedical Engineering), Entered 2012	\$27,117	\$28,548	\$29,975
Master of Health Science (Clinical Biomedical Engineering), Entering 2013	NA	\$30,654	\$32,187
Master of Health Science (Clinical Biomedical Engineering), Entering 2014	NA	NA	\$33,719
ARCHITECTURE, LANDSCAPE, and DESIGN - UNDERGRADUATE			
HBA, Architectural Studies, Transfers from Arts & Science	SEE A&S BACHELORS		
HBA, Architectural Studies, Entered 2012	\$28,409	\$29,904	\$31,399
HBA, Architectural Studies, Entering 2013	NA	\$32,075	\$33,679
HBA, Architectural Studies, Entering 2014	NA	NA	\$35,283
ARCHITECTURE, LANDSCAPE, and DESIGN - PROFESSIONAL MASTERS			
M. Arch., Entered 2010	\$26,534	\$27,861	NA
M. Arch., Entered 2011	\$27,798	\$29,188	\$30,647
M. Arch., Entered 2012	\$29,121	\$30,652	\$32,185
M. Arch., Entering 2013	NA	\$32,858	\$34,501
M. Arch., Entering 2014	NA	NA	\$36,144
M.L.A., Entered 2011	\$27,798	\$29,188	NA
M.L.A., Entered 2012	\$29,121	\$30,652	\$32,185
M.L.A., Entering 2013	NA	\$32,858	\$34,501
M.L.A., Entering 2014	NA	NA	\$36,144
M.U.D, Entered 2012	\$29,121	\$30,652	NA
M.U.D, Entering 2013	NA	\$32,858	\$34,501
M.U.D, Entering 2014	NA	NA	\$36,144
ARTS & SCIENCE UNDERGRADUATE incl. UTM & UTSC			
Bachelors, Entered 2010	\$25,885	\$27,179	NA
Bachelors, Entered 2011	\$27,117	\$28,473	\$29,897
Bachelors, Entered 2012	\$28,409	\$29,904	\$31,399
Bachelors, Entering 2013	NA	\$32,075	\$33,679
Bachelors, Entering 2014	NA	NA	\$35,283
Bachelors - Bioinformatics	SEE TABLE C2		
Bachelors - Computer Science	SEE TABLE C2		
Bachelors - Communication, Culture & Information Technology	SEE TABLE C2		
Bachelors - Visual Studies - Visual Culture and Communication	SEE TABLE C2		
Bachelors - Interactive Digital Media (with Information)	SEE TABLE C2		
Bachelors - Commerce/Business Administration	SEE TABLE C2		
Bachelors - Management UTM	SEE TABLE C2		

Appendix C

TABLE C1: TUITION FEE SCHEDULE FOR INTERNATIONAL STUDENTS, 2013-14 and 2014-15

	2012-13	2013-14	2014-15
ARTS & SCIENCE UNDERGRADUATE incl. UTM & UTSC - continued			
Bachelors - UTSC - Joint Programs with Centennial, Entered 2010	\$25,885	\$27,179	NA
Bachelors - UTSC - Joint Programs with Centennial, Entered 2011	\$27,117	\$28,473	\$29,897
Bachelors - UTSC - Joint Programs with Centennial, Entered 2012	\$28,409	\$29,904	\$31,399
Bachelors - UTSC - Joint Programs with Centennial, Entering 2013	NA	\$32,075	\$33,679
Bachelors - UTSC - Joint Programs with Centennial, Entering 2014	NA	NA	\$35,283
Woodsworth Certificates	\$28,409	\$32,075	\$35,283
Concurrent Teacher Education Program (CTEP)	SEE TABLE C3		
ARTS & SCIENCE ST. GEORGE PROFESSIONAL MASTERS			
MScPlanning, Entered 2012	\$22,513	\$23,714	NA
MScPlanning, Entering 2013	NA	\$24,464	\$25,687
MScPlanning, Entering 2014	NA	NA	\$25,687
MUDS, Entered 2012	\$22,513	\$23,714	NA
MUDS, Entering 2013	NA	\$24,464	\$25,687
MUDS, Entering 2014	NA	NA	\$25,687
Master of Visual Studies, Entered 2012	\$22,513	\$23,714	NA
Master of Visual Studies, Entering 2013	NA	\$24,464	\$25,687
Master of Visual Studies, Entering 2014	NA	NA	\$25,687
MFE, Entered 2012	\$34,672	\$36,481	NA
MFE, Entering 2013	NA	\$37,231	\$39,093
MFE, Entering 2014	NA	NA	\$39,093
MPP-2 Year Program, Entered 2012	\$28,715	\$30,226	NA
MPP-2 Year Program, Entering 2013	NA	\$30,976	\$32,525
MPP-2 Year Program, Entering 2014	NA	NA	\$32,525
MIRHR (Two-Year), Entered 2012	\$25,328	\$26,669	NA
MIRHR (Two-Year), Entering 2013	NA	\$27,419	\$28,790
MIRHR (Two-Year), Entering 2014	NA	NA	\$28,790
MIRHR (12-month Advanced Standing Option)	\$37,992	\$40,717	\$42,753
MGA, Entered 2012	\$27,563	\$29,016	NA
MGA, Entering 2013	NA	\$29,766	\$31,254
MGA, Entering 2014	NA	NA	\$31,254
MScAC (Applied Computing), Entered 2012 (Note 3)	\$19,845	\$20,912	NA
MScAC (Applied Computing), Entering 2013 (Note 3)	NA	\$21,662	\$22,745
MScAC (Applied Computing), Entering 2014 (Note 3)	NA	NA	\$22,745
UTM PROFESSIONAL MASTERS			
Diploma in Investigative and Forensic Accounting (DIFA), Entered 2011	\$14,177	\$14,886	NA
Diploma in Investigative and Forensic Accounting (DIFA), Entered 2012	\$14,582	\$15,386	\$16,155
Diploma in Investigative and Forensic Accounting (DIFA), Entering 2013	NA	\$16,574	\$17,403
Diploma in Investigative and Forensic Accounting (DIFA), Entering 2014	NA	NA	\$17,900
MMPA, Entered 2011	\$35,743	\$37,530	NA
MMPA, Entered 2012	\$36,764	\$38,677	\$40,611
MMPA, Entering 2013	NA	\$40,530	\$42,557
MMPA, Entering 2014	NA	NA	\$43,772
M. Biotechnology, Entered 2012	\$27,561	\$29,014	NA
M. Biotechnology, Entering 2013	NA	\$30,591	\$32,121
M. Biotechnology, Entering 2014	NA	NA	\$33,038
MScBMC, Entered 2012	\$24,499	\$25,799	NA
MScBMC, Entering 2013	NA	\$27,284	\$28,648
MScBMC, Entering 2014	NA	NA	\$29,467
Master of Management of Innovation, Entered 2012	\$37,914	\$39,506	NA
Master of Management of Innovation, Entering 2013	NA	\$40,256	\$41,866
Master of Management of Innovation, Entering 2014	NA	NA	\$41,866

Appendix C

TABLE C1: TUITION FEE SCHEDULE FOR INTERNATIONAL STUDENTS, 2013-14 and 2014-15

	2012-13	2013-14	2014-15
UTSC PROFESSIONAL MASTERS			
Masters in Environmental Science, Entered 2011	\$27,117	\$28,473	NA
Masters in Environmental Science, Entered 2012	\$28,409	\$29,904	\$31,399
Masters in Environmental Science, Entering 2013	NA	\$32,075	\$33,679
Masters in Environmental Science, Entering 2014	NA	NA	\$35,283
DENTISTRY - UNDERGRADUATE			
DDS, Entered 2010	\$58,710	\$61,646	NA
DDS, Entered 2011	\$58,710	\$61,646	\$64,728
DDS, Entered 2012	\$58,710	\$61,721	\$64,807
DDS, Entering 2013	NA	\$62,471	\$65,595
DDS, Entering 2014	NA	NA	\$65,595
DENTISTRY - GRADUATE			
PhD with Specialty Training			
Dental Public Health Entered 2009	\$18,296	\$19,211	NA
Dental Public Health Entered 2010	\$18,296	\$19,211	\$20,172
Dental Public Health Entered 2011	\$18,296	\$19,211	\$20,172
Dental Public Health Entered 2012	\$18,296	\$19,211	\$20,172
Dental Public Health Entering 2013	NA	\$19,211	\$20,172
Dental Public Health Entering 2014	NA	NA	\$20,172
Other Non-MOH Funded Entered 2008 ****	\$30,828	\$32,369	\$33,987
Other Non-MOH Funded Entered 2009 ****	\$30,828	\$32,369	\$33,987
Other Non-MOH Funded Entered 2010 ****	\$30,828	\$32,369	\$33,987
Other Non-MOH Funded Entered 2011 ****	\$30,828	\$32,369	\$33,987
Other Non-MOH Funded Entered 2012 ****	\$30,828	\$32,369	\$33,987
Other Non-MOH Funded Entering 2013 ****	NA	\$32,369	\$33,987
Other Non-MOH Funded Entering 2014 ****	NA	NA	\$33,987
M.Sc with Specialty Training - Non-MOH Funded			
Dental Public Health Entered 2012 *	\$20,413	\$21,509	NA
Dental Public Health Entering 2013 *	NA	\$22,259	\$23,372
Dental Public Health Entering 2014 *	NA	NA	\$23,372
Oral and Maxillofacial Surgery Entered 2010 ***	\$48,253	\$50,666	NA
Oral and Maxillofacial Surgery Entered 2011 ***	\$48,253	\$50,666	\$53,199
Oral and Maxillofacial Surgery Entered 2012 ***	\$48,253	\$50,741	\$53,278
Oral and Maxillofacial Surgery Entering 2013 ***	NA	\$51,491	\$54,066
Oral and Maxillofacial Surgery Entering 2014 ***	NA	NA	\$54,066
Oral Pathology and Oral Medicine Entered 2011 ***	\$48,253	\$50,666	NA
Oral Pathology and Oral Medicine Entered 2012 ***	\$48,253	\$50,741	\$53,278
Oral Pathology and Oral Medicine Entering 2013 ***	NA	\$51,491	\$54,066
Oral Pathology and Oral Medicine Entering 2014 ***	NA	NA	\$54,066
Other Non-MOH Funded Entered 2011 **	\$44,768	\$47,006	NA
Other Non-MOH Funded Entered 2012 **	\$44,768	\$47,081	\$49,435
Other Non-MOH Funded Entering 2013 **	NA	\$47,831	\$50,223
Other Non-MOH Funded Entering 2014 **	NA	NA	\$50,223
FORESTRY - PROFESSIONAL MASTERS			
MFC, Entered 2012	\$25,328	\$26,669	NA
MFC, Entering 2013	NA	\$27,419	\$28,790
MFC, Entering 2014	NA	NA	\$28,790
INFORMATION - UNDERGRADUATE			
Bachelors - Interactive Digital Media (with UTM)	SEE TABLE C2		

Appendix C

TABLE C1: TUITION FEE SCHEDULE FOR INTERNATIONAL STUDENTS, 2013-14 and 2014-15

	2012-13	2013-14	2014-15
INFORMATION - PROFESSIONAL MASTERS			
MI, Entered 2012	\$25,328	\$26,669	NA
MI, Entering 2013	NA	\$27,419	\$28,790
MI, Entering 2014	NA	NA	\$28,790
Museum Studies, Entered 2012	\$23,384	\$24,628	NA
Museum Studies, Entering 2013	NA	\$25,612	\$26,893
Museum Studies, Entering 2014	NA	NA	\$27,149
Diploma of Advanced Study in Info. Studies, Entered 2012	\$25,328	\$26,669	NA
Diploma of Advanced Study in Info. Studies, Entering 2013	NA	\$27,419	\$28,790
Diploma of Advanced Study in Info. Studies, Entering 2014	NA	NA	\$28,790
LAW - UNDERGRADUATE			
JD, Entered 2011	\$35,980	\$37,779	NA
JD, Entered 2012	\$35,980	\$37,854	\$39,747
JD, Entering 2013	NA	\$38,604	\$40,534
JD, Entering 2014	NA	NA	\$40,534
LAW - GRADUATE			
LLM, Entered 2012	\$25,328	\$26,669	NA
LLM, Entering 2013	NA	\$27,419	\$28,790
LLM, Entering 2014	NA	NA	\$28,790
GPLL, Entered 2012	\$39,218	\$41,254	NA
GPLL, Entering 2013	NA	\$42,004	\$44,104
GPLL, Entering 2014	NA	NA	\$44,104
MSL	\$16,886	\$18,555	\$19,483
SJD, Entered 2010	\$16,886	\$17,730	\$18,617
SJD, Entered 2011	\$16,886	\$17,730	\$18,617
SJD, Entered 2012	\$16,886	\$17,730	\$18,617
SJD, Entering 2013	NA	\$17,730	\$18,617
SJD, Entering 2014	NA	NA	\$18,617
MANAGEMENT - PROFESSIONAL MASTERS			
MBA, 2-Year, Entered 2012	\$48,293	\$49,118	NA
MBA, 2-Year, Entering 2013	NA	\$49,118	\$50,592
MBA, 2-Year, Entering 2014	NA	NA	\$52,065
MBA, 3-Year, Entered 2011	\$32,195	\$32,195	NA
MBA, 3-Year, Entered 2012	\$32,839	\$32,839	\$32,839
MBA, 3-Year, Entering 2013	NA	\$33,237	\$33,237
MBA, 3-Year, Entering 2014	NA	NA	\$35,404
MF, 20-month, Entered 2012	\$46,190	\$48,113	NA
MF, 20-month, Entering 2013	NA	\$48,863	\$50,818
MF, 20-month, Entering 2014	NA	NA	\$50,818
MEDICINE - UNDERGRADUATE			
Doctor of Medicine, Entered 2010	\$56,284	\$59,098	NA
Doctor of Medicine, Entered 2011	\$56,284	\$59,098	\$62,053
Doctor of Medicine, Entered 2012	\$56,284	\$59,173	\$62,132
Doctor of Medicine, Entering 2013	NA	\$59,923	\$62,919
Doctor of Medicine, Entering 2014	NA	NA	\$62,919
Radiation Sciences, Entered 2011	\$23,270	\$24,434	NA
Radiation Sciences, Entered 2012	\$23,270	\$24,509	\$25,734
Radiation Sciences, Entering 2013	NA	\$25,259	\$26,522
Radiation Sciences, Entering 2014	NA	NA	\$26,522

Appendix C

TABLE C1: TUITION FEE SCHEDULE FOR INTERNATIONAL STUDENTS, 2013-14 and 2014-15

	2012-13	2013-14	2014-15
MEDICINE - GRADUATE			
Health Science Graduate Diplomas	\$20,413	\$22,259	\$23,372
MSc, Occupational Therapy and Physical Therapy, Entered 2012	\$22,513	\$23,714	NA
MSc, Occupational Therapy and Physical Therapy, Entering 2013	NA	\$24,464	\$25,687
MSc, Occupational Therapy and Physical Therapy, Entering 2014	NA	NA	\$25,687
Master of Health Science excluding Biomedical Engineering, Entered 2012	\$22,513	\$23,714	NA
Master of Health Science excluding Biomedical Engineering, Entering 2013	NA	\$24,464	\$25,687
Master of Health Science excluding Biomedical Engineering, Entering 2014	NA	NA	\$25,687
Master of Health Science in Medical Radiation Sciences, 3-Year, Entered 2012	\$15,384	\$15,459	\$16,232
Master of Health Science in Medical Radiation Sciences, 3-Year, Entering 2013	NA	\$16,717	\$17,553
Master of Health Science in Medical Radiation Sciences, 3-Year, Entering 2014	NA	NA	\$17,553
Master of Health Informatics, Entered 2012	\$22,513	\$23,714	NA
Master of Health Informatics, Entering 2013	NA	\$24,464	\$25,687
Master of Health Informatics, Entering 2014	NA	NA	\$25,687
Master of Public Health, Entered 2012	\$22,513	\$23,714	NA
Master of Public Health, Entering 2013	NA	\$24,464	\$25,687
Master of Public Health, Entering 2014	NA	NA	\$25,687
MScCH, Entered 2012	\$22,513	\$23,714	NA
MScCH, Entering 2013	NA	\$24,464	\$25,687
MScCH, Entering 2014	NA	NA	\$25,687
MD/PhD Combined Program	SEE TABLE C3		
MUSIC - UNDERGRADUATE			
Undergraduate, Entered 2010	\$24,709	\$25,944	NA
Undergraduate, Entered 2011	\$24,709	\$25,944	\$27,241
Undergraduate, Entered 2012	\$24,709	\$26,019	\$27,320
Undergraduate, Entering 2013	NA	\$26,769	\$28,107
Undergraduate, Entering 2014	NA	NA	\$28,107
Concurrent Teacher Education Program (CTEP)	SEE TABLE C3		
Operatic Perf Dip, Entered 2011	\$24,709	\$25,944	NA
Operatic Perf Dip, Entered 2012	\$24,709	\$26,019	\$27,320
Operatic Perf Dip, Entering 2013	NA	\$26,769	\$28,107
Operatic Perf Dip, Entering 2014	NA	NA	\$28,107
Advanced Certificate in Performance, Entered 2012	\$24,709	\$26,019	NA
Advanced Certificate in Performance, Entering 2013	NA	\$26,769	\$28,107
Advanced Certificate in Performance, Entering 2014	NA	NA	\$28,107
MUSIC - GRADUATE			
Mus.M., Entered 2012	\$22,513	\$23,714	NA
Mus.M., Entering 2013	NA	\$24,464	\$25,687
Mus.M., Entering 2014	NA	NA	\$25,687
Mus.D., Entered 2007 (phasing-out)	\$16,886	\$17,730	\$18,617
DMA, Entered 2010	\$16,886	\$17,730	NA
DMA, Entered 2011	\$16,886	\$17,730	\$18,617
DMA, Entered 2012	\$16,886	\$17,730	\$18,617
DMA, Entering 2013	NA	\$17,730	\$18,617
DMA, Entering 2014	NA	NA	\$18,617
NURSING - UNDERGRADUATE			
BScN, Entered 2012	\$28,409	\$29,904	NA
BScN, Entering 2013	NA	\$32,075	\$33,679
BScN, Entering 2014	NA	NA	\$35,283

Appendix C

TABLE C1: TUITION FEE SCHEDULE FOR INTERNATIONAL STUDENTS, 2013-14 and 2014-15

	2012-13	2013-14	2014-15
NURSING - GRADUATE PROFESSIONAL			
MN, Entered 2012 (Fall 2012 and Winter 2013)	\$28,409	\$29,904	NA
MN, Entered 2013 (Fall 2013 and Winter 2014)	NA	\$32,075	\$33,679
MN, Entered 2014 (Fall 2014 and Winter 2015)	NA	NA	\$35,283
Post-Masters Nurse Practitioner Diploma Program (Part-time), Entered 2012	\$10,849	\$11,466	NA
Post-Masters Nurse Practitioner Diploma Program (Part-time), Entering 2013	NA	\$12,759	\$13,397
Post-Masters Nurse Practitioner Diploma Program (Part-time), Entering 2014	NA	NA	\$14,035
Diploma in Anaesthesia	\$22,240	\$25,289	\$27,818
Concurrent Diploma in Anaesthesia/MN	SEE TABLE C3		
OISE/UT - UNDERGRADUATE			
Bachelor of Education; Tech. & Voc. Diplomas or Certificates	\$28,409	\$32,075	\$35,283
Concurrent Teacher Education Program (CTEP)	SEE TABLE C3		
OISE/UT - GRADUATE			
Master of Teaching in Elementary and Secondary Education, Entered 2012	\$22,513	\$23,714	NA
Master of Teaching in Elementary and Secondary Education, Entering 2013	NA	\$25,589	\$26,868
Master of Teaching in Elementary and Secondary Education, Entering 2014	NA	NA	\$28,148
MA in Child Study, Entered 2012	\$22,513	\$23,714	NA
MA in Child Study, Entering 2013	NA	\$25,589	\$26,868
MA in Child Study, Entering 2014	NA	NA	\$28,148
M.Ed., Entered 2012	\$22,513	\$23,714	NA
M.Ed., Entering 2013	NA	\$25,589	\$26,868
M.Ed., Entering 2014	NA	NA	\$28,148
Ed.D., Entered 2010	\$22,513	\$23,639	NA
Ed.D., Entered 2011	\$22,513	\$23,639	\$24,821
Ed.D., Entered 2012	\$22,513	\$23,639	\$24,821
Ed.D., Entering 2013	NA	\$24,764	\$26,002
Ed.D., Entering 2014	NA	NA	\$27,240
PHARMACY - UNDERGRADUATE			
BScPhm, Entered 2010	\$28,143	\$29,550	NA
PharmD, Entered 2011	\$28,143	\$29,550	\$31,028
PharmD, Entered 2012	\$28,143	\$29,625	\$31,106
PharmD, Entering 2013	NA	\$30,375	\$31,894
PharmD, Entering 2014	NA	NA	\$31,894
Post-baccalaureate PharmD Full-time program, Entered 2012	\$36,514	\$37,974	NA
Post-baccalaureate PharmD Full-time program, Entering 2013	NA	\$38,339	\$39,872
Post-baccalaureate PharmD Full-time program, Entering 2014	NA	NA	\$40,255
Post-baccalaureate PharmD Part-time program Course Fee, Entered 2010	\$3,211.90	\$3,340.37	NA
Post-baccalaureate PharmD Part-time program Course Fee, Entered 2011	\$3,013.92	\$3,419.42	\$3,556.20
Post-baccalaureate PharmD Part-time program Course Fee, Entered 2012	\$3,042.83	\$3,164.54	\$3,590.26
Post-baccalaureate PharmD Part-time program Course Fee, Entering 2013	NA	\$3,194.91	\$3,322.71
Post-baccalaureate PharmD Part-time program Course Fee, Entering 2014	NA	NA	\$3,354.88
BScPhm/PharmD, Entered 2012	\$36,514	\$37,974	NA
BScPhm/PharmD, Entering 2013	NA	\$38,339	\$39,872
BScPhm/PharmD, Entering 2014	NA	NA	\$40,255
KINESIOLOGY AND PHYSICAL EDUCATION - UNDERGRADUATE			
BPHE & BKIN, Entered 2010	\$24,709	\$25,944	NA
BPHE & BKIN, Entered 2011	\$24,709	\$25,944	\$27,241
BPHE & BKIN, Entered 2012	\$24,709	\$26,019	\$27,320
BPHE & BKIN, Entering 2013	NA	\$26,769	\$28,107
BPHE & BKIN, Entering 2014	NA	NA	\$28,107
Concurrent Teacher Education Program (CTEP)	SEE TABLE C3		

Appendix C

TABLE C1: TUITION FEE SCHEDULE FOR INTERNATIONAL STUDENTS, 2013-14 and 2014-15

	2012-13	2013-14	2014-15
SGS			
SGS Doctoral Stream, Entered 2010	\$16,886	\$17,730	NA
SGS Doctoral Stream, Entered 2011	\$16,886	\$17,730	\$18,617
SGS Doctoral Stream, Entered 2012	\$16,886	\$17,730	\$18,617
SGS Doctoral Stream, Entering 2013	NA	\$17,730	\$18,617
SGS Doctoral Stream, Entering 2014	NA	NA	\$18,617
SOCIAL WORK - PROFESSIONAL MASTERS			
MSW, Entered 2012	\$22,513	\$23,714	NA
MSW, Entering 2013	NA	\$24,464	\$25,687
MSW, Entering 2014	NA	NA	\$25,687
Diploma in Social Service Administration (DSSA), Entered 2012	\$16,886	\$17,805	NA
Diploma in Social Service Administration (DSSA), Entering 2013	NA	\$18,555	\$19,483
Diploma in Social Service Administration (DSSA), Entering 2014	NA	NA	\$19,483
TRANSITIONAL YEAR PROGRAM - UNDERGRADUATE			
Regular	NA	NA	NA
Extended	NA	NA	NA

General Notes:

- 1) Tuition fee increases for full-time international students continuing in program are limited to maximum 5.69% in 2013-14 for the normal length of a full-time program. The normal length of program is two to five years. Students who exceed the normal length of their program will be charged the same tuition as students in the final year of that program.
- 2) Tuition fee rates for each year noted above are effective May 1st. For example, the tuition fees rates for 2013-14 commence in the Summer 2013 session.
- 3) MScAC Year 2 students will pay 50% of annual fee listed above as only registered in the Fall session.

Graduate Dentistry-Specific Notes:

- * After minimum registration, i.e. in Year 3 & onwards, students are subject to the SGS doctoral stream tuition fee.
- ** After minimum registration, i.e. in Year 4 & onwards, students are subject to the SGS doctoral stream tuition fee.
- *** After minimum registration, i.e. in Year 5 & onwards, students are subject to the SGS doctoral stream tuition fee.
- *** After minimum registration, i.e. in Year 7 & onwards, students are subject to the SGS doctoral stream tuition fee.

Appendix C

TABLE C2: TUITION FEE SCHEDULE FOR INTERNATIONAL STUDENTS IN PROGRAMS WITH HIGHER FEES IN UPPER YEARS

	2012-13	2013-14	2014-15
Bachelors - Bioinformatics, 2010 Cohort (see Note 10)	\$26,534	\$27,861	NA
Bachelors - Bioinformatics, 2011 Cohort (see Note 10)	\$27,797	\$29,187	\$30,646
Bachelors - Bioinformatics, 2012 Cohort (see Note 1&4)	\$28,409	\$31,402	\$32,972
Bachelors - Bioinformatics, 2013 Cohort (see Note 1,5,11)	NA	\$32,075	\$34,542
Bachelors - Bioinformatics, 2014 Cohort (see Note 1)	NA	NA	\$35,283
Bachelors - Computer Science, 2010 Cohort (see Note 10)	\$26,534	\$27,861	NA
Bachelors - Computer Science, 2011 Cohort (see Note 10)	\$27,797	\$29,187	\$30,646
Bachelors - Computer Science, 2012 Cohort (see Note 1&4)	\$28,409	\$31,402	\$32,972
Bachelors - Computer Science, 2013 Cohort (see Note 1,5,11)	NA	\$32,075	\$34,542
Bachelors - Computer Science, 2014 Cohort (see Note 1)	NA	NA	\$35,283
Bachelors - Visual Studies - Visual Culture and Communication, 2010 Cohort (see Note 10)	\$26,534	\$27,861	NA
Bachelors - Visual Studies - Visual Culture and Communication, 2011 Cohort (see Note 10)	\$27,797	\$29,187	\$30,646
Bachelors - Visual Studies - Visual Culture and Communication, 2012 Cohort (see Note 1,4)	\$28,409	\$31,402	\$32,972
Bachelors - Visual Studies - Visual Culture and Communication, 2013 Cohort (see Note 1,5,11)	NA	\$32,075	\$34,542
Bachelors - Visual Studies - Visual Culture and Communication, 2014 Cohort (see Note 1)	NA	NA	\$35,283
Bachelors - Communication, Culture & Information Technology, 2010 Cohort (see Note 10)	\$26,534	\$27,861	NA
Bachelors - Communication, Culture & Information Technology, 2011 Cohort (see Note 10)	\$27,797	\$29,187	\$30,646
Bachelors - Communication, Culture & Information Technology, 2012 Cohort (see Note 1&6)	\$28,409	\$31,402	\$32,972
Bachelors - Communication, Culture & Information Technology, 2013 Cohort (see Note 1,7,11)	NA	\$32,075	\$34,542
Bachelors - Communication, Culture & Information Technology, 2014 Cohort (see Note 1)	NA	NA	\$35,283
Bachelors - Interactive Digital Media, 2011 Cohort (see Note 10)	\$27,797	\$29,187	\$30,646
Bachelors - Interactive Digital Media, 2012 Cohort (see Note 1&6)	\$28,409	\$31,402	\$32,972
Bachelors - Interactive Digital Media, 2013 Cohort (see Note 1,7,11)	NA	\$32,075	\$34,542
Bachelors - Interactive Digital Media, 2014 Cohort (see Note 1)	NA	NA	\$35,283
Bachelors - Commerce/Business Administration, 2010 Cohort (see Note 10)	\$29,773	\$31,262	NA
Bachelors - Commerce/Business Administration, 2011 Cohort (see Note 10)	\$30,623	\$32,154	\$33,762
Bachelors - Commerce/Business Administration, 2012 Cohort (see Note 1&2)	\$28,409	\$34,510	\$36,236
Bachelors - Commerce/Business Administration, 2013 Cohort (see Note 1,3,11)	NA	\$32,075	\$37,961
Bachelors - Commerce/Business Administration, 2014 Cohort (see Note 1)	NA	NA	\$35,283
Bachelors - Management UTM, 2010 Cohort (see Note 10)	\$26,534	\$27,861	NA
Bachelors - Management UTM, 2011 Cohort (see Note 10)	\$27,797	\$29,187	\$30,646
Bachelors - Management UTM, 2012 Cohort (see Note 1&8)	\$28,409	\$31,402	\$32,972
Bachelors - Management UTM, 2013 Cohort (see Note 1,9,11)	NA	\$32,075	\$34,542
Bachelors - Management UTM, 2014 Cohort (see Note 1)	NA	NA	\$35,283

Notes:

- 1) Students entering these programs pay the Arts & Science tuition fee in Year 1. They begin to pay the program fee in Year 2.
- 2) For the 2012 Cohort, the tuition fee for students in Year 2 of the Commerce/BBA program in 2013-14 will be \$34,510, which represents an 12.69% increase (10% plus the \$825 of international recoveries) over the 2012-13 Year 2 fee of \$30,623.
- 3) For the 2013 Cohort, the tuition fee for students in Year 2 of the Commerce/BBA program in 2014-15 will be \$37,961, which represents a 10% increase over the 2013-14 Year 2 fee of \$34,510.
- 4) For the 2012 Cohort, the tuition fee for students in Yr 2 of the CSC/Visual Studies/Bioinformatics programs in 2013-14 will be \$31,402, which represents a 12.97% increase (10% plus \$825) over the 2012-13 Yr 2 fee of \$27,797.
- 5) For the 2013 Cohort, the tuition fee for students in Yr 2 of the CSC/Visual Studies/Bioinformatics programs in 2014-15 will be \$34,542, which represents a 10% increase over the 2013-14 Yr 2 fee of \$31,402.
- 6) For the 2012 Cohort, the tuition fee for students in Yr 2 of the CCIT/Interactive Digital Media programs in 2013-14 will be \$31,402, which represents a 12.97% increase (10% plus \$825) over the 2012-13 Yr 2 fee of \$27,797.
- 7) For the 2013 Cohort, the tuition fee for students in Yr 2 of the CCIT/Interactive Digital Media programs in 2014-15 will be \$34,542, which represents a 10% increase over the 2013-14 Yr 2 fee of \$31,402.
- 8) For the 2012 Cohort, the tuition fee for students in Year 2 of the Management (UTM) program in 2013-14 will be \$31,402, which represents an 12.97% increase (10% plus \$825 international recoveries) over the 2012-13 Year 2 fee of \$27,797.
- 9) For the 2013 Cohort, the tuition fee for students in Year 2 of the Management (UTM) program in 2014-15 will be \$34,542, which represents an 10% increase over the 2012-13 Year 2 fee of \$31,402.
- 10) For the 2010 and 2011 Cohorts, tuition fees will increase by 5% relative to the previous year.
- 11) For the 2013 Cohorts, tuition fees for students in Year 1 will increase by 12.9% (10% plus the \$825 of international recoveries).
- 12) Tuition fee rates for each year noted above are effective May 1st. For example, the tuition fees for 2013-14 commence in the Summer 2013 session.

Appendix C

TABLE C3: TUITION FEE SCHEDULE FOR INTERNATIONAL STUDENTS IN COMBINED AND CONCURRENT PROGRAMS, 2013-14 and 2014-15

	2012-13	2013-14	2014-15
COMBINED PROGRAMS:			
BScPhm/PharmD, Entered 2012	\$36,514	\$37,974	NA
BScPhm/PharmD, Entering 2013	NA	\$38,339	\$39,872
BScPhm/PharmD, Entering 2014	NA	NA	\$40,255
Combined MD/PhD, Entered 2006	\$27,300	\$27,300	NA
Combined MD/PhD, Entered 2007	\$28,665	\$28,665	\$28,665
Combined MD/PhD, Entered 2008	\$30,098	\$30,098	\$30,098
Combined MD/PhD, Entered 2009	\$31,604	\$31,604	\$31,604
Combined MD/PhD, Entered 2010	\$33,184	\$33,184	\$33,184
Combined MD/PhD, Entered 2011	\$34,843	\$34,843	\$34,843
Combined MD/PhD, Entered 2012	\$36,585	\$36,585	\$36,585
Combined MD/PhD, Entering 2013	NA	\$38,827	\$38,827
Combined MD/PhD, Entering 2014	NA	NA	\$40,768
CONCURRENT PROGRAMS:			
Concurrent Teaching Education Program (CTEP), Entered 2009	\$24,709	\$25,944	NA
Concurrent Teaching Education Program (CTEP), Entered 2010	\$25,885	\$27,179	\$28,538
Concurrent Teaching Education Program (CTEP), Entered 2011	\$27,117	\$28,473	\$29,897
Concurrent Teaching Education Program (CTEP), Entered 2012	\$28,409	\$29,904	\$31,478
Concurrent Teaching Education Program (CTEP), Entering 2013	NA	\$32,075	\$33,679
Concurrent Teaching Education Program (CTEP), Entering 2014	NA	NA	\$35,283
Diploma in Anaesthesia/MN, Entered 2012 (Winter Diploma)	NA	\$25,289	NA
Diploma in Anaesthesia/MN, Entered 2012 (Fall/Winter MN)	\$28,409	\$29,904	NA
Diploma in Anaesthesia/MN, Entering 2013 (Winter Diploma)	NA	NA	\$27,818
Diploma in Anaesthesia/MN, Entering 2013 (Fall/Winter MN)	NA	\$32,075	\$33,679
Diploma in Anaesthesia/MN, Entering 2014 (Fall/Winter MN)	NA	NA	\$35,283

General Notes:

- 1) Most of the combined and concurrent programs do not currently have international students enrolled in them. In the event that they do in future, international tuition fees will be charged following the same practices as outlined in the domestic Schedule B3.
- 2) Tuition fee rates for each year noted above are effective May 1st. For example, the tuition fees for 2013-14 commence in the Summer 2013 session.