

FOR INFORMATION

PUBLIC

OPEN SESSION

TO: UTM Academic Affairs Committee

SPONSOR: Professor William Gough, Vice-Principal Academic & Dean
CONTACT INFO: vpad@utm.utoronto.ca

PRESENTER: N/A
CONTACT INFO:

DATE: April 21, 2026, for April 28, 2026

AGENDA ITEM: 12

ITEM IDENTIFICATION:

Annual Report on Academic Integrity (2024-2025)

JURISDICTIONAL INFORMATION:

GOVERNANCE PATH:

1. UTM Academic Affairs Committee [For Information] (April 28, 2026)

PREVIOUS ACTION TAKEN:

The annual report was provided to the Academic Affairs Committee on May 8, 2025.

HIGHLIGHTS:

The Academic Integrity Unit (AIU) in the Office of the Vice-Principal Academic & Dean (OVPAD) is responsible for the administration of all undergraduate academic misconduct cases under the Code of Behaviour on Academic Matters (CBAM). In addition to case management, the AIU provides guidance and support to faculty, staff, and students on academic integrity policies and procedures.

This report covers the period from September 1, 2024, to August 31, 2025, and summarizes the outcomes of cases resolved at the departmental, divisional, and Tribunal levels. It presents statistics on the number of cases by academic year, their distribution across academic units, the classification of offences by year of study, and the types of offences observed. The data reflects both cases resulting in sanctions and those that were dismissed.

FINANCIAL IMPLICATIONS:

There are no financial implications.

RECOMMENDATION:

For Information

DOCUMENTATION PROVIDED:

Annual Report on Academic Integrity (2024-2025)

Annual Report to the Academic Affairs Committee (September 1, 2024 to August 31, 2025)

The Academic Integrity Unit (AIU) within the Office of the Vice-Principal Academic & Dean (OVPAD) is responsible for addressing all allegations of undergraduate academic misconduct at the University of Toronto Mississauga (UTM), in accordance with the University's [Code of Behaviour on Academic Matters](#) (CBAM).

Guided by the principles of the International Centre for Academic Integrity, UTM defines academic integrity as a commitment to honesty, trust, fairness, respect, responsibility, and courage in all academic endeavours. Upholding these values fosters a culture of integrity and reinforces the University of Toronto's standing as a leading teaching and research institution. The CBAM articulates these expectations and outlines the responsibilities of all members of the University community.

The AIU fulfills several functions, including:

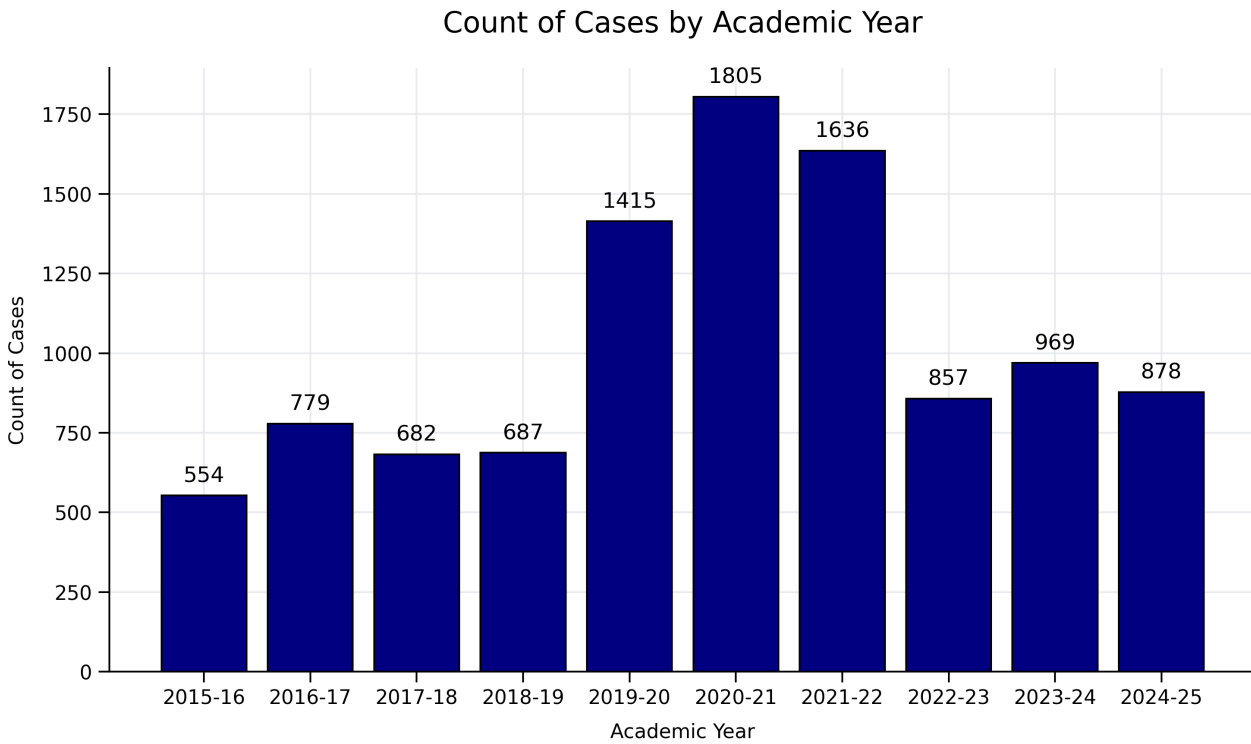
- Addressing all instances of academic misconduct at UTM in accordance with the CBAM
- Providing education and guidance to faculty, staff, and students on academic integrity and related processes
- Promoting a culture of academic integrity and intellectual honesty across the UTM community.

Through close collaboration with students, staff, and faculty, the AIU advances awareness of academic integrity through a wide range of educational outreach initiatives. All members of the University community are encouraged to engage with these resources and contribute to a positive learning environment grounded in integrity.

Update: Revisions to the CBAM that were aimed at strengthening procedural fairness, clarity, and efficiency in the academic integrity process were approved by Governing Council on June 24, 2025. Key changes included enhanced student notification requirements to ensure clearer communication of allegations and processes, as well as the introduction of a deemed admission provision, allowing cases to proceed where a student does not respond to a meeting invitation. The updates also adjust jurisdictional thresholds, increasing the range of cases that can be resolved at the departmental level (from 10% to 15%). The revised CBAM also expands the range of available sanctions, including the addition of suspensions up to 24-month, with provostial approval) and the formal inclusion of forfeiture of unauthorized aids.

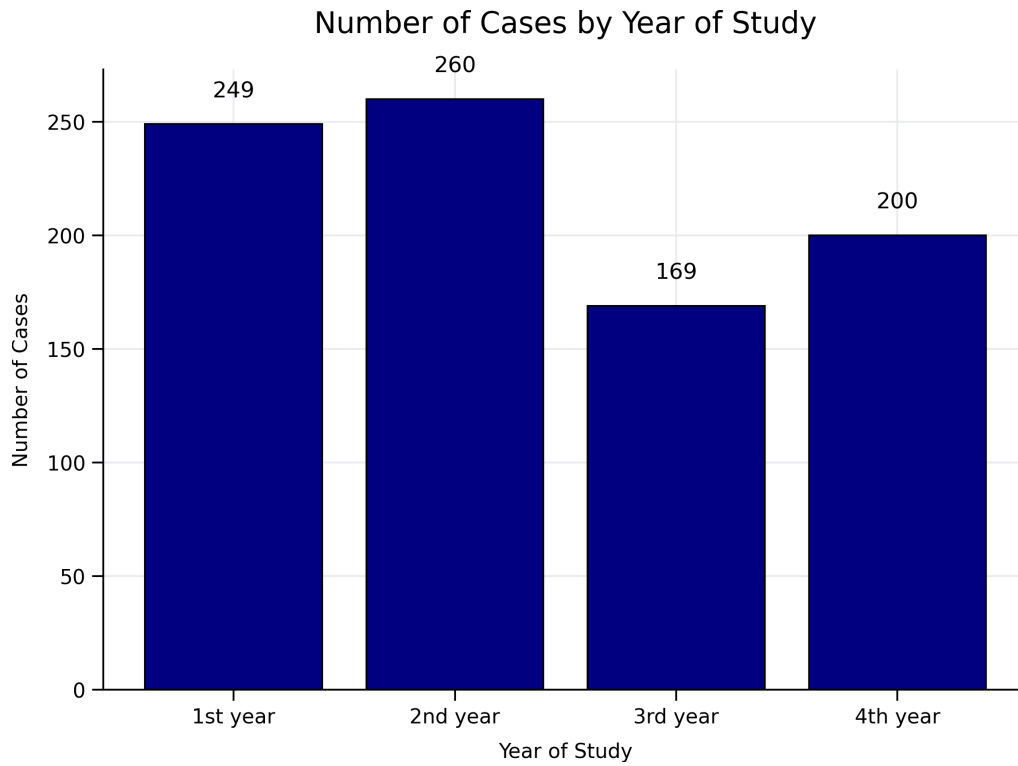
Count of Cases by Academic Year:

This chart displays the count of cases by academic year from 2015-16 through 2024-25. The most notable surge in cases was observed during the 2019-20, 2020-21, and 2021-22 academic years, coinciding with the onset of the COVID-19 pandemic and the transition to remote learning. Over the last two academic years, case volumes have remained relatively stable, levelling off within a narrower and more predictable range.



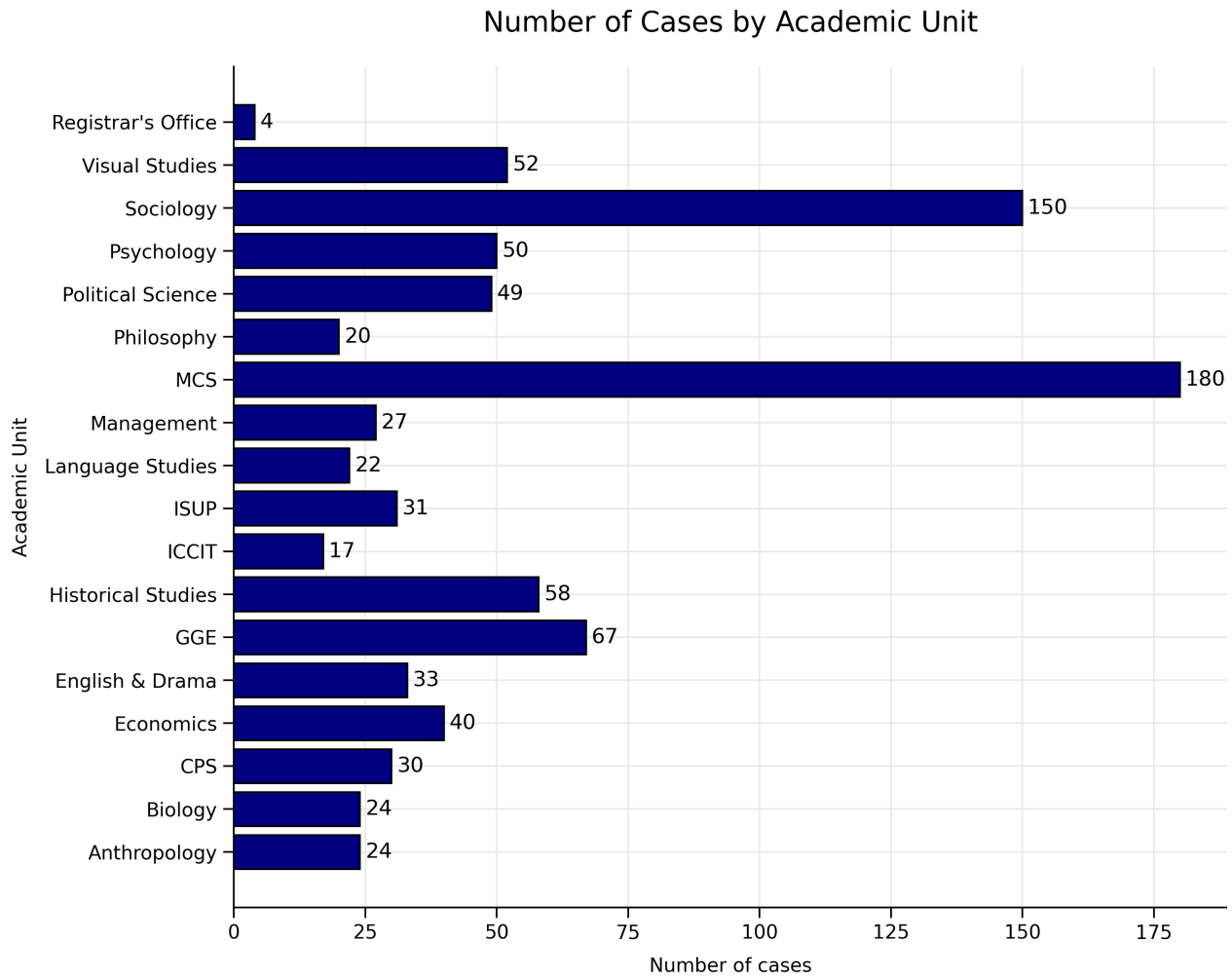
Count of Cases by Year of Study:

The distribution of cases by year of study shows that academic misconduct cases are most prevalent among students in the earlier stages of their academic programs. Case counts decline in later years.



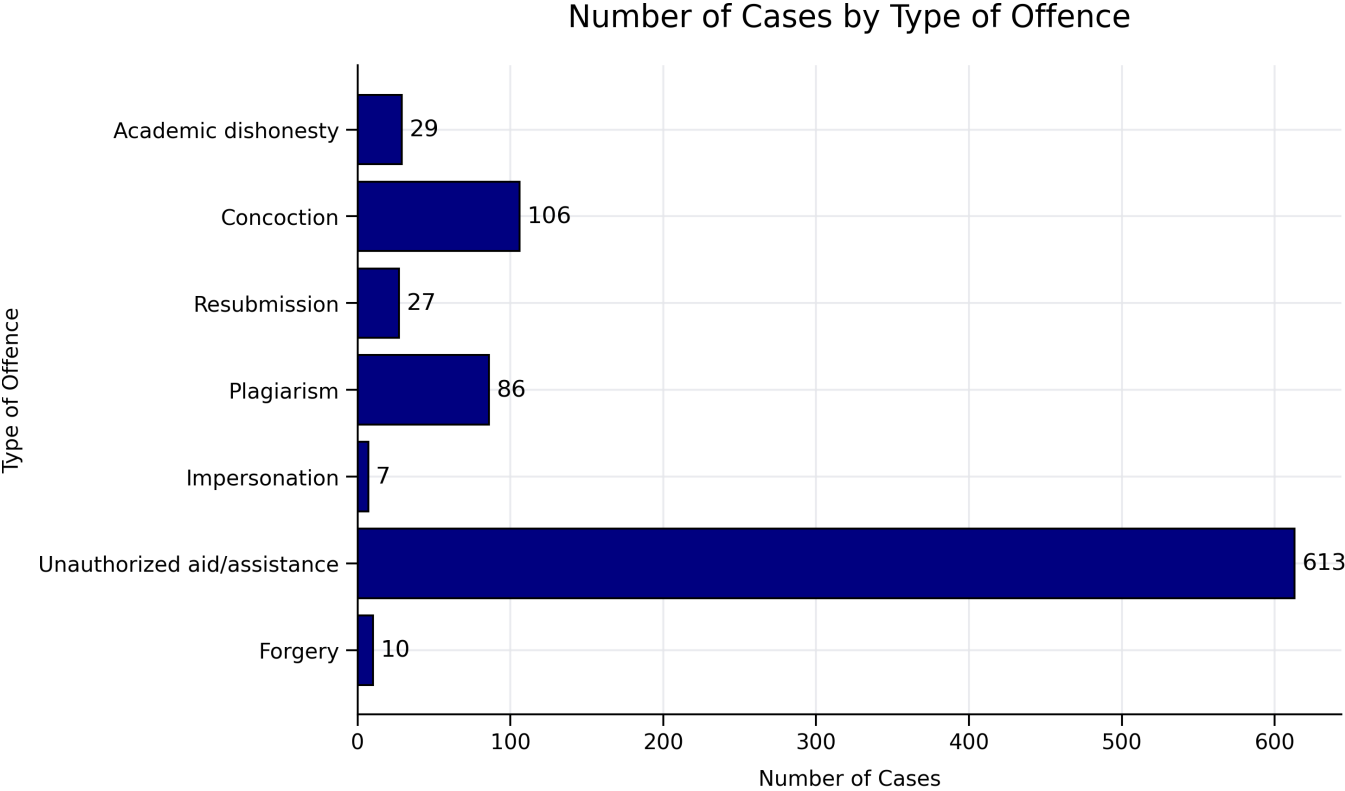
Count of Cases by Academic Unit:

The distribution of cases across academic units shows considerable variation. Mathematical & Computation Sciences and Sociology account for the highest number of cases, with 180 and 150 cases respectively, standing out well above all other units.



Count of Cases by Type of Offence:

The distribution of cases by offence type indicates a strong concentration in a single category. Unauthorized aid/assistance accounts for the vast majority of cases, far exceeding all other offence types. This pattern is consistent with the growing use of generative AI tools in academic work.



Academic Integrity Full Course Equivalent (FCE) Data:

The Divisional Research, Analysis, and Assessment team in the Office of the Vice-President & Principal (OVPP) provided the following comparative data between Full Course Equivalents (FCEs) and AI cases per unit for the 2024-25 academic year.

Unit	FCE	Number of Cases	FCE per Case
Anthropology	3,665.00	24	152.7
Biology	4,558.00	24	189.9
Chemical and Physical Sciences	3,742.00	30	124.7
Economics	4,254.00	40	106.4
English and Drama	2,156.50	33	65.3
Geography	3,219.50	67	48.1
Historical Studies	2,556.50	58	44.1
Institute for the Study of University Pedagogy	1,850.00	31	59.7
Institute of Communication and Culture	5,228.00	17	307.5
Language Studies	3,557.25	23	154.7
Management	4,207.00	27	155.8
Mathematical and Computational Sciences	11,133.50	180	61.9
Philosophy	2,486.50	20	124.3
Political Science	2,925.50	49	59.7
Psychological & Brain Sciences	4,125.00	50	82.5
Registrar's Office	0.00	4	0.0
Sociology	3,794.50	150	25.3
Visual Studies	1,870.50	52	36.0
Grand Total	65,329.25	879	74.3

For example, FCE per AI case for MCS is 61.9, meaning that there is, on average, one AI case reported for every 61.9 FCE.