



TO: University Affairs Board

SPONSOR: David Farrar, Vice-Provost, Students
CONTACT INFO: Phone (416) 978-3870 / Email <david.farrar@utoronto.ca>

DATE: January 10, 2003 for January 21, 2003

AGENDA ITEM: #7

ITEM IDENTIFICATION:

Compulsory Non-academic Incidental Fees – 2002-03

JURISDICTIONAL INFORMATION:

Compulsory non-academic incidental fees are approved by the University Affairs Board.

Members of the Board may find this report helpful in reference to a number of items anticipated to be under consideration at upcoming meetings including “Student Societies – Report on Financial Statements and Internal Auditor's Opinion” (for information); “Compulsory Non-Academic Incidental Fees – Requests for Increases by Student Societies” (for approval); and “Operating Plans for Student Services” (for approval).

PREVIOUS ACTION TAKEN:

This report is presented annually for the Board’s information.

HIGHLIGHTS:

The report is a comprehensive inventory of all compulsory non-academic incidental fees (and designated portions thereof) approved by the University Affairs Board and collected by the University. Similar fees collected by the federated universities are included for reference.

In Section A, fees are identified in each divisional table as either those whose proceeds fund a University service, or those whose proceeds go to a University-wide student society or those whose proceeds go to a student society or service of the division. Bar charts compare the total fees paid by students by division.

A chart showing the changes in total compulsory non-academic fees plus tuition since 1973 is included in Section B report.

Section C provides detailed information concerning designated portions of student society fees (e.g. health plan fees included in the SAC, APUS and GSU fees).

FINANCIAL AND/OR PLANNING IMPLICATIONS:

Not applicable.

RECOMMENDATION:

The report is presented for information only.



University of Toronto

***Compulsory
Non-Academic
Incidental Fees
2002-03***

January 10, 2003



© Copyright 2003, University of Toronto

Office of Student Affairs, University of Toronto
214 College Street, Room 307, Toronto, ON M5T 2Z9

Phone: (416) 978-5536 • Fax: (416) 971-2037

student.affairs@utoronto.ca • www.sa.utoronto.ca

Compulsory Non-Academic Incidental Fees
Section A: Divisional Totals

GENERAL NOTES

Fees for divisional student societies (and other divisional fees) are listed in a white background.

Fees for central and cross-divisional student societies are listed in a light shaded background.

Fees for University operated services are listed in a dark shaded background.

- Components of Student Society Fees (including refundable portions) are listed in Section C.
- SAC, APUS, and GSU fees, as reported in this section, include provincial sales tax charged on health plan portions of the fees.

FALL & WINTER FEES – ARTS AND SCIENCE PROGRAMS

University of Toronto at Mississauga Erindale College	Fall/Winter 02-03		Fall/Winter 01-02		Fall/Winter 00-01	
	Full-time	Part-time	Full-time	Part-time	Full-time	Part-time
Erindale College Student Union	86.25	-	86.25	-	86.25	-
The Medium	7.25	2.42	7.25	2.42	7.25	-
U of T at Mississauga Athletics Council	8.60	2.77	8.60	2.77	8.60	2.77
Erindale Part-time Undergraduate Students	-	17.60	-	17.60	-	17.60
Students' Administrative Council	220.07	-	203.50	-	184.14	-
Association of Part-time Undergraduate Students	-	60.35	-	56.78	-	56.78
The Varsity	1.25	-	1.25	-	1.25	-
Centre for Physical Education	96.15	28.85	95.00	28.50	83.00	24.90
Athletics Building Levy	25.00	7.50				
Athletics & Recreation	24.00	7.20	24.00	7.20	23.14	6.94
Hart House	3.72	1.15	3.59	1.11	3.62	1.09
Health Service	35.00	10.50	35.00	10.50	35.00	10.50
Student Services	191.13	57.34	153.50	46.05	148.00	44.40
Total	698.42	195.68	617.94	172.93	580.25	164.98
Change From Previous Year	+13.0%	+13.2%	+6.5%	+4.8%	+12.3%	-1.9%

Innis College	Fall/Winter 02-03		Fall/Winter 01-02		Fall/Winter 00-01	
	Full-time	Part-time	Full-time	Part-time	Full-time	Part-time
Innis College Student Society	44.42	44.42	44.02	44.02	44.02	44.02
Innis College Student Services Fee	15.00	4.50	15.00	4.50	15.00	4.50
Students' Administrative Council	219.57	-	203.00	-	183.64	-
Association of Part-time Undergraduate Students	-	60.35	-	56.78	-	56.78
Arts & Science Students' Union	11.00	-	11.00	-	11.00	-
The Varsity	1.25	-	1.25	-	1.25	-
Athletics & Recreation	179.56	53.86	179.56	53.86	173.16	51.94
Hart House	124.39	37.31	120.24	36.07	119.66	35.90
Health Service	34.25	10.28	34.25	10.28	34.25	10.28
Student Services	147.42	44.22	145.30	43.59	145.30	43.59
Total	776.86	254.94	753.62	249.10	727.28	247.01
Change From Previous Year	+3.1%	+2.3%	+3.6%	+0.8%	+5.1%	+3.3%

New College	Fall/Winter 02-03		Fall/Winter 01-02		Fall/Winter 00-01	
	Full-time	Part-time	Full-time	Part-time	Full-time	Part-time
New College Student Council	54.00	24.00	54.00	24.00	54.00	24.00
Students' Administrative Council	219.57	-	203.00	-	183.64	-
Association of Part-time Undergraduate Students	-	60.35	-	56.78	-	56.78
Arts & Science Students' Union	11.00	-	11.00	-	11.00	-
The Varsity	1.25	-	1.25	-	1.25	-
Athletics & Recreation	179.56	53.86	179.56	53.86	173.16	51.94
Hart House	124.39	37.31	120.24	36.07	119.66	35.90
Health Service	34.25	10.28	34.25	10.28	34.25	10.28
Student Services	147.42	44.22	145.30	43.59	145.30	43.59
Total	771.44	230.02	748.60	224.58	722.26	222.49
Change From Previous Year	+3.1%	+2.4%	+3.6%	+0.9%	+4.4%	+1.4%

Components of Student Society Fees (including refundable portions) are listed in Section C

Compulsory Non-Academic Incidental Fees
Section A: Divisional Totals

FALL & WINTER FEES – ARTS AND SCIENCE PROGRAMS (continued)

University of Toronto at Scarborough	Fall/Winter 02-03		Fall/Winter 01-02		Fall/Winter 00-01	
	Full-time	Part-time	Full-time	Part-time	Full-time	Part-time
Scarborough Campus Students' Council	82.16	20.95	81.50	20.75	21.50	2.75
Scarborough Campus Students' Press (The Underground)	5.00	-	5.00	-	5.00	-
Scarborough College Athletic Association	7.00	-	7.00	-	7.00	-
Scarborough Campus Community Radio (CSCR)	4.00	-	4.00	-	4.00	-
Students' Administrative Council	212.07	-	195.50	-	176.14	-
Association of Part-time Undergraduate Students	-	60.35	-	56.78	-	56.78
The Varsity	1.25	-	1.25	-	1.25	-
Scarborough College Athletic Fee	152.85	45.86	147.68	44.30	144.33	43.30
Athletics & Recreation	24.00	7.20	24.00	7.20	23.14	6.94
Hart House	3.72	1.15	3.59	1.11	3.62	1.09
Health Service	67.12	20.14	47.94	14.38	47.00	14.10
Student Services	152.37	45.71	131.77	39.53	129.18	38.75
Total	711.54	201.36	649.23	184.05	562.16	163.71
Change From Previous Year	+9.6%	+9.4%	+15.5%	+12.4%	+7.1%	+3.2%

University College	Fall/Winter 02-03		Fall/Winter 01-02		Fall/Winter 00-01	
	Full-time	Part-time	Full-time	Part-time	Full-time	Part-time
University College Literary & Athletic Society	33.00	14.66	33.00	14.66	33.00	14.66
Students' Administrative Council	219.57	-	203.00	-	183.64	-
Association of Part-time Undergraduate Students	-	60.35	-	56.78	-	56.78
Arts & Science Students' Union	11.00	-	11.00	-	11.00	-
The Varsity	1.25	-	1.25	-	1.25	-
Athletics & Recreation	179.56	53.86	179.56	53.86	173.16	51.94
Hart House	124.39	37.31	120.24	36.07	119.66	35.90
Health Service	34.25	10.28	34.25	10.28	34.25	10.28
Student Services	147.42	44.22	145.30	43.59	145.30	43.59
Total	750.44	220.68	727.60	215.24	701.26	213.15
Change From Previous Year	+3.1%	+2.5%	+3.8%	+1.0%	+4.5%	+1.4%

Woodsworth College	Fall/Winter 02-03		Fall/Winter 01-02		Fall/Winter 00-01	
	Full-time	Part-time	Full-time	Part-time	Full-time	Part-time
Woodsworth College Students' Association	50.00	50.00	50.00	50.00	50.00	50.00
Students' Administrative Council	219.57	-	203.00	-	183.64	-
Association of Part-time Undergraduate Students	-	60.35	-	56.78	-	56.78
Arts & Science Students' Union	11.00	-	11.00	-	11.00	-
The Varsity	1.25	-	1.25	-	1.25	-
Athletics & Recreation	179.56	53.86	179.56	53.86	173.16	51.94
Hart House	124.39	37.31	120.24	36.07	119.66	35.90
Health Service	34.25	10.28	34.25	10.28	34.25	10.28
Student Services	147.42	44.22	145.30	43.59	145.30	43.59
Total	767.44	256.02	744.60	250.58	718.26	248.49
Change From Previous Year	+3.1%	+2.2%	+3.7%	+0.8%	+0.7%	-8.1%

Components of Student Society Fees (including refundable portions) are listed in Section C

Compulsory Non-Academic Incidental Fees
Section A: Divisional Totals

FALL & WINTER FEES – ARTS AND SCIENCE PROGRAMS — FEDERATED COLLEGES

St. Michael's College	Fall/Winter 02-03		Fall/Winter 01-02		Fall/Winter 00-01	
	Full-time	Part-time	Full-time	Part-time	Full-time	Part-time
St. Michael's College Student Union	28.00	21.00	28.00	21.00	28.00	21.00
College Fee (Student Centre)	195.00	97.50	195.00	97.50	195.00	97.50
The Mike	5.20	3.00	5.20	3.00	5.20	3.00
Campaign Fee	30.00	30.00	30.00	30.00	30.00	30.00
Students' Administrative Council	219.57	-	203.00	-	183.64	-
Association of Part-time Undergraduate Students	-	60.35	-	56.78	-	56.78
Arts & Science Students' Union	11.00	-	11.00	-	11.00	-
The Varsity	1.25	-	1.25	-	1.25	-
Athletics & Recreation	179.56	53.86	179.56	53.86	173.16	51.94
Hart House	124.39	37.31	120.24	36.07	119.66	35.90
Health Service	34.25	10.28	34.25	10.28	34.25	10.28
Student Services	147.42	44.22	145.30	43.59	145.30	43.59
Total	975.64	357.52	952.80	352.08	926.46	349.99
Change From Previous Year	+2.4%	+1.5%	+2.8%	+0.6%	+3.8%	+8.4%

Divisional fees are approved by St. Michael's College (not the University Affairs Board).

Trinity College	Fall/Winter 02-03		Fall/Winter 01-02		Fall/Winter 00-01	
	Full-time	Part-time	Full-time	Part-time	Full-time	Part-time
Trinity College Meetings	86.60	86.60	77.60	77.60	77.60	77.60
College Fee	240.00	120.00	225.00	112.50	225.00	112.50
Students' Administrative Council	219.57	-	203.00	-	183.64	-
Association of Part-time Undergraduate Students	-	60.35	-	56.78	-	56.78
Arts & Science Students' Union	11.00	-	11.00	-	11.00	-
The Varsity	1.25	-	1.25	-	1.25	-
Athletics & Recreation	179.56	53.86	179.56	53.86	173.16	51.94
Hart House	124.39	37.31	120.24	36.07	119.66	35.90
Health Service	34.25	10.28	34.25	10.28	34.25	10.28
Student Services	147.42	44.22	145.30	43.59	145.30	43.59
Total	1,044.04	412.62	997.20	390.68	970.86	388.59
Change From Previous Year	+4.7%	+5.6%	+2.7%	+0.5%	+3.2%	+0.8%

Divisional fees are approved by Trinity College (not the University Affairs Board). The College Fee includes \$75.00 for the Spirit of Leadership Capital Campaign

Victoria College	Fall/Winter 02-03		Fall/Winter 01-02		Fall/Winter 00-01	
	Full-time	Part-time	Full-time	Part-time	Full-time	Part-time
Victoria University Students' Administrative Council	52.25	32.35	52.25	32.35	49.50	30.50
Wymilwood Student Union	55.00	19.00	55.00	19.00	55.00	19.00
Students' Administrative Council	219.57	-	203.00	-	183.64	-
Association of Part-time Undergraduate Students	-	60.35	-	56.78	-	56.78
Arts & Science Students' Union	11.00	-	11.00	-	11.00	-
The Varsity	1.25	-	1.25	-	1.25	-
Athletics & Recreation	179.56	53.86	179.56	53.86	173.16	51.94
Hart House	124.39	37.31	120.24	36.07	119.66	35.90
Health Service	34.25	10.28	34.25	10.28	34.25	10.28
Student Services	147.42	44.22	145.30	43.59	145.30	43.59
Total	824.69	257.37	801.85	251.93	772.76	247.99
Change From Previous Year	+2.8%	+2.2%	+3.8%	+1.6%	+5.8%	+6.5%

Divisional fees are approved by Victoria University (not the University Affairs Board)

Components of Student Society Fees (including refundable portions) are listed in Section C

Compulsory Non-Academic Incidental Fees
Section A: Divisional Totals

FALL & WINTER FEES – UNDERGRADUATE PROFESSIONAL PROGRAMS

Applied Science & Engineering	Fall/Winter 02-03		Fall/Winter 01-02		Fall/Winter 00-01	
	Full-time	Part-time	Full-time	Part-time	Full-time	Part-time
Engineering Society	177.38	-	201.96	-	201.96	-
Students' Administrative Council	219.57	-	203.00	-	183.64	-
Association of Part-time Undergraduate Students	-	60.35	-	56.78	-	56.78
The Varsity	1.25	-	1.25	-	1.25	-
Athletics & Recreation	179.56	53.86	179.56	53.86	173.16	51.94
Hart House	124.39	37.31	120.24	36.07	119.66	35.90
Health Service	34.25	10.28	34.25	10.28	34.25	10.28
Student Services	147.42	44.22	145.30	43.59	145.30	43.59
Total	883.82	206.02	885.56	200.58	859.22	198.49
Change From Previous Year	-0.2%	+2.7%	+3.1%	+1.1%	+4.4%	+1.5%

Dentistry D.D.S and B.Sc.	Fall/Winter 02-03		Fall/Winter 01-02		Fall/Winter 00-01	
	Full-time	Part-time	Full-time	Part-time	Full-time	Part-time
Dental Students' Society	30.00	-	30.00	-	30.00	-
Students' Administrative Council	219.57	-	203.00	-	183.64	-
The Varsity	1.25	-	1.25	-	1.25	-
Athletics & Recreation	179.56	-	179.56	-	173.16	-
Hart House	124.39	-	120.24	-	119.66	-
Health Service	34.25	-	34.25	-	34.25	-
Student Services	147.42	-	145.30	-	145.30	-
Total	736.44	-	713.60	-	687.26	-
Change From Previous Year	+3.2%	-	+3.8%	-	+4.6%	-

Health Policy, Management & Evaluation	Fall/Winter 02-03		Fall/Winter 01-02		Fall/Winter 00-01	
	Full-time	Part-time	Full-time	Part-time	Full-time	Part-time
Students' Administrative Council	219.57	-	203.00	-	183.64	-
Association of Part-time Undergraduate Students	-	60.35	-	56.78	-	56.78
The Varsity	1.25	-	1.25	-	1.25	-
Athletics & Recreation	179.56	53.86	179.56	53.86	173.16	51.94
Hart House	124.39	37.31	120.24	36.07	119.66	35.90
Health Service	34.25	10.28	34.25	10.28	34.25	10.28
Student Services	147.42	44.22	145.30	43.59	145.30	43.59
Total	706.44	206.02	683.60	200.58	657.26	198.49
Change From Previous Year	+3.3%	+2.7%	+4.0%	+1.1%	+4.8%	+1.5%

Law	Fall/Winter 02-03		Fall/Winter 01-02		Fall/Winter 00-01	
	Full-time	Half-time	Full-time	Half-time	Full-time	Half-time
Students' Law Society	70.00	50.00	70.00	50.00	120.00	75.00
Students' Administrative Council	219.57	109.79	203.00	101.50	183.64	91.82
The Varsity	1.25	0.63	1.25	0.63	1.25	0.63
Athletics & Recreation	179.56	89.77	179.56	89.77	173.16	86.57
Hart House	124.39	62.20	120.24	60.12	119.66	59.83
Health Service	34.25	17.13	34.25	17.13	34.25	17.13
Student Services	147.42	73.71	145.30	72.65	145.30	72.65
Total	776.44	403.23	753.60	391.80	777.26	403.63
Change From Previous Year	+3.0%	+2.9%	-3.0%	-2.9%	+4.1%	+3.9%

Components of Student Society Fees (including refundable portions) are listed in Section C

Compulsory Non-Academic Incidental Fees
Section A: Divisional Totals

FALL & WINTER FEES – UNDERGRADUATE PROFESSIONAL PROGRAMS (continued)

Medicine M.D.	Fall/Winter 02-03		Fall/Winter 01-02		Fall/Winter 00-01	
	Full-time	Part-time	Full-time	Part-time	Full-time	Part-time
Medical Society	58.54	-	58.54	-	58.54	-
Students' Administrative Council	219.57	-	203.00	-	183.64	-
The Varsity	1.25	-	1.25	-	1.25	-
Athletics & Recreation	179.56	-	179.56	-	173.16	-
Hart House	124.39	-	120.24	-	119.66	-
Health Service	34.25	-	34.25	-	34.25	-
Student Services	147.42	-	145.30	-	145.30	-
Total	764.98	-	742.14	-	715.80	-
Change From Previous Year	+3.1%		+3.7%		+4.4%	

Medicine Radiation Science	Fall/Winter 02-03		Fall/Winter 01-02		Fall/Winter 00-01	
	Full-time	Part-time	Full-time	Part-time	Full-time	Part-time
Students' Administrative Council	219.57	-	203.00	-	183.64	-
The Varsity	1.25	-	1.25	-	1.25	-
Athletics & Recreation	179.56	-	179.56	-	173.16	-
Hart House	124.39	-	120.24	-	119.66	-
Health Service	34.25	-	34.25	-	34.25	-
Student Services	147.42	-	145.30	-	145.30	-
Total	706.44	-	683.60	-	657.26	-
Change From Previous Year	+3.3%		+4.0%		+4.8%	

Music	Fall/Winter 02-03		Fall/Winter 01-02		Fall/Winter 00-01	
	Full-time	Part-time	Full-time	Part-time	Full-time	Part-time
Music Undergraduate Association	15.00	-	15.00	-	15.00	-
Students' Administrative Council	219.57	-	203.00	-	183.64	-
Association of Part-time Undergraduate Students	-	60.35	-	56.78	-	56.78
The Varsity	1.25	-	1.25	-	1.25	-
Athletics & Recreation	179.56	53.86	179.56	53.86	173.16	51.94
Hart House	124.39	37.31	120.24	36.07	119.66	35.90
Health Service	34.25	10.28	34.25	10.28	34.25	10.28
Student Services	147.42	44.22	145.30	43.59	145.30	43.59
Total	721.44	206.02	698.60	200.58	672.26	198.49
Change From Previous Year	+3.3%	+2.7%	+3.9%	+1.1%	+4.7%	+1.5%

Nursing	Fall/Winter 02-03		Fall/Winter 01-02		Fall/Winter 00-01	
	Full-time	Part-time	Full-time	Part-time	Full-time	Part-time
Nursing Students' Council	39.00	2.00	39.00	2.00	38.00	2.00
Students' Administrative Council	219.57	-	203.00	-	183.64	-
Association of Part-time Undergraduate Students	-	60.35	-	56.78	-	56.78
The Varsity	1.25	-	1.25	-	1.25	-
Athletics & Recreation	179.56	53.86	179.56	53.86	173.16	51.94
Hart House	124.39	37.31	120.24	36.07	119.66	35.90
Health Service	34.25	10.28	34.25	10.28	34.25	10.28
Student Services	147.42	44.22	145.30	43.59	145.30	43.59
Total	745.44	208.02	722.60	202.58	695.26	200.49
Change From Previous Year	+3.2%	+2.7%	+3.9%	+1.0%	+4.6%	+1.5%

Components of Student Society Fees (including refundable portions) are listed in Section C

Compulsory Non-Academic Incidental Fees
Section A: Divisional Totals

FALL & WINTER FEES – UNDERGRADUATE PROFESSIONAL PROGRAMS (continued)

OISE/UT B.Ed. and Diploma in Technological Studies	Fall/Winter 02-03		Fall/Winter 01-02		Fall/Winter 00-01	
	Full-time	Part-time	Full-time	Part-time	Full-time	Part-time
Student Teachers' Union	60.00	-	50.00	-	50.00	-
Students' Administrative Council	219.57	-	203.00	-	183.64	-
The Varsity	1.25	-	1.25	-	1.25	-
Athletics & Recreation	179.56	-	179.56	-	173.16	-
Hart House	124.39	-	120.24	-	119.66	-
Health Service	34.25	-	34.25	-	34.25	-
Student Services	147.42	-	145.30	-	145.30	-
Total	766.44	-	733.60	-	707.26	-
Change From Previous Year	+4.5%		+3.7%		+4.5%	

Additional Qualification Program students (initial course load of 2.5 or less) do not pay compulsory non-academic incidental fees.

Pharmacy	Fall/Winter 02-03		Fall/Winter 01-02		Fall/Winter 00-01	
	Full-time	Part-time	Full-time	Part-time	Full-time	Part-time
Undergraduate Pharmaceutical Society	57.50	-	57.50	-	42.50	-
Students' Administrative Council	219.57	-	203.00	-	183.64	-
Association of Part-time Undergraduate Students	-	60.35	-	56.78	-	56.78
The Varsity	1.25	-	1.25	-	1.25	-
Athletics & Recreation	179.56	53.86	179.56	53.86	173.16	51.94
Hart House	124.39	37.31	120.24	36.07	119.66	35.90
Health Service	34.25	10.28	34.25	10.28	34.25	10.28
Student Services	147.42	44.22	145.30	43.59	145.30	43.59
Total	763.94	206.02	741.10	200.58	699.76	198.49
Change From Previous Year	+3.1%	+2.7%	+5.9%	+1.1%	+4.5%	+1.5%

Physical Education & Health	Fall/Winter 02-03		Fall/Winter 01-02		Fall/Winter 00-01	
	Full-time	Part-time	Full-time	Part-time	Full-time	Part-time
Physical & Health Education Undergraduate Association	20.00	-	20.00	-	20.00	-
Students' Administrative Council	219.57	-	203.00	-	183.64	-
Association of Part-time Undergraduate Students	-	60.35	-	56.78	-	56.78
The Varsity	1.25	-	1.25	-	1.25	-
Athletics & Recreation	179.56	53.86	179.56	53.86	173.16	51.94
Hart House	124.39	37.31	120.24	36.07	119.66	35.90
Health Service	34.25	10.28	34.25	10.28	34.25	10.28
Student Services	147.42	44.22	145.30	43.59	145.30	43.59
Total	726.44	206.02	703.60	200.58	677.26	198.49
Change From Previous Year	+3.2%	+2.7%	+3.9%	+1.1%	+4.7%	+1.5%

Physical Therapy	Fall/Winter 02-03		Fall/Winter 01-02		Fall/Winter 00-01	
	Full-time	Part-time	Full-time	Part-time	Full-time	Part-time
Physical & Occupational Therapy Undergraduate Association	30.00	-	30.00	-	25.00	-
Students' Administrative Council	219.57	-	203.00	-	183.64	-
The Varsity	1.25	-	1.25	-	1.25	-
Athletics & Recreation	179.56	-	179.56	-	173.16	-
Hart House	124.39	-	120.24	-	119.66	-
Health Service	34.25	-	34.25	-	34.25	-
Student Services	147.42	-	145.30	-	145.30	-
Total	736.44	-	713.60	-	682.26	-
Change From Previous Year	+3.2%		+4.6%		+4.6%	

Components of Student Society Fees (including refundable portions) are listed in Section C

Compulsory Non-Academic Incidental Fees
Section A: Divisional Totals

FALL & WINTER FEES – OTHER PROGRAMS

Transitional Year Program	Fall/Winter 02-03		Fall/Winter 01-02		Fall/Winter 00-01	
	Full-time	Part-time	Full-time	Part-time	Full-time	Part-time
Student Association of the Transitional Year Program	30.00	-	30.00	-	30.00	-
Students' Administrative Council	219.57	-	203.00	-	183.64	-
Association of Part-time Undergraduate Students	-	-	-	-	-	-
The Varsity	1.25	-	1.25	-	1.25	-
Athletics & Recreation	179.56	-	179.56	-	173.16	-
Hart House	124.39	-	120.24	-	119.66	-
Health Service	34.25	-	34.25	-	34.25	-
Student Services	147.42	-	145.30	-	145.30	-
Total	736.44	-	713.60	-	687.26	-
Change From Previous Year	+3.2%		+3.8%		+4.6%	

Woodsworth Certificate, Diploma and Other Programs	Fall/Winter 02-03		Fall/Winter 01-02		Fall/Winter 00-01	
	Full-time	Part-time	Full-time	Part-time	Full-time	Part-time
Woodsworth College Students' Association	50.00	50.00	50.00	50.00	50.00	50.00
Students' Administrative Council	219.57	-	203.00	-	183.64	-
Association of Part-time Undergraduate Students	-	60.35	-	56.78	-	56.78
Arts & Science Students' Union	11.00	-	11.00	-	11.00	-
The Varsity	1.25	-	1.25	-	1.25	-
Athletics & Recreation	179.56	53.86	179.56	53.86	173.16	51.94
Hart House	124.39	37.31	120.24	36.07	119.66	35.90
Health Service	34.25	10.28	34.25	10.28	34.25	10.28
Student Services	147.42	44.22	145.30	43.59	145.30	43.59
Total	767.44	256.02	744.60	250.58	718.26	248.49
Change From Previous Year	+3.1%	+2.2%	+3.7%	+0.8%	+0.7%	-8.1%

Part-time fees apply to all certificate and diploma programs on the St. George Campus, part-time Engineering, Nursing, Physical Therapy, and Occupational Therapy courses taken through Woodsworth College. For Woodsworth certificate courses on the Erindale and Scarborough Campuses, see the part-time fees for Mississauga and Scarborough Arts & Science students.

Components of Student Society Fees (including refundable portions) are listed in Section C

Compulsory Non-Academic Incidental Fees
Section A: Divisional Totals

FALL & WINTER FEES – GRADUATE STUDIES

Graduate Studies St. George	Fall/Winter 02-03		Fall/Winter 01-02		Fall/Winter 00-01	
	Full-time	Part-time	Full-time	Part-time	Full-time	Part-time
Graduate Students' Union	203.16	36.54	197.40	36.47	185.02	36.28
Athletics & Recreation	179.56	53.86	179.56	53.86	173.16	51.94
Hart House	124.39	37.31	120.24	36.07	119.66	35.90
Health Service	34.25	10.28	34.25	10.28	34.25	10.28
Student Services	147.42	44.22	145.30	43.59	145.30	43.59
Total	688.78	182.21	676.75	180.27	657.39	177.99
Change From Previous Year	+1.8%	+1.1%	+2.9%	+1.3%	+4.6%	+0.6%

Graduate Studies Mississauga	Fall/Winter 02-03		Fall/Winter 01-02		Fall/Winter 00-01	
	Full-time	Part-time	Full-time	Part-time	Full-time	Part-time
Erindale College Athletics and Recreation Association	8.60	2.77	8.60	2.77	8.60	2.77
Graduate Students' Union	203.16	36.54	197.40	36.47	185.02	36.28
Centre for Physical Education	96.15	28.85	95.00	28.50	83.00	24.90
Athletics Building Levy	25.00	7.50				
Athletics & Recreation	24.00	7.20	24.00	7.20	23.14	6.94
Hart House	3.72	1.15	3.59	1.11	3.62	1.09
Health Service	35.00	10.50	35.00	10.50	35.00	10.50
Student Services	191.13	57.34	153.50	46.05	148.00	44.40
Total	586.76	151.85	517.09	132.60	486.38	126.88
Change From Previous Year	+13.5%	+14.5%	+6.3%	+4.5%	+14.7%	+8.4%

Graduate Studies Scarborough	Fall/Winter 02-03		Fall/Winter 01-02		Fall/Winter 00-01	
	Full-time	Part-time	Full-time	Part-time	Full-time	Part-time
Scarborough College Athletic Association	7.00	-	7.00	-	7.00	-
Graduate Students' Union	203.16	36.54	197.40	36.47	185.02	36.28
Scarborough College Athletic Fee	152.85	45.86	147.68	44.30	144.33	43.30
Athletics & Recreation	24.00	7.20	24.00	7.20	23.14	6.94
Hart House	3.72	1.15	3.59	1.11	3.62	1.09
Health Service	67.12	20.14	47.94	14.38	47.00	14.10
Student Services	152.37	45.71	131.77	39.53	129.18	38.75
Total	610.22	156.60	559.38	142.99	539.29	140.46
Change From Previous Year	+9.1%	+9.5%	+3.7%	+1.8%	+7.1%	+2.2%

Graduate Studies Information Studies	Fall/Winter 02-03		Fall/Winter 01-02		Fall/Winter 00-01	
	Full-time	Part-time	Full-time	Part-time	Full-time	Part-time
Information Studies Student Council	100.00	50.00	100.00	50.00	100.00	50.00
Graduate Students' Union	203.16	36.54	197.40	36.47	185.02	36.28
Athletics & Recreation	179.56	53.86	179.56	53.86	173.16	51.94
Hart House	124.39	37.31	120.24	36.07	119.66	35.90
Health Service	34.25	10.28	34.25	10.28	34.25	10.28
Student Services	147.42	44.22	145.30	43.59	145.30	43.59
Total	788.78	232.21	776.75	230.27	757.39	227.99
Change From Previous Year	+1.5%	+0.8%	+2.6%	+1.0%	+4.0%	+0.4%

Components of Student Society Fees (including refundable portions) are listed in Section C

Compulsory Non-Academic Incidental Fees
Section A: Divisional Totals

FALL & WINTER FEES – GRADUATE STUDIES (continued)

Graduate Studies MBA (Degree Students)	Fall/Winter 02-03		Fall/Winter 01-02		Fall/Winter 00-01	
	Full-time	Part-time	Full-time	Part-time	Full-time	Part-time
Graduate Business Council	40.00	20.00	40.00	20.00	40.00	20.00
Graduate Students' Union	203.16	36.54	197.40	36.47	185.02	36.28
Athletics & Recreation	179.56	53.86	179.56	53.86	173.16	51.94
Hart House	124.39	37.31	120.24	36.07	119.66	35.90
Health Service	34.25	10.28	34.25	10.28	34.25	10.28
Student Services	147.42	44.22	145.30	43.59	145.30	43.59
Total	728.78	202.21	716.75	200.27	697.39	197.99
Change From Previous Year	+1.7%	+1.0%	+2.8%	+1.2%	+4.3%	+0.5%

Graduate Studies MBA (Special Students)	Fall/Winter 02-03		Fall/Winter 01-02		Fall/Winter 00-01	
	Full-time	Part-time	Full-time	Part-time	Full-time	Part-time
Graduate Students' Union	-	36.54	-	36.47	-	36.28
Athletics & Recreation	-	53.86	-	53.86	-	51.94
Hart House	-	37.31	-	36.07	-	35.90
Health Service	-	10.28	-	10.28	-	10.28
Student Services	-	44.22	-	43.59	-	43.59
Total	-	182.21	-	180.27	-	177.99
Change From Previous Year		+1.1%		+1.3%		+0.6%

Graduate Studies Architecture, Landscape & Design (Architecture Students)	Fall/Winter 02-03		Fall/Winter 01-02		Fall/Winter 00-01	
	Full-time	Part-time	Full-time	Part-time	Full-time	Part-time
Graduate Architecture, Landscape & Design Student Union	85.00	50.00	85.00	50.00		
Graduate Students' Union	203.16	36.54	197.40	36.47	185.02	36.28
Athletics & Recreation	179.56	53.86	179.56	53.86	173.16	51.94
Hart House	124.39	37.31	120.24	36.07	119.66	35.90
Health Service	34.25	10.28	34.25	10.28	34.25	10.28
Student Services	147.42	44.22	145.30	43.59	145.30	43.59
Total	773.78	232.21	761.75	230.27	657.39	177.99
Change From Previous Year	+1.6%	+0.8%	+15.9%	+29.4%	+4.6%	+0.6%

Graduate Studies Architecture, Landscape & Design (Landscape Students)	Fall/Winter 02-03		Fall/Winter 01-02		Fall/Winter 00-01	
	Full-time	Part-time	Full-time	Part-time	Full-time	Part-time
Graduate Architecture, Landscape & Design Student Union	80.00	50.00	80.00	50.00		
Graduate Students' Union	203.16	36.54	197.40	36.47	185.02	36.28
Athletics & Recreation	179.56	53.86	179.56	53.86	173.16	51.94
Hart House	124.39	37.31	120.24	36.07	119.66	35.90
Health Service	34.25	10.28	34.25	10.28	34.25	10.28
Student Services	147.42	44.22	145.30	43.59	145.30	43.59
Total	768.78	232.21	756.75	230.27	657.39	177.99
Change From Previous Year	+1.6%	+0.8%	+15.1%	+29.4%	+4.6%	+0.6%

Graduate Studies Occupational Therapy and Physical Therapy	Fall/Winter 02-03		Fall/Winter 01-02		Fall/Winter 00-01	
	Full-time	Part-time	Full-time	Part-time	Full-time	Part-time
Occupational Therapy & Physical Therapy Graduate Students Council	10.00	10.00				
Graduate Students' Union	203.16	36.54	197.40	36.47	185.02	36.28
Athletics & Recreation	179.56	53.86	179.56	53.86	173.16	51.94
Hart House	124.39	37.31	120.24	36.07	119.66	35.90
Health Service	34.25	10.28	34.25	10.28	34.25	10.28
Student Services	147.42	44.22	145.30	43.59	145.30	43.59
Total	698.78	192.21	676.75	180.27	657.39	177.99
Change From Previous Year	+3.3%	+6.6%	+2.9%	+1.3%	+4.6%	+0.6%

Components of Student Society Fees (including refundable portions) are listed in Section C

Compulsory Non-Academic Incidental Fees
Section A: Divisional Totals

SUMMER FEES

St. George Campus Undergraduate Students	2002		2001		2000	
	Full-time	Part-time	Full-time	Part-time	Full-time	Part-time
Association of Part-time Undergraduate Students	-	11.00	-	11.00	-	11.00
Athletics & Recreation	-	53.86	-	51.94	-	51.65
Hart House	-	36.07	-	35.90	-	35.90
Health Service	-	10.28	-	10.28	-	10.28
Student Services	-	43.59	-	43.59	-	43.79
Total	-	154.80	-	152.71	-	152.62
Change From Previous Year		+1.4%		+0.1%		+0.7%

Divisional student society fees may also apply.

St. George Campus School of Graduate Studies	2002		2001		2000	
	Full-time	Part-time	Full-time	Part-time	Full-time	Part-time
Graduate Students' Union	-	36.47	-	36.28	-	35.38
Athletics & Recreation	-	53.86	-	51.94	-	51.65
Hart House	-	36.07	-	35.90	-	35.90
Health Service	-	10.28	-	10.28	-	10.28
Student Services	-	43.59	-	43.59	-	43.79
Total	-	180.27	-	177.99	-	177.00
Change From Previous Year		+1.3%		+0.6%		+0.7%

Graduate students on the UTM and UTSC campuses pay local campus services fees. OISE/UT graduate students in the summer pay 50% of the part-time fees.

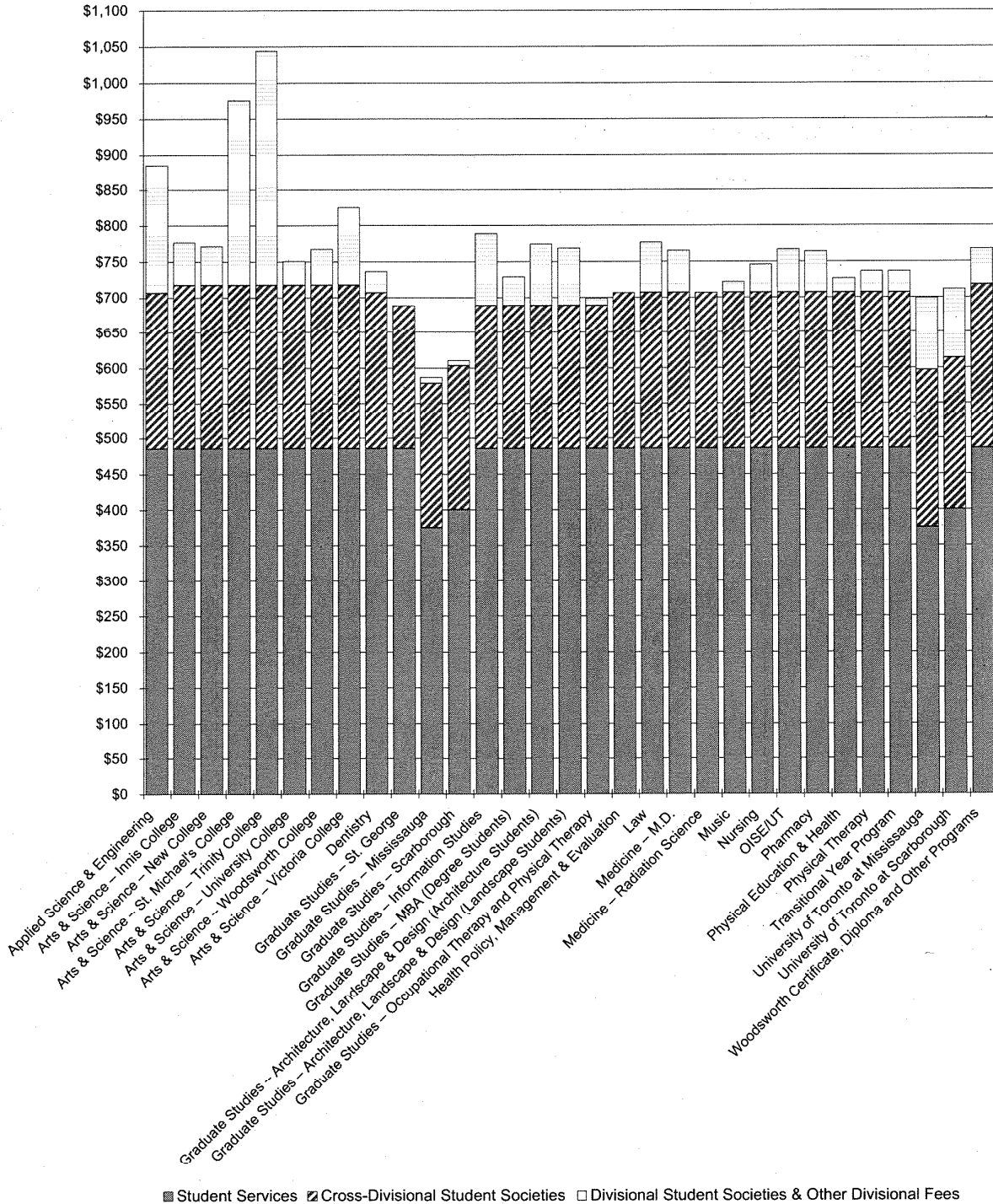
University of Toronto at Mississauga Undergraduate Students	2002		2001		2000	
	Full-time	Part-time	Full-time	Part-time	Full-time	Part-time
Part-time Students @ UTM	-	17.60	-	17.60	-	17.60
Erindale College Athletics and Recreation Association	-	2.77	-	2.77	-	19.95
Association of Part-time Undergraduate Students	-	11.00	-	11.00	-	11.00
Centre for Physical Education	-	28.50	-	24.90	-	-
Athletics & Recreation	-	7.20	-	6.94	-	6.90
Hart House	-	1.11	-	1.09	-	1.09
Health Service	-	10.50	-	10.50	-	10.50
Student Services	-	46.05	-	44.40	-	43.20
Total	-	124.73	-	119.20	-	110.24
Change From Previous Year		+4.6%		+8.1%		+20.1%

University of Toronto at Scarborough Undergraduate Students	2002		2001		2000	
	Full-time	Part-time	Full-time	Part-time	Full-time	Part-time
Scarborough Campus Student Council	-	20.75	-	2.75	-	2.75
Association of Part-time Undergraduate Students	-	11.00	-	11.00	-	11.00
Athletics & Physical Education	-	44.30	-	43.30	-	42.54
Athletics & Recreation	-	7.20	-	6.94	-	6.90
Hart House	-	1.11	-	1.09	-	1.09
Health Service	-	14.38	-	14.10	-	14.10
Student Services	-	39.53	-	38.75	-	37.44
Total	-	138.27	-	117.93	-	115.82
Change From Previous Year		+17.2%		+1.8%		+17.9%

Components of Student Society Fees (including refundable portions) are listed in Section C

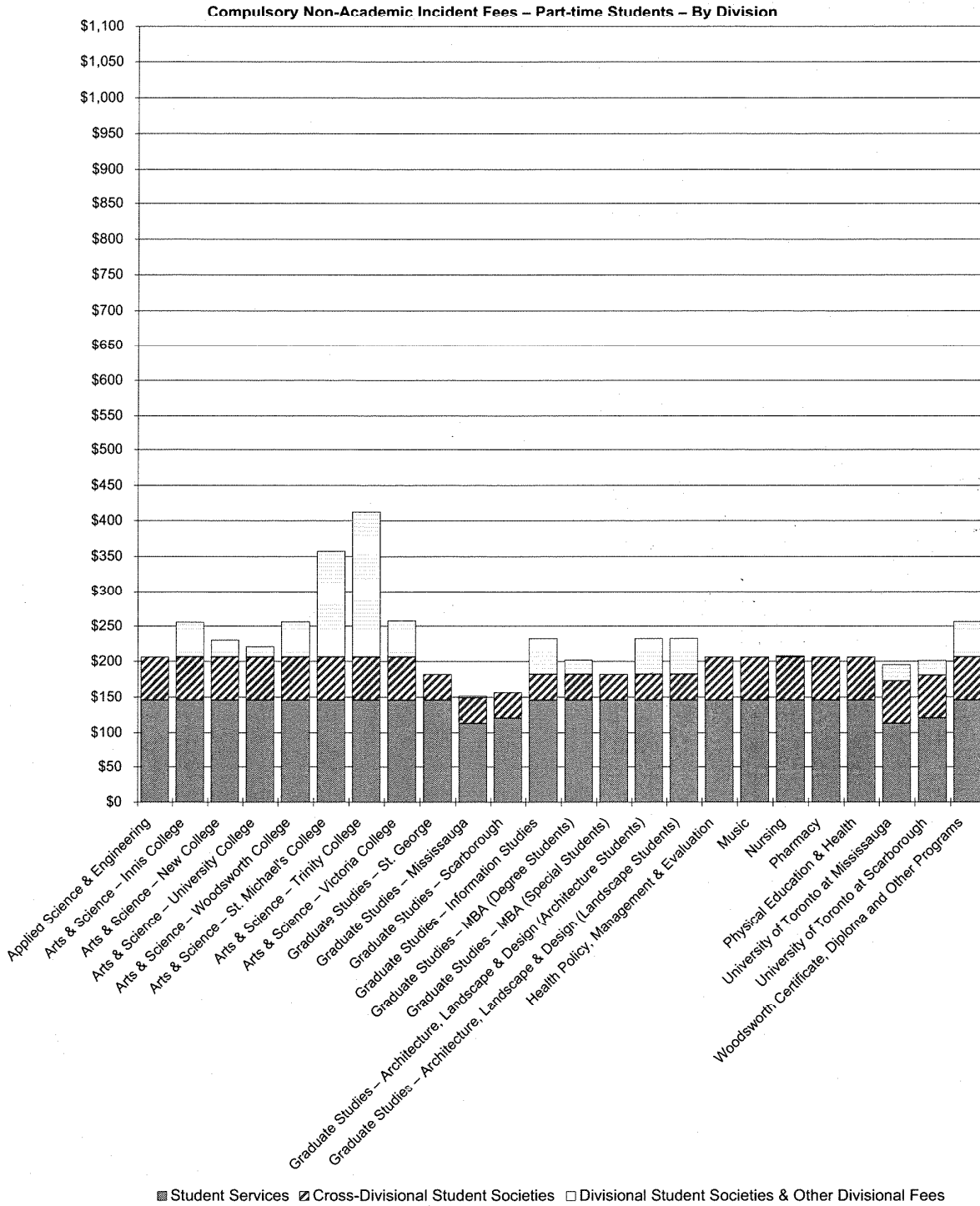
Compulsory Non-Academic Incidental Fees
Section A: Divisional Totals

Compulsory Non-Academic Incident Fees – Full-time Students – By Division



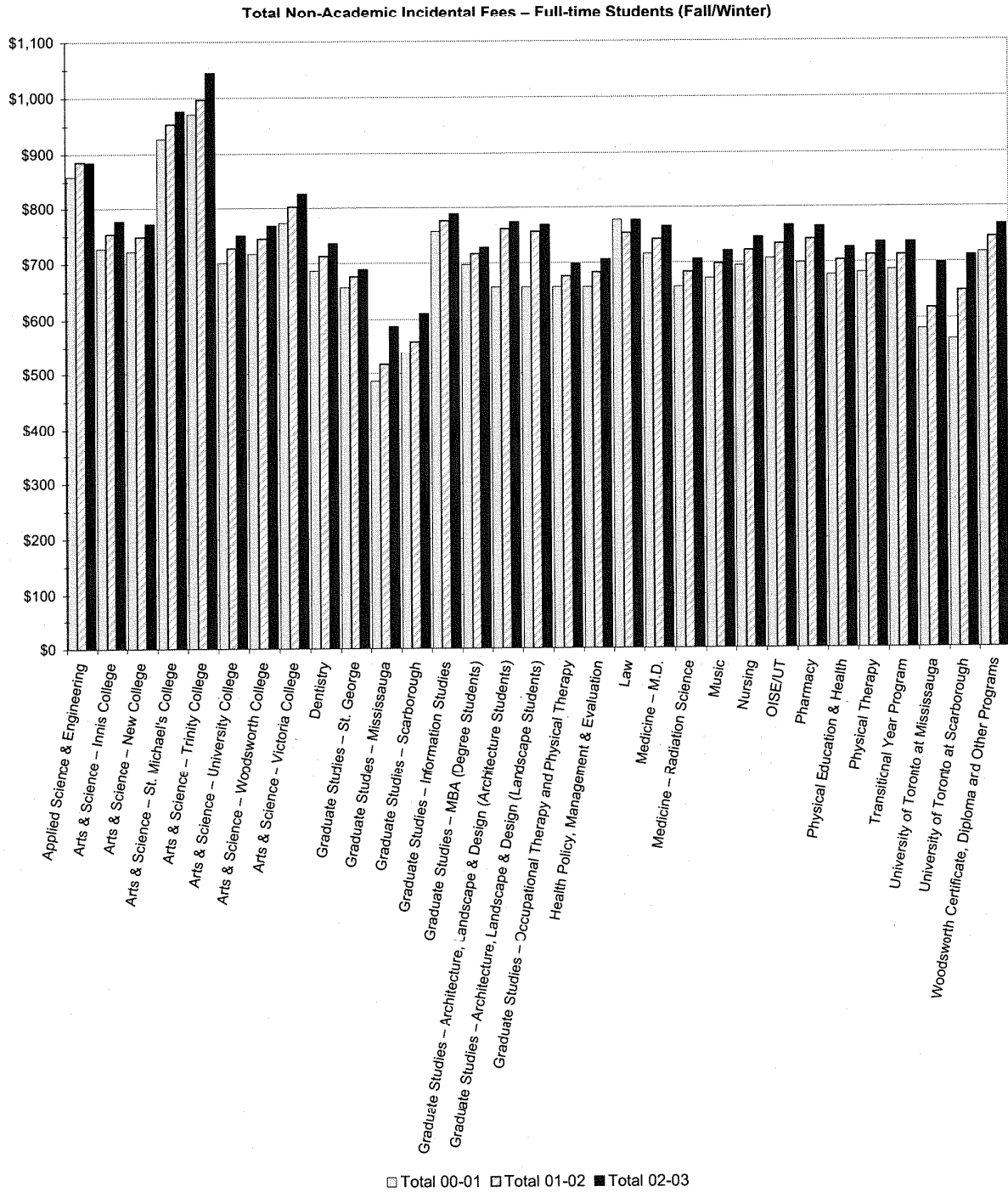
Components of Student Society Fees (including refundable portions) are listed in Section C

Compulsory Non-Academic Incidental Fees
Section A: Divisional Totals



Components of Student Society Fees (including refundable portions) are listed in Section C

**Compulsory Non-Academic Incidental Fees
Section A: Divisional Totals**



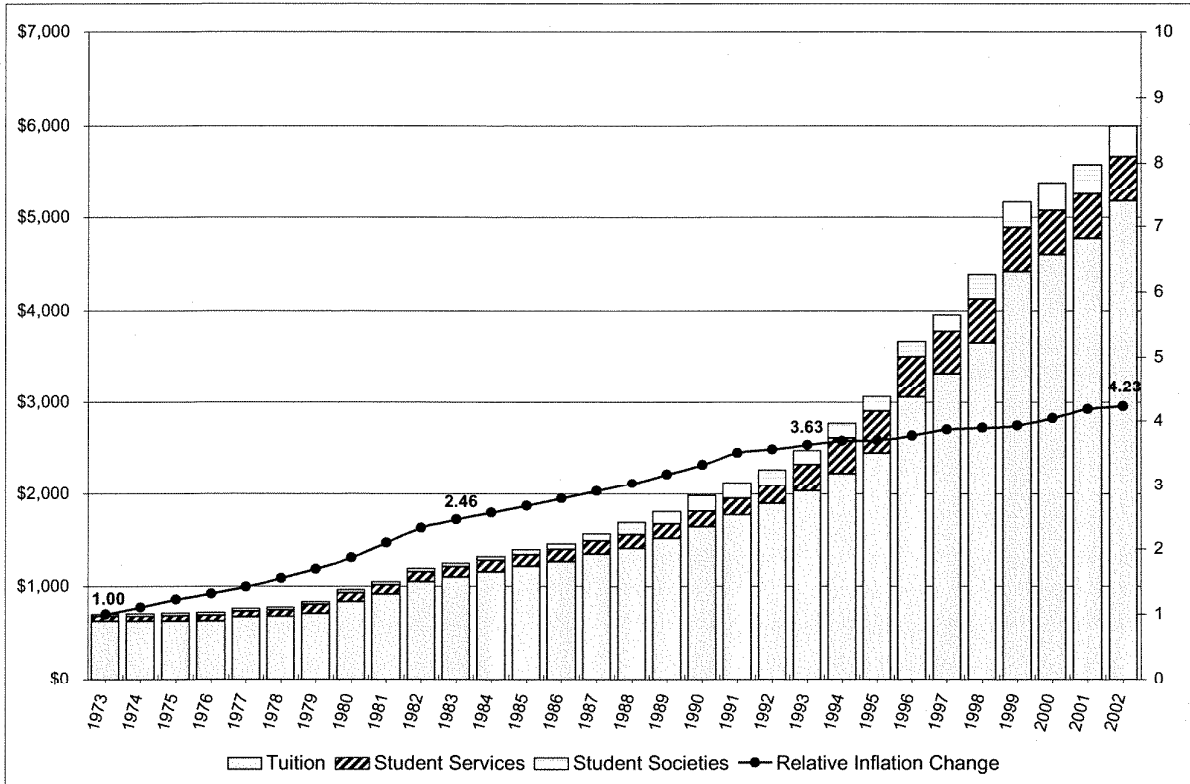
Components of Student Society Fees (including refundable portions) are listed in Section C

Compulsory Non-Academic Incidental Fees
Section A: Divisional Totals

Components of Student Society Fees (including refundable portions) are listed in Section C

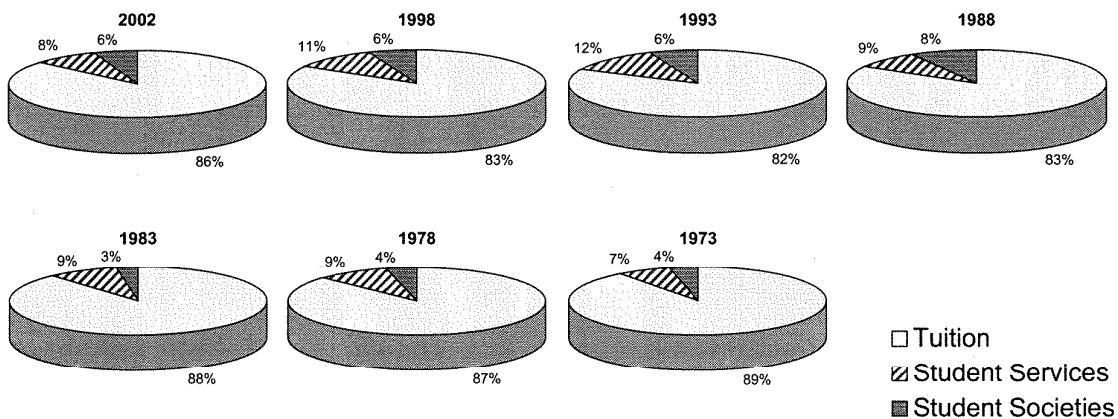
**Compulsory Non-Academic Incidental Fees
Section B – Year by Year Comparisons**

Typical Fall/Winter Full-time Student Fees Since 1973

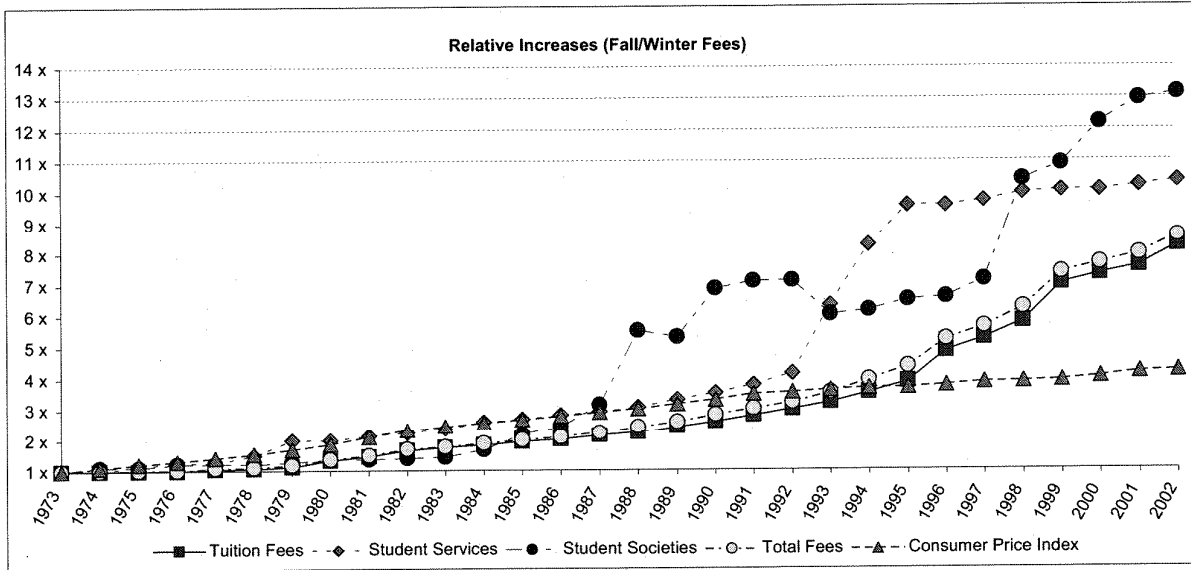


NOTES:

- 1) Tuition is a typical academic fee paid by full-time undergraduate students. See Note 7 on page 16.
- 2) The Student Societies Fee is reported as an average of the fees paid for divisional societies by full-time University College and Engineering students plus the SAC fee.
- 3) Student Services is the sum of the fees for Hart House, Athletics & Recreation, Health Service and the Student Services Fee (all on the St. George Campus).
- 4) CPI is the annual December to December Ontario Consumer Price Index.



**Compulsory Non-Academic Incidental Fees
Section B – Year by Year Comparisons**



Data Used for Charts on Pages 15-16

YEAR	RELATIVE CHANGES					TOTAL FALL/WINTER FEES				STUDENT SERVICE FEES				STUDENT SOCIETY FEES			CONSUMER PRICE INDEX (Annual Average)
	Tuition Fees	Student Services	Student Societies	Inflation	Total Fees	Tuition Fees	Student Services (Total)	Student Societies (Ave+SAC)	Total Fees	Athletics & Recreation	Hart House	Health Service	Student Services Fee	U.C. Lit. + ASSU	Eng. Society	SAC St. George + Varsity	
1973	1.00	1.00	1.00	1.00	1.00	\$630	\$47.00	\$25.25	\$702.25	\$15.00	\$20.00	\$12.00		\$10.00	\$12.50	\$14.00	7.8%
1974	1.00	1.00	1.11	1.11	1.00	\$630	\$47.00	\$28.00	\$705.00	\$15.00	\$20.00	\$12.00		\$10.00	\$15.00	\$15.50	10.8%
1975	1.00	1.15	1.11	1.23	1.01	\$630	\$54.00	\$28.00	\$712.00	\$20.00	\$22.00	\$12.00		\$10.00	\$15.00	\$15.50	10.8%
1976	1.00	1.26	1.23	1.32	1.03	\$630	\$59.00	\$31.00	\$720.00	\$25.00	\$22.00	\$12.00		\$16.00	\$17.00	\$14.50	7.5%
1977	1.06	1.27	1.23	1.43	1.08	\$670	\$59.50	\$31.00	\$760.50	\$25.00	\$22.00	\$12.50		\$16.00	\$17.00	\$14.50	8.0%
1978	1.07	1.49	1.23	1.55	1.11	\$675	\$70.00	\$31.00	\$776.00	\$26.50	\$25.00	\$18.50		\$16.00	\$17.00	\$14.50	9.0%
1979	1.13	1.99	1.27	1.69	1.19	\$710	\$93.50	\$32.00	\$835.50	\$43.00	\$32.00	\$18.50		\$18.00	\$17.00	\$14.50	9.1%
1980	1.33	1.99	1.37	1.87	1.37	\$835	\$93.50	\$34.50	\$963.00	\$43.00	\$32.00	\$18.50		\$18.00	\$22.00	\$14.50	10.2%
1981	1.45	2.12	1.37	2.10	1.49	\$915	\$99.50	\$34.50	\$1,049.00	\$47.00	\$34.00	\$18.50		\$18.00	\$22.00	\$14.50	12.4%
1982	1.67	2.24	1.41	2.33	1.70	\$1,050	\$105.25	\$36.50	\$1,190.75	\$49.75	\$37.00	\$18.50		\$20.00	\$22.00	\$14.50	10.0%
1983	1.75	2.36	1.44	2.46	1.78	\$1,102	\$111.00	\$36.25	\$1,249.25	\$52.50	\$40.00	\$18.50		\$20.00	\$22.00	\$15.25	5.7%
1984	1.84	2.60	1.67	2.57	1.88	\$1,157	\$122.00	\$42.25	\$1,321.25	\$55.50	\$43.00	\$23.50		\$26.00	\$22.00	\$18.25	4.4%
1985	1.93	2.70	2.17	2.67	1.99	\$1,215	\$126.75	\$54.88	\$1,396.63	\$58.25	\$45.00	\$23.50		\$26.00	\$41.25	\$21.25	3.9%
1986	2.01	2.81	2.43	2.78	2.08	\$1,265	\$132.25	\$61.38	\$1,458.63	\$60.75	\$48.00	\$23.50		\$26.00	\$46.75	\$25.00	4.2%
1987	2.14	2.93	3.15	2.90	2.23	\$1,350	\$137.50	\$79.54	\$1,567.04	\$63.50	\$50.50	\$23.50		\$40.75	\$49.75	\$34.29	4.4%
1988	2.24	3.07	5.52	3.02	2.41	\$1,410	\$144.25	\$139.42	\$1,693.67	\$67.75	\$53.00	\$23.50		\$40.75	\$155.50	\$41.29	4.0%
1989	2.41	3.32	5.32	3.17	2.58	\$1,520	\$156.00	\$134.29	\$1,810.29	\$72.25	\$56.75	\$27.00		\$44.50	\$155.50	\$34.29	5.0%
1990	2.60	3.54	6.87	3.32	2.82	\$1,640	\$166.25	\$173.50	\$1,979.75	\$76.75	\$61.00	\$28.50		\$52.50	\$160.50	\$67.00	4.8%
1991	2.81	3.80	7.11	3.51	3.03	\$1,770	\$178.50	\$179.47	\$2,127.97	\$81.25	\$65.90	\$31.35		\$52.50	\$167.00	\$69.72	5.6%
1992	3.01	4.16	7.11	3.56	3.23	\$1,895	\$195.65	\$179.64	\$2,270.29	\$87.00	\$75.40	\$33.25		\$52.50	\$167.87	\$69.45	1.5%
1993	3.22	6.34	6.03	3.63	3.53	\$2,028	\$297.92	\$152.35	\$2,477.92	\$94.50	\$108.50	\$33.25	\$61.67	\$54.75	\$166.34	\$40.80	1.8%
1994	3.54	6.27	6.16	3.69	3.95	\$2,228	\$388.49	\$155.56	\$2,772.05	\$117.00	\$113.90	\$34.25	\$123.34	\$56.75	\$170.92	\$41.72	1.8%
1995	3.89	9.58	6.50	3.70	4.36	\$2,451	\$450.15	\$164.12	\$3,065.27	\$117.00	\$113.90	\$34.25	\$185.00	\$41.75	\$176.00	\$55.24	0.2%
1996	4.85	9.58	6.60	3.77	5.23	\$3,057	\$450.15	\$166.63	\$3,673.78	\$117.00	\$113.90	\$34.25	\$185.00	\$41.75	\$176.76	\$57.37	1.9%
1997	5.27	9.71	7.14	3.86	5.63	\$3,320	\$456.40	\$180.26	\$3,956.66	\$163.42	\$115.61	\$34.25	\$143.12	\$43.75	\$195.56	\$60.60	2.5%
1998	5.60	9.97	10.39	3.93	6.24	\$3,654	\$468.70	\$262.28	\$4,385.08	\$168.81	\$119.66	\$34.25	\$145.98	\$43.75	\$195.82	\$142.49	0.7%
1999	7.01	10.04	10.89	3.93	7.35	\$4,418	\$472.07	\$274.96	\$5,165.03	\$172.18	\$119.66	\$34.25	\$145.98	\$44.00	\$196.15	\$154.88	0.9%
2000	7.30	10.05	12.19	4.04	7.66	\$4,601	\$472.37	\$307.87	\$5,381.24	\$173.16	\$119.66	\$34.25	\$145.30	\$44.00	\$201.96	\$184.89	2.9%
2001	7.57	10.20	12.96	4.18	7.94	\$4,771	\$479.35	\$327.23	\$5,577.58	\$179.56	\$120.24	\$34.25	\$145.30	\$44.00	\$201.96	\$204.25	3.5%
2002	8.22	10.33	13.13	4.23	8.54	\$5,179	\$485.62	\$331.51	\$5,996.13	\$179.56	\$124.39	\$34.25	\$147.42	\$44.00	\$177.38	\$220.82	1.1%

NOTES ON DATA (and meaning of "typical full-time student"):

- 1) Until 1977, the Athletics fee is reported as an average of men's fees and women's fees
- 2) The Student Societies Fee (in the Total Fees column) is reported as an average of fees paid by full-time University College and Engineering students plus the SAC fee.
- 3) The Athletics and Hart House fees for 1982 are reported as the average of the 1981 and 1983 fees as no records were available
- 4) The U.C. Lit fee includes the Arts & Science Students Union fee which began in 1976.
- 5) The SAC fee includes The Varsity fee which began in 1980
- 6) From 1990 to 1992, the SAC fee included a special levy of \$30 for disabled access projects.
- 7) Beginning in 1996/97, Tuition is reported as an average of the tuition paid by full-time Arts & Science and full-time year 1 Applied Science & Engineering students.
- 8) The consumer price index is reported as the Ontario December to December (previous year) cost of living increase calculated by Statistics Canada.

**Compulsory Non-Academic Incidental Fees
Section C – Fee Details**

Student Societies <small>Fall/Winter 2002-03 changes are underlined; Fees scheduled to end after 2002-03 appear in <i>bold italics</i>.</small>	Fall/Winter 02-03		Summer	Fall/Winter 01-02		Summer	Fall/Winter 00-01		Summer
	Full-time	Part-time	2002	Full-time	Part-time	2001	Full-time	Part-time	2000
Architecture Students' Union									
Society	<u>ended</u>			30.00			30.00		
Special Projects Levy							<u>ended</u>		
TOTAL	\$0.00	\$0.00	\$0.00	\$30.00	\$0.00	\$0.00	\$30.00	\$0.00	\$0.00
Change From Previous Year	-100.0%			+0.0%			-76.9%		
Landscape Architecture Student Society									
Society				<u>ended</u>			20.00		
Special Projects Levy				<u>ended</u>			100.00		
TOTAL				\$0.00	\$0.00	\$0.00	\$120.00	\$0.00	\$0.00
Change From Previous Year				-100.0%			+0.0%		
Arts & Science Students' Union									
Society	11.00			11.00			11.00		
TOTAL	\$11.00	\$0.00	\$0.00	\$11.00	\$0.00	\$0.00	\$11.00	\$0.00	\$0.00
Change From Previous Year	+0.0%			+0.0%			+0.0%		
Association of Part-time Undergraduate Students									
Society		20.00	10.00		20.00	10.00		20.00	10.00
Ontario Public Interest Research Group (refundable)		1.00	1.00		1.00	1.00		1.00	1.00
Accident & Prescription Drug Insurance Plan (refundable; increases up to 10% permitted without referendum - approved spring 1994)		<u>36.44</u>			<u>33.13</u>			<u>33.13</u>	
Provincial Sales Tax on Accident & Prescription Drug Insurance Plan (refundable)		<u>2.91</u>			<u>2.65</u>			<u>2.65</u>	
TOTAL	\$0.00	\$60.35	\$11.00	\$0.00	\$56.78	\$11.00	\$0.00	\$56.78	\$11.00
Change From Previous Year		+6.3%	+0.0%		+0.0%	+0.0%		+5.4%	+0.0%
Dental Students' Society									
Society (cost of living increases permitted without referendum - approved spring 1994)	30.00			30.00			30.00		
TOTAL	\$30.00	\$0.00	\$0.00	\$30.00	\$0.00	\$0.00	\$30.00	\$0.00	\$0.00
Change From Previous Year	+0.0%			+0.0%			+0.0%		
Engineering Society									
Society (cost of living increases permitted without referendum - approved spring 1991)	<u>38.63</u>			38.21			38.21		
Engineering Employment Office (through 2002-03; referendum required for continuation)	<u>25.00</u>			25.00			25.00		
Student Aid Fund (through 2001-02; no continuation provision)	<u>ended</u>			25.00			25.00		
Engineering Athletic Association	9.00			9.00			9.00		
Blue Sky Solar Car Team (through 2003-04 referendum required for continuation)	4.75			4.75			4.75		
Special Projects Levy (through 2003-04 referendum required for continuation)	100.00			100.00			100.00		
TOTAL	\$177.38	\$0.00	\$0.00	\$201.96	\$0.00	\$0.00	\$201.96	\$0.00	\$0.00
Change From Previous Year	-12.2%			+0.0%			+3.0%		
Erindale College Student Union									
Society	24.25			24.25			24.25		
Library Enhancement Fund	10.00			10.00			10.00		
Student Centre Levy – see note 1	52.00			52.00			52.00		
TOTAL	\$86.25	\$0.00	\$0.00	\$86.25	\$0.00	\$0.00	\$86.25	\$0.00	\$0.00
Change From Previous Year	+0.0%			+0.0%			+0.0%		
Erindale Part-time Undergraduate Students									
Society		2.00	2.00		2.00	2.00		2.00	2.00
Student Centre Levy – see note 2		15.60	15.60		15.60	15.60		15.60	15.60
TOTAL	\$0.00	\$17.60	\$17.60	\$0.00	\$17.60	\$17.60	\$0.00	\$17.60	\$17.60
Change From Previous Year		+0.0%	+0.0%		+0.0%	+0.0%		-46.0%	+780.0%
Graduate Business Council									
Society	40.00	20.00		40.00	20.00		40.00	20.00	
TOTAL	\$40.00	\$20.00	\$0.00	\$40.00	\$20.00	\$0.00	\$40.00	\$20.00	\$0.00
Change From Previous Year	+0.0%	+0.0%		+0.0%	+0.0%		+0.0%	+0.0%	
Graduate Architecture, Landscape & Design Student Union (Architecture Students)									
Society	85.00	50.00		85.00	50.00				
TOTAL	\$85.00	\$50.00	\$0.00	\$85.00	\$50.00				
Change From Previous Year	+0.0%	+0.0%		(new)	(new)				
Graduate Architecture, Landscape & Design Student Union (Landscape Students)									
Society	80.00	50.00		80.00	50.00				
TOTAL	\$80.00	\$50.00	\$0.00	\$80.00	\$50.00				
Change From Previous Year	+0.0%	+0.0%		(new)	(new)				
Graduate Students' Union									
Society (cost of living increases permitted without referendum - approved spring 1990)	52.54	26.27	26.27	52.54	26.27	26.27	52.54	26.27	25.53
Canadian Federation of Student (CFS) & CFS-Ontario (cost of living increases permitted without referendum - approved spring 1998)	<u>12.54</u>	<u>6.27</u>	6.20	12.40	6.20	6.01	12.02	6.01	5.85
Ontario Public Interest Research Group (refundable)	5.00	2.50	2.50	5.00	2.50	2.50	5.00	2.50	2.50
Downtown Legal Services (50% refundable)	2.00	1.00	1.00	2.00	1.00	1.00	2.00	1.00	1.00
Women's Centre (refundable)	1.00	0.50	0.50	1.00	0.50	0.50	1.00	0.50	0.50
Supplementary Health Coverage (refundable; increases up to health industry index permitted without referendum - current provisions approved spring 1999)	<u>117.67</u>			<u>112.46</u>			<u>101.35</u>		
Supplementary Health Coverage Administrative Fee (refundable)	<u>3.00</u>						<u>3.00</u>		
Provincial Sales Tax on Supplementary Health Coverage (refundable) – see note 3	<u>9.41</u>			<u>9.00</u>			<u>8.11</u>		
TOTAL	\$203.16	\$36.54	\$36.47	\$197.40	\$36.47	\$36.28	\$185.02	\$36.28	\$35.38
Change From Previous Year	+2.9%	+0.2%	+0.5%	+6.7%	+0.5%	+2.5%	+18.2%	+2.5%	+0.8%

**Compulsory Non-Academic Incidental Fees
Section C – Fee Details**

Student Societies <i>Fall/Winter 2002-03 changes are underlined; Fees scheduled to end after 2002-03 appear in bold italics.</i>	Fall/Winter 02-03		Summer	Fall/Winter 01-02		Summer	Fall/Winter 00-01		Summer
	Full-time	Part-time	2002	Full-time	Part-time	2001	Full-time	Part-time	2000
Information Studies Student Council/Doctoral Students Association									
Society	0.00	0.00		0.00	0.00		0.00	0.00	
Technology Upgrade Fund (through 2002-03 referendum required for continuation)	<u>100.00</u>	<u>50.00</u>		100.00	50.00		100.00	50.00	
TOTAL	\$100.00	\$50.00	\$0.00	\$100.00	\$50.00	\$0.00	\$100.00	\$50.00	\$0.00
Change From Previous Year	+0.0%	+0.0%		+0.0%	+0.0%		+0.0%	+0.0%	
Innis College Student Society									
Society (cost of living increases permitted without referendum - approved spring 2000)	<u>36.42</u>	<u>36.42</u>		36.02	36.02		36.02	36.02	
Harold Innis Foundation	1.00	1.00		1.00	1.00		1.00	1.00	
Refugee Student Fund	7.00	7.00		7.00	7.00		7.00	7.00	
TOTAL	\$44.42	\$44.42	\$0.00	\$44.02	\$44.02	\$0.00	\$44.02	\$44.02	\$0.00
Change From Previous Year	+0.9%	+0.9%		+0.0%	+0.0%		+12.9%	+12.9%	
Medical Society									
Society	47.54			47.54			47.54		
Canadian Federation of Medical Students	11.00			11.00			11.00		
TOTAL	\$58.54	\$0.00	\$0.00	\$58.54	\$0.00	\$0.00	\$58.54	\$0.00	\$0.00
Change From Previous Year	+0.0%			+0.0%			+0.0%		
The Medium									
Society	7.25	2.42		7.25	2.42		7.25		
TOTAL	\$7.25	\$2.42	\$0.00	\$7.25	\$2.42	\$0.00	\$7.25	\$0.00	\$0.00
Change From Previous Year	+0.0%	+0.0%		+0.0%	(new)		+0.0%		
U of T at Mississauga Athletics Council									
Society	8.60	2.77	2.77	8.60	2.77	2.77	8.60	2.77	19.95
TOTAL	\$8.60	\$2.77	\$2.77	\$8.60	\$2.77	\$2.77	\$8.60	\$2.77	\$19.95
Change From Previous Year	+0.0%	+0.0%	+0.0%	+0.0%	+0.0%	-86.1%	-86.1%	-86.1%	+0.0%
Music Undergraduate Society									
Society	15.00			15.00			15.00		
TOTAL	\$15.00	\$0.00	\$0.00	\$15.00	\$0.00	\$0.00	\$15.00	\$0.00	\$0.00
Change From Previous Year	+0.0%			+0.0%			+0.0%		
New College Student Council									
Society	32.00	12.00		32.00	12.00		32.00	12.00	
Admission Scholarships	2.00	2.00		2.00	2.00		2.00	2.00	
Computing Facilities and Capital Fund (through 2006-07; referendum required for continuation)	20.00	10.00		20.00	10.00		20.00	10.00	
TOTAL	\$54.00	\$24.00	\$0.00	\$54.00	\$24.00	\$0.00	\$54.00	\$24.00	\$0.00
Change From Previous Year	+0.0%	+0.0%		+0.0%	+0.0%		+0.0%	+0.0%	
Nursing Students' Council									
Society	34.00			34.00			34.00		
Canadian Nursing Students Association	5.00	2.00		5.00	2.00		4.00	2.00	
TOTAL	\$39.00	\$2.00	\$0.00	\$39.00	\$2.00	\$0.00	\$38.00	\$2.00	\$0.00
Change From Previous Year	+0.0%	+0.0%		+2.6%	+0.0%		+0.0%	+0.0%	
Undergraduate Pharmaceutical Society									
Society (cost of living increases permitted without referendum - approved spring 1991)	42.50			42.50			42.50		
Graduation Events	15.00			15.00					
TOTAL	\$57.50	\$0.00	\$0.00	\$57.50	\$0.00	\$0.00	\$42.50	\$0.00	\$0.00
Change From Previous Year	+0.0%			+35.3%			+0.0%		
Occupational Therapy & Physical Therapy Graduate Students Council									
Society	10.00	10.00							
TOTAL	\$10.00	\$10.00							
Change From Previous Year	(new)	(new)							
Occupational Therapy & Physical Therapy & Undergraduate Association									
Society	30.00			30.00			25.00		
TOTAL	\$30.00	\$0.00	\$0.00	\$30.00	\$0.00	\$0.00	\$25.00	\$0.00	\$0.00
Change From Previous Year	+0.0%			+20.0%			+0.0%		
Physical Education & Health Undergraduate Association									
Society	20.00			20.00			20.00		
TOTAL	\$20.00	\$0.00	\$0.00	\$20.00	\$0.00	\$0.00	\$20.00	\$0.00	\$0.00
Change From Previous Year	+0.0%			+0.0%			+0.0%		
Scarborough College Athletic Association									
Society	7.00			7.00			7.00		
TOTAL	\$7.00	\$0.00	\$0.00	\$7.00	\$0.00	\$0.00	\$7.00	\$0.00	\$0.00
Change From Previous Year	+0.0%			+0.0%			+0.0%		
Scarborough Campus Community Radio (CSCR)									
Society	4.00			4.00			4.00		
TOTAL	\$4.00	\$0.00	\$0.00	\$4.00	\$0.00	\$0.00	\$4.00	\$0.00	\$0.00
Change From Previous Year	+0.0%			+0.0%			+0.0%		
Scarborough Campus Students' Union									
Society	20.00	2.25	2.25	20.00	2.25	2.25	20.00	2.25	2.25
Refugee Student Program (through 2002-03; SCSC Board approval of continuation)	<u>1.50</u>	<u>0.50</u>	0.50	1.50	0.50	0.50	1.50	0.50	0.50
Student Centre (cost of living increases permitted without referendum - approved spring 2001)	<u>60.66</u>	<u>18.20</u>	18.00	60.00	18.00				
College Coed Fitness Centre									
TOTAL	\$82.16	\$20.95	\$20.75	\$81.50	\$20.75	\$2.75	\$21.50	\$2.75	\$2.75
Change From Previous Year	+0.8%	+1.0%	+654.5%	+279.1%	+654.5%	+0.0%	+0.0%	+0.0%	+0.0%

Compulsory Non-Academic Incidental Fees
Section C – Fee Details

Student Societies	Fall/Winter 02-03		Summer 2002	Fall/Winter 01-02		Summer 2001	Fall/Winter 00-01		Summer 2000
	Full-time	Part-time		Full-time	Part-time		Full-time	Part-time	
Scarborough Campus Students' Press (The Underground)									
Society	5.00			5.00			5.00		
TOTAL	\$5.00	\$0.00	\$0.00	\$5.00	\$0.00	\$0.00	\$5.00	\$0.00	\$0.00
Change From Previous Year	+0.0%			+0.0%			+0.0%		
Student Teachers' Union									
Society	50.00			50.00			50.00		
Teacher Employment Preparation Centre	10.00								
TOTAL	\$60.00	\$0.00	\$0.00	\$50.00	\$0.00	\$0.00	\$50.00	\$0.00	\$0.00
Change From Previous Year	+20.0%			+0.0%			+0.0%		
Students' Administrative Council – St. George Campus									
Society (cost of living increases permitted without referendum - approved spring 1991)	21.24			21.01			21.01		
Radio	5.00			5.00			5.00		
Women's Centre (refundable)	1.00			1.00			1.00		
Sexual Education & Peer Counselling Centre (refundable)	0.50			0.50			0.50		
Downtown Legal Services (\$1.00 refundable)	2.00			2.00			2.00		
Ontario Public Interest Research Group (refundable)	1.00			1.00			1.00		
Orientation (refundable)	1.00			1.00			1.00		
Blue Solar Racing Car Team (refundable)	0.25			0.25			0.25		
Day Care Subsidy (refundable)	1.00			1.00			1.00		
Wheelchair Accessibility Projects	2.00								
Refugee Student Fund	0.60								
Health Initiatives in Developing Countries (refundable)	0.50								
Foster Children Program	0.10								
Accident & Prescription Drug Insurance Plan (refundable; increases up to 10% permitted without referendum - current provisions approved spring of 1998)	70.00			66.83			60.75		
Provincial Sales Tax on Accident & Prescription Drug Insurance Plan (refundable)	5.60			5.35			4.86		
Dental Plan (refundable; increases up to 10% permitted without referendum - approved spring of 1998)	99.80			90.80			78.95		
Provincial Sales Tax on Dental Plan (refundable)	7.98			7.26			6.32		
TOTAL	\$219.57	\$0.00	\$0.00	\$203.50	\$0.00	\$0.00	\$183.64	\$0.00	\$0.00
Change From Previous Year	+8.2%			+10.5%			+19.5%		
Students' Administrative Council – Mississauga									
Society (cost of living increases permitted without referendum - approved spring 1991)	21.24			21.01			21.01		
Radio	5.00			5.00			5.00		
Women's Centre (refundable)	1.00			1.00			1.00		
UTM Sexual Education Centre (refundable)	2.00			2.00			2.00		
UTM Women's Centre (refundable)	2.00			2.00			2.00		
Orientation (refundable)	1.00			1.00			1.00		
Blue Solar Racing Car Team (refundable)	0.25			0.25			0.25		
Day Care Subsidy (refundable)	1.00			1.00			1.00		
Wheelchair Accessibility Projects	2.00								
Refugee Student Fund	0.60								
Health Initiatives in Developing Countries (refundable)	0.50								
Foster Children Program	0.10								
Accident & Prescription Drug Insurance Plan (refundable; increases up to 10% permitted without referendum - current provisions approved spring of 1998)	70.00			66.83			60.75		
Provincial Sales Tax on Accident & Prescription Drug Insurance Plan (refundable)	5.60			5.35			4.86		
Dental Plan (refundable; increases up to 10% permitted without referendum - approved spring of 1998)	99.80			90.80			78.95		
Provincial Sales Tax on Dental Plan (refundable)	7.98			7.26			6.32		
TOTAL	\$220.07	\$0.00	\$0.00	\$203.50	\$0.00	\$0.00	\$184.14	\$0.00	\$0.00
Change From Previous Year	+8.1%			+10.5%			+19.5%		
Students' Administrative Council – Scarborough									
Society (cost of living increases permitted without referendum - approved spring 1991)	21.24			21.01			21.01		
Radio	1.00			1.00			1.00		
Women's Centre (refundable)	1.00			1.00			1.00		
Orientation (refundable)	1.00			1.00			1.00		
Blue Solar Racing Car Team (refundable)	0.25			0.25			0.25		
Day Care Subsidy (refundable)	1.00			1.00			1.00		
Wheelchair Accessibility Projects	2.00								
Refugee Student Fund	0.60								
Health Initiatives in Developing Countries (refundable)	0.50								
Foster Children Program	0.10								
Accident & Prescription Drug Insurance Plan (refundable; increases up to 10% permitted without referendum - current provisions approved spring of 1998)	70.00			66.83			60.75		
Provincial Sales Tax on Accident & Prescription Drug Insurance Plan (refundable)	5.60			5.35			4.86		
Dental Plan (refundable; increases up to 10% permitted without referendum - approved spring of 1998)	99.80			90.80			78.95		
Provincial Sales Tax on Dental Plan (refundable)	7.98			7.26			6.32		
TOTAL	\$212.07	\$0.00	\$0.00	\$195.50	\$0.00	\$0.00	\$176.14	\$0.00	\$0.00
Change From Previous Year	+8.5%			+11.0%			+20.5%		

**Compulsory Non-Academic Incidental Fees
Section C – Fee Details**

Student Societies <small>Fall/Winter 2002-03 changes are <u>underlined</u>; Fees scheduled to end after 2002-03 appear in <i>bold italics</i> .</small>	Fall/Winter 02-03		Summer	Fall/Winter 01-02		Summer	Fall/Winter 00-01		Summer
	Full-time	Part-time	2002	Full-time	Part-time	2001	Full-time	Part-time	2000
Students' Law Society									
Society	40.00			40.00			40.00		
Capital Projects – Faculty Library (refundable)	<u>ended</u>			15.00			15.00		
Public Interest Advocacy Summer Employment Program (refundable)	<u>30.00</u>			15.00			15.00		
Career Development Officer				<u>ended</u>			50.00		
TOTAL	\$70.00	\$0.00	\$0.00	\$70.00	\$0.00	\$0.00	\$120.00	\$0.00	\$0.00
Change From Previous Year	+0.0%			-41.7%			+0.0%		
Student Association of the Transitional Year Program									
Society	30.00			30.00			30.00		
TOTAL	\$30.00	\$0.00	\$0.00	\$30.00	\$0.00	\$0.00	\$30.00	\$0.00	\$0.00
Change From Previous Year	+0.0%			+0.0%			+0.0%		
University College Literary & Athletic Society									
Society	18.90	6.66		18.90	6.66		18.90	6.66	
Refugee Sponsorship Program	3.75	3.75		3.75	3.75		3.75	3.75	
Special Fund (Capital Fund)	1.00	1.00		1.00	1.00		1.00	1.00	
<i>The Gargoyle</i>	3.00	3.00		3.00	3.00		3.00	3.00	
Foster Parents Plan	0.25	0.25		0.25	0.25		0.25	0.25	
U.C. Review	1.75			1.75			1.75		
Campus Safety	2.00			2.00			2.00		
Association of College Programs - University College (refundable)	1.10			1.10			1.10		
Contact U.C.	1.00			1.00			1.00		
Charity Fund	0.25			0.25			0.25		
TOTAL	\$33.00	\$14.66	\$0.00	\$33.00	\$14.66	\$0.00	\$33.00	\$14.66	\$0.00
Change From Previous Year	+0.0%	+0.0%		+0.0%	+0.0%		+0.0%	+0.0%	
Varsity Publications (<i>The Varsity</i>)									
Society	1.25			1.25			1.25		
TOTAL	\$1.25	\$0.00	\$0.00	\$1.25	\$0.00	\$0.00	\$1.25	\$0.00	\$0.00
Change From Previous Year	+0.0%			+0.0%			+0.0%		
Woodsworth College Students' Association									
Society	15.00	15.00	15.00	15.00	15.00	15.00	15.00	15.00	15.00
Building Fund (through 2004-05; no provision for continuation)	35.00	35.00	35.00	35.00	35.00	35.00	35.00	35.00	35.00
TOTAL	\$50.00	\$50.00	\$50.00	\$50.00	\$50.00	\$50.00	\$50.00	\$50.00	\$50.00
Change From Previous Year	+0.0%	+0.0%	+0.0%	+0.0%	+0.0%	+0.0%	-33.3%	-33.3%	-33.3%

Notes:

- 1) Although approved in the spring of 1998, the ECSU Student Centre Levy (\$52.00 – reduced to \$25.00 after 10 years) began in the Winter Session in which the Student Centre opened.
- 2) Although approved in the spring of 1990, the PTG@UTM Student Centre Levy (\$15.00 – reduced to \$7.50 after 10 years) began in the Winter in which the Student Centre opened.
- 3) Provincial Sales Tax is not charged on the \$3.00 GSU administrative fee component of the "Supplementary Health Coverage" fee.

Residence Councils <small>Fall/Winter 2002-03 changes are <u>underlined</u>; Fees scheduled to end after 2002-03 appear in <i>bold italics</i> .</small>	Fall/Winter 02-03		Summer	Fall/Winter 01-02		Summer	Fall/Winter 00-01		Summer
	Full-time	Part-time	2002	Full-time	Part-time	2001	Full-time	Part-time	2000
Innis Residence Council									
Society	40.00			40.00			40.00		
TOTAL	\$40.00			\$40.00			\$40.00		
Change From Previous Year	+0.0%			+0.0%			+0.0%		
Graduate House Council									
Society – see note 1	35.00			35.00			35.00		
TOTAL	\$35.00			\$35.00			\$35.00		
Change From Previous Year	+0.0%			+0.0%			new		
New College Residence Council									
Society	20.00			20.00			20.00		
Party Room Renovations	<u>ended</u>			4.00					
TOTAL	\$20.00			\$24.00			\$20.00		
Change From Previous Year	-16.7%			+20.0%			+0.0%		
Scarborough College Student Village Council									
Society	25.00			25.00			25.00		
TOTAL	\$25.00			\$25.00			\$25.00		
Change From Previous Year	+0.0%			+0.0%			+0.0%		
University College Residence Council									
Society	15.00			15.00			15.00		
TOTAL	\$15.00			\$15.00			\$15.00		
Change From Previous Year	+0.0%			+0.0%			+0.0%		

Notes:

- 1) The Graduate House Council Fee is an annual fee (not a sessional fee).

**Compulsory Non-Academic Incidental Fees
Section C – Fee Details**

Campus Services Fees Fall/Winter 2002-03 changes are <u>underlined</u>	Fall/Winter 02-03		Summer	Fall/Winter 01-02		Summer	Fall/Winter 00-01		Summer
	Full-time	Part-time	2002	Full-time	Part-time	2001	Full-time	Part-time	2000
St. George Campus									
Athletics & Recreation	179.56	53.86	53.86	179.56	53.86	51.94	173.16	51.94	51.65
Hart House	<u>122.68</u>	<u>36.80</u>	35.56	118.53	35.56	35.39	117.95	35.39	35.90
Hart House Accessibility Fund	1.71	0.51	0.51	1.71	0.51	0.51	1.71	0.51	
Health Service Fee	34.25	10.28	10.28	34.25	10.28	10.28	34.25	10.28	10.28
Student Services Fee	<u>147.42</u>	<u>44.22</u>	43.59	145.30	43.59	43.59	145.30	43.59	43.79
TOTAL	\$485.62	\$145.67	\$143.80	\$479.35	\$143.80	\$141.71	\$472.37	\$141.71	\$141.62
Change From Previous Year	+1.3%	+1.3%	+1.5%	+1.5%	+1.5%	+0.1%	+0.1%	+0.1%	+0.7%
University of Toronto at Mississauga									
Centre for Physical Education – See Note 1	96.15	28.85	28.50	95.00	28.50	24.90	83.00	24.90	
Athletics Building Levy	<u>25.00</u>	<u>7.50</u>							
Athletics & Recreation	24.00	7.20	7.20	24.00	7.20	6.94	23.14	6.94	6.90
Hart House	<u>3.72</u>	<u>1.15</u>	1.11	3.59	1.11	1.09	3.62	1.09	1.09
Health Service Fee	35.00	10.50	10.50	35.00	10.50	10.50	35.00	10.50	10.50
Student Services Fee	<u>191.13</u>	<u>57.34</u>	46.05	153.50	46.05	44.40	148.00	44.40	43.20
TOTAL	\$375.00	\$112.54	\$93.36	\$311.09	\$93.36	\$87.83	\$292.76	\$87.83	\$61.69
Change From Previous Year	+20.5%	+20.5%	+6.3%	+6.3%	+6.3%	+42.4%	+42.4%	+42.4%	+4.9%
University of Toronto at Scarborough									
Athletics & Physical Education (UTSC)	152.85	45.86	44.30	147.68	44.30	43.30	144.33	43.30	42.54
Athletics & Recreation	24.00	7.20	7.20	24.00	7.20	6.94	23.14	6.94	6.90
Hart House	<u>3.72</u>	<u>1.15</u>	1.11	3.59	1.11	1.09	3.62	1.09	1.09
Health & Wellness Fee	<u>67.12</u>	<u>20.14</u>	14.38	47.94	14.38	14.10	47.00	14.10	14.10
Student Services Fee	<u>152.37</u>	<u>45.71</u>	39.53	131.77	39.53	38.75	129.18	38.75	37.44
TOTAL	\$400.06	\$120.06	\$106.52	\$354.98	\$106.52	\$104.18	\$347.27	\$104.18	\$102.07
Change From Previous Year	+12.7%	+12.7%	+2.2%	+2.2%	+2.2%	+2.1%	+2.1%	+2.1%	+20.9%

Notes

1) Prior to Fall/Winter 2000-01, UTM athletics and recreation program funding was provided by the Erindale College Athletics & Recreation Association (ECARA).

St. George Campus Divisional Services Fees Fall/Winter 2002-03 changes are <u>underlined</u>	Fall/Winter 02-03		Summer	Fall/Winter 01-02		Summer	Fall/Winter 00-01		Summer
	Full-time	Part-time	2002	Full-time	Part-time	2001	Full-time	Part-time	2000
Innis College									
Innis College Student Services Fee	<u>\$15.00</u>	<u>\$4.50</u>	<u>\$4.50</u>	<u>\$15.00</u>	<u>\$4.50</u>	<u>\$4.50</u>	<u>\$15.00</u>	<u>\$4.50</u>	<u>\$4.50</u>
Change From Previous Year	+0.0%	+0.0%	+0.0%	+0.0%	+0.0%	+0.0%	+0.0%	+0.0%	(new)

**Compulsory Non-Academic Incidental Fees
Section C – Fee Details**

Federated College Student Society Fees These fees approved by the respective federated college governing bodies.	Fall/Winter 02-03		Summer 2002	Fall/Winter 01-02		Summer 2001	Fall/Winter 00-01		Summer 2000
	Full-time	Part-time		Full-time	Part-time		Full-time	Part-time	
St. Michael's College Student Union									
Society	28.00	21.00		28.00	21.00		28.00	21.00	
TOTAL	\$28.00	\$21.00	\$0.00	\$28.00	\$21.00	\$0.00	\$28.00	\$21.00	\$0.00
Change From Previous Year	+0.0%	+0.0%		+0.0%	+0.0%		+16.7%	+75.0%	
The Mike									
Society	5.20	3.00		5.20	3.00		5.20	3.00	
TOTAL	\$5.20	\$3.00	\$0.00	\$5.20	\$3.00	\$0.00	\$5.20	\$3.00	\$0.00
Change From Previous Year	+0.0%	+0.0%		+0.0%	+0.0%		+0.0%	+0.0%	
Trinity College Meetings									
Athletic Association	6.00	6.00		6.00	6.00		6.00	6.00	
Backfield Maintenance	1.50	1.50		1.50	1.50		1.50	1.50	
Board of Stewards	5.75	5.75		5.75	5.75		5.75	5.75	
College Meetings	5.50	5.50		4.50	4.50		4.50	4.50	
Dramatic Society	3.50	3.50		2.50	2.50		2.50	2.50	
Literary Institute	6.85	6.85		5.85	5.85		5.85	5.85	
Non-Resident Affairs Committee	5.50	5.50		5.50	5.50		5.50	5.50	
Sponsored Refugee Scholarship	6.00	6.00		6.00	6.00		6.00	6.00	
Salterrae	5.50	5.50		5.50	5.50		5.50	5.50	
Overseas Development Committee	5.00	5.00		5.00	5.00		5.00	5.00	
Trinity Review	4.50	4.50		4.50	4.50		4.50	4.50	
Yearbook	12.50	12.50		12.50	12.50		12.50	12.50	
Year Fee	2.50	2.50		2.50	2.50		2.50	2.50	
Heads Tuition Levy	6.00	6.00		6.00	6.00		6.00	6.00	
Capital Campaign	10.00	10.00		10.00	10.00		10.00	10.00	
TOTAL	\$86.60	\$86.60	\$0.00	\$77.60	\$77.60	\$0.00	\$77.60	\$77.60	\$0.00
Change From Previous Year	+11.6%	+11.6%		+0.0%	+0.0%		+0.0%	+0.0%	
Victoria University Students' Administrative Council									
VUSAC and Other Clubs	23.00	13.32		23.00	13.32		20.25	11.47	
Victoria College Athletics Society	6.00	3.33		6.00	3.33		6.00	3.33	
The Strand	4.75	1.20		4.75	1.20		4.75	1.20	
The Cat's Eye Pub	2.00			2.00			2.00		
Yearbook	1.75	1.00		1.75	1.00		1.75	1.00	
Refugee Sponsorship Program	2.00	2.00		2.00	2.00		2.00	2.00	
Acta Victoriana Literary Journal	2.75	1.50		2.75	1.50		2.75	1.50	
Special Projects Levy	10.00	10.00		10.00	10.00		10.00	10.00	
TOTAL	\$52.25	\$32.35	\$0.00	\$52.25	\$32.35	\$0.00	\$49.50	\$30.50	\$0.00
Change From Previous Year	+0.0%	+0.0%		+5.6%	+6.1%		+32.0%	+66.2%	

Compulsory Non-Academic Incidental Fees
Section C – Fee Details

