





OFFICE OF STUDENT EXPERIENCE & WELL-BEING

Operating Plans – March 9, 2022

CSS Themes for 2022-23



Supporting Campus Strategic Plan

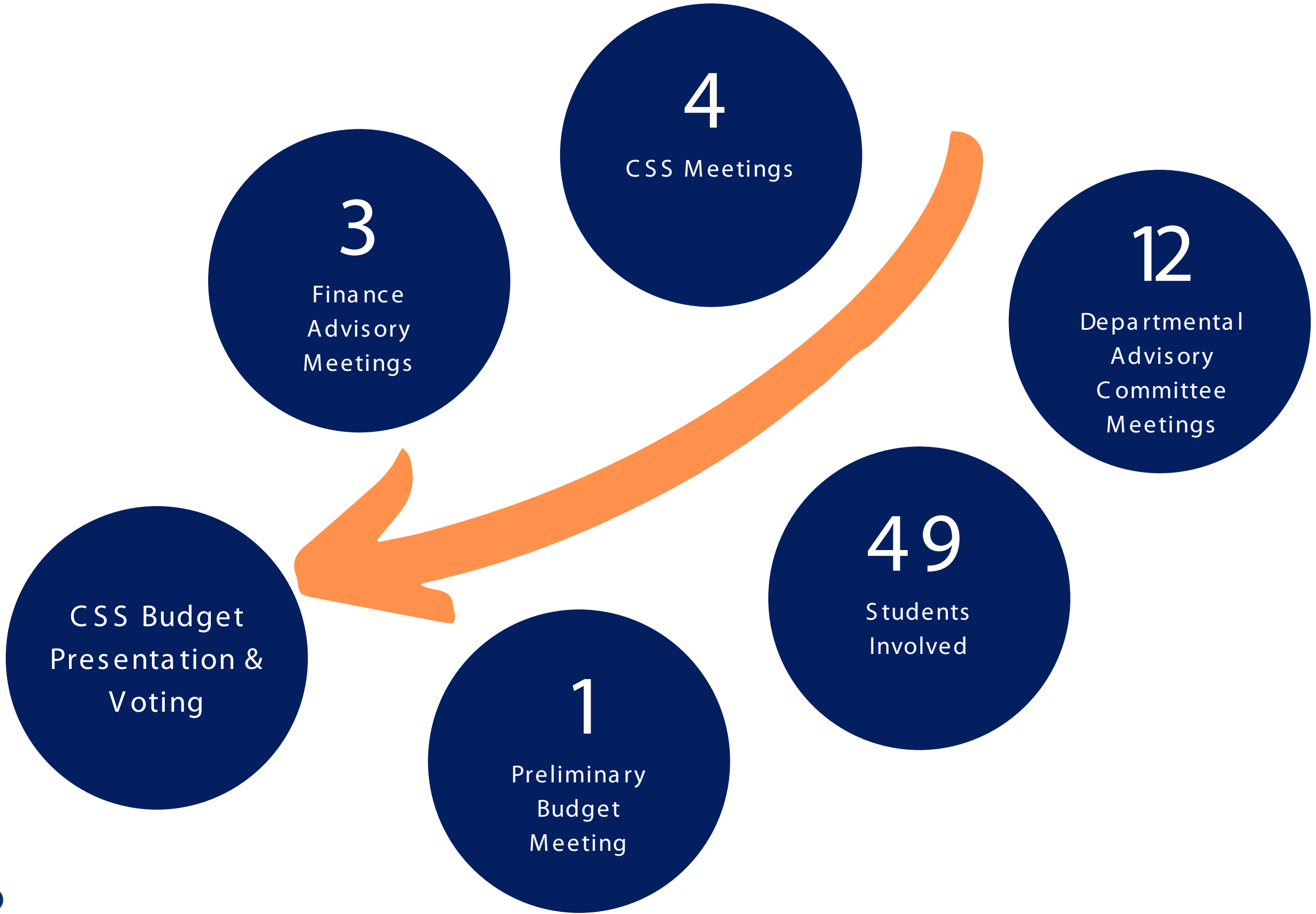
Supporting an Accessible, Inclusive and Safe community

Building a community of belonging for all students

Implementing Healthy Campus and Emphasis on Mental Health

Supporting Academic and Career Transition Success for All Students

A Robust Process governed by the Protocol



Proposed Increases

	2022-2023	2021-2022	Fee Increase (\$)	Fee Increase (%)	UTI	CPI	UTI + CPI
Health and Wellness Service Fee	\$79.35 per FT student \$15.87 per PT student	\$77.70 per FT student \$15.54 per PT student	\$1.65 \$0.33	2.12%	4.32%	2.50%	6.82%
Athletics and Recreation Fee	\$144.51 per FT student \$28.90 per PT student	\$147.29 per FT student \$29.46 per PT student	(\$2.78) (\$0.56)	-1.89%	5.83%	2.50%	8.33%
Career Services Fee	\$90.64 per FT student \$18.13 per PT student	\$89.12 per FT student \$17.82 per PT student	\$1.52 \$0.30	1.71%	4.30%	2.50%	6.80%
Academic Support Fee	\$53.45 per FT student \$10.69 per PT student	\$53.56 per FT student \$10.71 per PT student	(\$0.11) (\$0.02)	-0.21%	4.41%	2.50%	6.91%
Student Buildings Fee	\$32.42 per FT student 6.48 per PT student	\$34.62 per FT student 6.92 per PT student	(\$2.20) (\$0.44)	-6.35%	-6.07%	2.50%	-3.57%
Other Student Service Fee	\$20.35 per FT student 4.07 per PT student	\$20.22 per FT student 4.04 per PT student	\$0.13 \$0.03	0.64%	5.47%	2.50%	7.97%
Total Fees	\$420.72 per FT student \$84.14 per PT student	\$422.51 per FT student \$84.50 per PT student	(\$1.79) per FT (\$0.36) per PT	-0.42%	5.28%	2.50%	7.78%

Impact on University and Campus

- The Office of Student Experience & Well-being operating plan poses no risk to UTSC's operating budget or the university budget

