



FOR INFORMATION

PUBLIC

OPEN SESSION

TO: Committee on Academic Policy and Programs

SPONSOR: Dwayne Benjamin, Vice Provost, Strategic Enrolment Management
CONTACT INFO: dwayne.benjamin@utoronto.ca

PRESENTER 1: Angelique Saweczko, University Registrar
CONTACT INFO: a.saweczko@utoronto.ca

PRESENTER 2: Donna Wall, Director, Financial Aid & Awards
CONTACT INFO: donna.wall@utoronto.ca

DATE: January 27, 2022 for February 17, 2022

AGENDA ITEM: 5

ITEM IDENTIFICATION:

Vice-Provost, Strategic Enrolment Management: Annual Report on Student Financial Support, 2020-21

JURISDICTIONAL INFORMATION:

The Policy on Student Financial Support calls for an annual report to be submitted for information to the Committee.

GOVERNANCE PATH:

1. **Committee on Academic Policy and Programs [for information] (Feb. 17, 2022)**
2. Business Board [for information] (March 15, 2022)
3. Executive Committee [for information] (March 22, 2022)
4. Governing Council [for information] (March 31, 2022)

PREVIOUS ACTION TAKEN:

None.

HIGHLIGHTS:

The *Policy on Student Financial Support*, approved by the Governing Council in April 1998, calls for an annual report to provide information on need-based aid by academic division, OSAP

debt-load for students graduating from undergraduate direct-entry programs, and funding for graduate students in doctoral stream programs. The report has been expanded in recent years to provide a fuller picture of financial assistance offered to students at the U of T.

FINANCIAL IMPLICATIONS:

In 2020-21, the university spent \$ 248.9M in total student assistance. This robust student aid program ensures that the university remains accessible to students with financial need.

RECOMMENDATION:

For information.

DOCUMENTATION PROVIDED:

Annual Report on Student Financial Support, 2020-21

ABOVE AND BEYOND: ENSURING ACCESS TO A U OF T EDUCATION

2020-21 Annual Report on
Student Financial Support

Office of the Vice-Provost, Strategic
Enrolment Management



UNIVERSITY OF
TORONTO

CONTENTS

EXECUTIVE SUMMARY	3
1. BACKGROUND	4
2. STUDENT FINANCIAL SUPPORT DATA 2020-21	5
Total Support	6
Need-Based Support	8
Merit-Based Support	9
Other Student Financial Supports	9
3. ACCESS	15
OSAP	15
UTAPS Grants	21
Student Access Guarantee	21
Institutional Scholarships and Bursaries	22
4. APPENDICES	23
Appendix A: Doctoral-Stream Student Support by SGS Division	23
Appendix B: The Graduate Funding Fact Sheet	26

EXECUTIVE SUMMARY: 2020-21 ANNUAL REPORT ON STUDENT FINANCIAL SUPPORT

The 2020-21 Annual Report on Student Financial Support provides information on the financial supports paid to undergraduate and graduate students during the fiscal year 2021 (i.e., May 1, 2020 through April 30, 2021), unless stated otherwise.

TOTAL STUDENT SUPPORT

- In 2020-21, University of Toronto total student support was \$248.9M (Figure 1), this was an increase of \$8M, or 3.3%, over total student support in 2019-20 and about \$56M more than in 2015-16.
- Need-based support (i.e., University of Toronto Advanced Planning for Students (UTAPS) and divisional support) was \$89M.
- Merit-based support was \$137.2M to graduate student (Figures 1 and 3).

FINANCIAL SUPPORT FOR GRADUATE STUDENTS

- \$352.7M in financial support was provided to students in doctoral-stream programs. Supports include, but are not limited to, research stipends, University of Toronto Fellowships, as well as merit awards and bursaries (Figure 3). To fully understand the relationship between Total Student Support and Financial Support for Graduate Students refer to Figures 14 A and B.
- Graduate student support in 2020-21 was about \$27M more than in 2019-20, and \$56M more than in 2015-16.

ONTARIO STUDENT ASSISTANCE PROGRAM (OSAP)

- Total OSAP funding to U of T students increased from \$24M to \$360M in 2020-21. At the same time, the number of OSAP recipients declined from 54.2% to 51% of all students: Those who received funding received more.
- According to the Ministry of Colleges and Universities, in 2020-21, 43% of first year OSAP recipients in direct-entry programs were from families with incomes of \$50K or less (Figure 6). The University of Toronto supports a larger percentage of students from low-income families than all other Ontario universities.
- 43.9% of direct entry students graduated with OSAP debt. This is the lowest percentage of OSAP debt for this group since 2015-16 (Figure 7). OSAP repayable debt for direct entry graduates is about the same as it was in 2019-20 - about \$20,000.

UNIVERSITY OF TORONTO COVID-19 EMERGENCY GRANT

- The University of Toronto launched the University of Toronto COVID-19 Emergency Grant Program in March 2020. \$6.3M in grant funding was issued to about 5,400 students during fiscal year 2021 and is included in the Divisional Support totals presented in Figure 2. Since its inception, more than \$11M in COVID-19 Emergency Grants has been disbursed to more than 8,000 distinct students. The grant continues to be administered to students adversely affected by COVID-19.

1. BACKGROUND

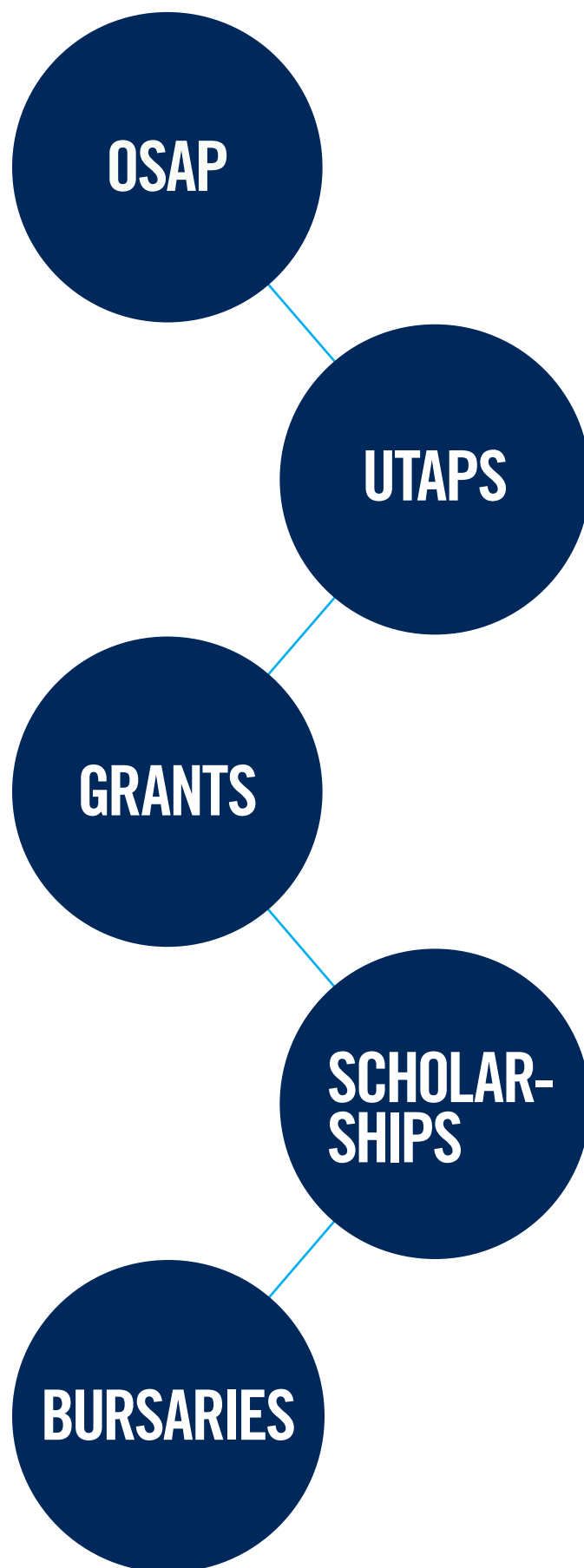
Undergraduate and graduate students at the University of Toronto have access to a wide range of financial supports through the university in addition to those available through government loan and grant programs like the Ontario Student Assistance Program (OSAP). Some are based on need, and others on measures of merit, such as academic achievement or leadership. There are supports for international and Canadian students as well as dedicated supports for students with disabilities. Many of these forms of aid do not have to be repaid.

Student support is funded by a mix of university operating dollars and donated funds; the latter may be used only in accordance with the terms of the donation.

In doctoral-stream programs, many graduate students are eligible to receive funding for up to five years of study and are eligible for various external awards (e.g., Tri-Agency, OGS/QEII-GSST) and University of Toronto completion awards in the years beyond. Many professional master's program students are eligible for bursaries funded by their program and/or have access to private loan assistance.

As required by the Governing Council policy, this annual report includes detailed information on financial support by academic division, OSAP debt-load for students graduating from undergraduate direct-entry programs, and funding for doctoral-stream students. In addition, this report attempts to provide a wider view of financial support and related issues relevant to the University of Toronto.

Unless otherwise noted, funding reported in this report is based on the University of Toronto's fiscal year (i.e., May 1, 2020 to April 30, 2021).




2. STUDENT FINANCIAL SUPPORT DATA 2020-21

For the purposes of this report, direct-entry undergraduate programs are programs of study into which a student may be admitted directly from high school. Second-entry undergraduate programs are programs of study that require a student to have some university preparation before admission to the program.



TOTAL SUPPORT

In 2020-21, the university provided **\$248.9M** in student support, up from \$241M in 2019-20, as defined for financial reporting purposes and reported in Schedule 4 of the university's 2020-21 financial statements. The major components of 2020-21 funding are provided in Figure 1.



DELANEY

MEETING THEIR NEEDS PROFILES OF UNIVERSITY OF TORONTO STUDENTS RECEIVING FINANCIAL AID

UTAPS ASSISTANCE FOR TUITION FOR HIGH DEMAND PROGRAMS

Delaney is a first year Applied Science and Engineering student studying Civil Engineering. She is single and living away from home during her studies.

As OSAP did not fully meet Delaney's needs, the University of Toronto provided her with a \$10,098 UTAPS grant. In addition, she received the Winkleman Scholarship valued at \$7,000, a Dean's Merit Award valued at \$5,000, the Cooper Admission Scholarship valued at \$5,616, and a \$5,000 admission scholarship.

Delaney's parent's income is \$25,295. She is one of five dependent children in the family, two of which are in postsecondary studies.

While she was in school, interest that accrued on Delaney's OSAP loans was paid by government.

\$15,780
TUITION & FEES

\$7,949
OSAP GRANTS

\$10,098
UTAPS GRANT

\$22,616
UOFT
SCHOLARSHIP

PLUS
\$4,651
OSAP LOANS

NET
TUITION
\$-24,883

Net Tuition: After subtracting **non-repayable grants** and scholarships, Delaney's tuition and fees expense effectively was reduced to \$0, and \$24,883 was left to be applied to other expenses.

AFRIDEE

MEETING THEIR NEEDS PROFILES OF UNIVERSITY OF TORONTO STUDENTS RECEIVING FINANCIAL AID

UTAPS ASSISTANCE FOR TUITION FOR REGULAR FEE PROGRAMS

Afridee is a second year Bachelor of Science – Nursing student. As OSAP did not fully meet Afridee's needs, the University of Toronto provided him with a \$3,600 UTAPS grant.

Afridee is married. He and his spouse have a combined income of \$136,000 and have no dependent children. Even at that level of income, Afridee qualified for loan funding through OSAP.

While he is in school, interest that accrued on Afridee's OSAP loan was paid by government.

\$10,052
TUITION & FEES

\$3,600
UTAPS GRANT

PLUS
\$14,700
OSAP LOANS

NET
TUITION
\$6,452

Net Tuition: After subtracting **non-repayable grants**, Afridee's tuition and fees expense effectively was reduced to \$6,452, or 64% of the published fee.

NEED-BASED SUPPORT

The university provided \$89M in need-based student support: \$29M through the University of Toronto Advanced Planning for Students (UTAPS) and \$59.8M divisional support. Of the need-based aid provided, about 69% went to students in undergraduate programs. Graduate students received about 31%.

FIGURE 2: UNIVERSITY OF TORONTO FUNDING BY ACADEMIC DIVISION TOTAL = \$95.9M

The table shows funding (i.e., undergraduate and graduate) by academic division for 2020-21.

	OSAP (A)	UTAPS (B)	Divisional Support (C)	Work Study (D)	Total University Funding (B+C+D)
Applied Science and Engineering	\$24,911,495	\$6,073,546	\$3,283,222	\$311,366	\$9,668,134
Architecture, Landscape and Design	\$5,708,764	\$126,897	\$538,850	\$502,893	\$1,168,640
Arts & Science, St. George	\$94,312,407	\$7,135,197	\$14,979,074	\$2,674,823	\$24,789,094
Dentistry	\$8,513,727	\$70,359	\$822,763	\$2,505	\$895,627
Information Studies	\$4,106,850	\$83,399	\$734,659	\$348,686	\$1,166,744
Kinesiology and Physical Education	\$4,429,418	\$174,027	\$448,100	\$14,428	\$636,555
Law	\$6,979,426	\$735,964	\$4,473,118	\$26,118	\$5,235,200
Management	\$4,289,840	\$3,873	\$9,862,756	\$27,541	\$9,894,170
Medicine	\$32,538,010	\$997,671	\$12,920,240	\$205,729	\$14,123,640
Music	\$3,149,590	\$138,484	\$712,529	\$170,658	\$1,021,671
Nursing	\$6,964,822	\$148,845	\$822,150	\$13,221	\$984,216
OISE/UT	\$15,544,674	\$272,278	\$3,080,482	\$426,463	\$3,779,223
Pharmacy	\$13,242,892	\$20,424	\$1,395,847	\$33,239	\$1,449,510
Dalla Lana - Public Health	\$2,845,150	\$59,108	\$504,274	\$55,016	\$621,398
Social Work	\$3,510,455	\$6,741	\$863,438	\$119,807	\$989,986
University of Toronto, Mississauga	\$62,570,172	\$5,621,433	\$2,060,545	\$817,037	\$8,499,015
University of Toronto, Scarborough	\$66,780,514	\$7,301,486	\$2,337,837	\$1,309,656	\$10,948,979
2020-21 Total	\$360,398,206	\$28,969,732	\$59,839,884	\$7,059,186	\$95,871,802
2019-20 Total (for comparison)	\$336,402,890	\$35,627,429	\$70,236,811	\$8,427,838	\$114,292,078

Notes:

- OSAP consists of federal and provincial repayable and non-repayable funding.
- UTAPS consists of \$26.9M from operating and \$2M from endowed and expendable accounts.
- Divisional support includes undergraduate and graduate need-based and merit-based awards provided by the academic divisions and institutionally funded emergency aid administered by Enrolment Services.

- Work Study includes institutional and divisional contributions to wages and employment benefits.
- Work Study is no longer a need-based program. It is included in Figure 2 for historic reasons.
- Faculty of Forestry amounts are included in Faculty of Architecture, Landscape and Design amounts to reflect the restructuring of the faculty as a graduate unit under the jurisdiction of the Faculty of Architecture, Landscape and Design in FY 2020.

UNIVERSITY OF TORONTO COVID-19 EMERGENCY GRANTS

In March 2020, the University of Toronto created COVID-19 Emergency Grants to help University of Toronto students navigate the financial pressures brought on by the unexpected and unprecedented challenges created by COVID-19. Grant expenditures, which are reflected in Divisional Support amounts in Figure 2 of this report, are comprised of targeted COVID-19 related grants available through several academic divisions and centrally through Enrolment Services and the School of Graduate Studies.

These non-repayable COVID-19 grants assisted students who needed immediate short-term financial relief to help offset unexpected expenses that they were incurring because of COVID-19. Students continue to receive these grants in the 2021-22 academic year. The grants are open to domestic and international students studying at the undergraduate and graduate levels.

Expenditures in fiscal year 2021 were \$6.3M awarded to about 5,400 students. Since its inception, more than \$11M in expenditures were awarded to more than 8,000 distinct students. Almost 60% of these expenditures have been to domestic students.

The University of Toronto COVID-19 Emergency Grants have no impact on OSAP or other government student aid funding a student may receive. It is provided in addition to government funded student aid.

MERIT-BASED SUPPORT

In 2020-21, \$137.2M in merit-based awards was provided to University of Toronto students. Undergraduate students received \$52.3M and graduate students received the remaining \$84.9M, including \$55.3M in University of Toronto Fellowships. Undergraduate merit-based support included the National and Arbor Scholarships, the University of Toronto Scholarships, the Lester B. Pearson International Admissions Scholarship, the President's Scholars of Excellence Program, and the Connaught Scholarships for graduate students.

OTHER STUDENT FINANCIAL SUPPORTS

DIVISIONAL AWARDS

Many students qualify for merit and need-based awards through their academic divisions. These awards are based on the division's assessment of the student's individual circumstances. In 2020-21, divisions provided almost \$60M in funding to students. About 56% of the funding was issued to undergraduates. Graduate students received the remainder.

WORK STUDY

The University of Toronto Work Study program, implemented in 2012-13, is open to undergraduate and graduate students studying on a full time or part time basis and international undergraduate and graduate students studying on a full time basis. Work Study students do not have to demonstrate financial need, though in 2020-21 about half were OSAP recipients.

Rethinking undergraduate education is one of three priorities identified by University of Toronto President Meric Gertler in *Three Priorities: A Discussion Paper* (2015). The three priorities highlight a focus on experience-based learning and facilitating the transition from study to work. The experiential learning opportunities provided through Work Study do both.

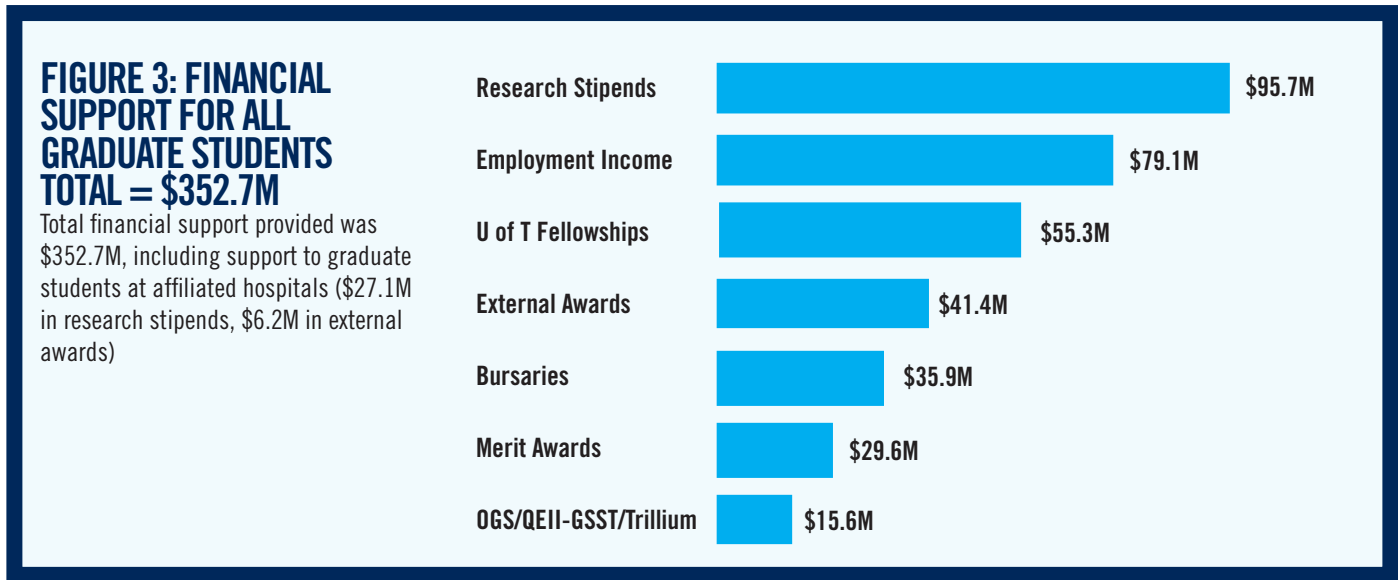
Seventy percent of wages in the Work Study program are funded using institutional funds and 30% by the hiring units. Further, employers are permitted to use their Personal Expense Reimbursement Allowance (PERA) funds to cover the hiring unit contribution to student wages.

For 2020-21, about 4,800 Work Study positions were available and about 3,600 students were hired. There are many reasons why the number of positions available differs from the number of students hired. Employers' plans may change; in other cases, employers are unable to find a student with the skill set to match the position or there are no applications.

DOCTORAL-STREAM STUDENT SUPPORT FOR DOMESTIC AND INTERNATIONAL STUDENTS

The University of Toronto is committed to the financial support of domestic and international graduate students in doctoral stream programs. While the duration of the commitment varies among the graduate units, one year of master's study and four years of PhD study are most common. Funding packages for eligible students are arranged by faculties/graduate units, and may consist of some combination of University of Toronto Fellowships, faculty or departmental grants, scholarships or bursaries, employment income, research stipends, and external awards. Across units, base funding ranges from \$17,000 - \$32,000 for PhD students plus academic tuition and incidental fees, however actual incomes can be considerably higher, as there are often opportunities for additional awards, research stipends, and employment income. For information about how funding works for students in professional graduate programs, visit <https://www.sgs.utoronto.ca/awards-funding/how-funding-works-professional-programs>.

Students in doctoral-stream programs may receive funding provided as stipends from their supervisors' research grants. They may also may receive funding as Teaching Assistants, Graduate Assistants, and Research Assistants. Some students in



doctoral-stream programs may also receive funding from the federal government through SSHRC, CIHR and NSERC grants, as well as provincial, corporate, and foundation grants. International students may receive funding through the Connaught International Scholarships for Doctoral Students. Though some assistance provided to students in doctoral-stream programs is included in Figure 2, a significant amount of funding (i.e. employment income) is provided/earned in addition to the funding packages.

The total amount of funding received by students in doctoral-stream programs in 2020–21 was: \$352.7M, up 8.4% from 2019–20 levels. This includes \$27.1M in research stipends and \$6.2M in external awards provided to University of Toronto students conducting research in hospitals affiliated with the university.

The major components of the \$352.7M in doctoral-stream student funding are shown in Figure 3. Further details on doctoral-stream student support, including funding to students broken out by School of Graduate Studies (SGS) division and by academic division, are included in Appendix A. Information is also available online. Appendix B contains the Graduate Student Funding Fact Sheet.

To further enhance the funding available to graduate students, in 2011 the Provost’s PhD Enhancement Fund was established as a special matching program to support divisional fundraising campaigns. A \$6M one-time-only pool of funding was created to match endowed donations on a 1:1 basis. Available funds were allocated to each division on the basis of the number of PhD students in a division. At April 30, 2021 endowed donations and matching through the Provost’s PhD Enhancement Fund resulted in total endowments of \$19.7M .

**SUPPORT FOR STUDENTS STUDYING ON A PART-TIME BASIS
Noah Meltz Student Assistance Program for Part-Time Undergraduate Students**

Implemented in 1998, the Meltz Bursary provides non-repayable assistance to undergraduate students studying on a part-time basis, as defined by OSAP (i.e., taking less than 60 percent of a full course load). Qualifying students receive bursary funding to cover tuition and fees for up to three courses over an academic year (i.e., two courses in fall/winter and one course in summer) as well as books, transportation and childcare.

In 2020–21, single students with a gross annual income of less than \$32,100 qualified for a Meltz Bursary.

In 2020–21, about \$203,000 was disbursed to about 145 students. In addition to receiving Meltz funding, qualifying students with documented disabilities may apply for up to \$2,000 in disability-related supports and services (e.g., note takers, specialized software) through the Province of Ontario’s Bursary for Students with Disabilities (BSWD). In 2020–21, there were 100 University of Toronto students with disabilities who received Meltz and BSWD funding. Payments to these students totaled about \$219,000.

SUPPORT FOR STUDENTS WITH DISABILITIES

In 2020–21, University of Toronto students with disabilities received about \$1.1M in disability-related supports and services through OSAP. In addition, the University of Toronto provides funding for students with disabilities through the Alternate Grant and the School of Graduate Studies’ Accessibility Grant. Combined, grant expenditures were about \$101,000 to 53 students.

Through the Alternate Grant, eligible students received financial assistance for disability-related support costs in excess of the maximum disability-related funding available through a student's province or territory. For example, Ontario students with disabilities may require an Alternate Grant if their support costs exceed the maximum disability support funding available through OSAP (i.e., \$22,000).

Graduate students can use the Accessibility Grant to help with significant educational costs not covered by other funding available to the student, the graduate unit, the province of Ontario, or federal agencies. The grant assists with accommodations necessary to meet unexpected needs arising from the particular demands of the graduate program.

The Alternate Grant is available to undergraduate and graduate students with the exception of students in the Faculty of Law, Rotman School of Management, and the Temerty Faculty of Medicine because these faculties administer their own financial aid programs.

SUPPORT FOR CROWN WARDS

Introduced in 2013-14, the University of Toronto Crown Ward Grant provides eligible students with non-repayable funding of up to 50% of tuition, to a maximum of \$3,000 per year. To be eligible, a student must be registered in a direct-entry program, be receiving OSAP, and have self-identified on their OSAP application as being a Crown ward, former Crown ward or that they are in receipt of the Government of Ontario's Extended Care and Maintenance Allowance. Prior to 2020-21, students who received the grant received similar funding from the Government of Ontario to cover the remaining 50% of tuition costs, to a maximum of \$3,000. Combined, Crown wards could receive grant funding to cover 100% of their tuition costs, to a maximum of \$6,000 per year. Starting in 2020-21, as part of OSAP restructuring, Ontario's crown ward grant was folded into the Ontario Student Grant. The University of Toronto continued to provide its Crown Ward Grant and expanded the program to provide eligible students with grant funding equal to 100% of their tuition costs, to a maximum of the tuition charged in the first year of a Faculty Arts and Science regular fee program. Program expenditures were about \$87,000.

SUPPORT FOR INDIGENOUS STUDENTS

The University of Toronto provides a wide range of financial supports to Indigenous students. Through First Nations House, undergraduate and graduate Indigenous students can learn about and access these supports. Currently, the university has total endowments dedicated to Indigenous students of about \$11M. In 2020-21, about \$790,000 in Indigenous funding was issued to 225 undergraduate and graduate students.

SUPPORT FOR INTERNATIONAL STUDENTS

A key priority for the University of Toronto is to continue to attract top international students from around the world. International students are defined as students who are not Canadian citizens, permanent residents or protected persons, and who are in Canada on a study permit or other visa.

In 2020-21, the university provided \$46M¹ in merit and need-based grants (exclusive of University of Toronto graduate fellowships) to about 6,600 undergraduate and graduate international students, as set out in Figures 4A and 4B of this report. About 83% of this funding was merit based. These expenditures are 42% higher than in 2019-20 when they were \$32.5M.

Included in the reported expenditures is about \$2.6M directed to international students attending the University of Toronto as part of the MasterCard Foundation Scholars Program. The University of Toronto and MasterCard Foundation program, implemented in 2013-14, provides full scholarships to talented yet financially disadvantaged University of Toronto students who are residents and citizens of a Sub-Saharan African country. The scholarship value is equivalent to the cost of attaining a Bachelor's degree, including travel, tuition, textbooks, housing, food and living expenses. Scholarship recipients also receive financial, academic, social, and post-graduation support to help them gain the experiences and skills needed to succeed. In 2020-21, there were 40 MasterCard Scholars Program participants at the University of Toronto. The final year students were admitted to the program was 2017-18.

In 2007 the University of Toronto International Admissions Scholarship was implemented. The award is based on merit and need, and recognizes a small number of exceptional international direct-entry applicants. Recipients receive full financial support throughout their undergraduate studies.

Starting 2017-18, the University of Toronto International Admissions Scholarship was replaced by the Lester B. Pearson International Scholarship. The Pearson Scholarship program is intended to attract and support the best and brightest international students in order to allow them to pursue an undergraduate degree in a first-entry program at the University of Toronto. Pearson Scholars receive a scholarship valued at about \$69,000 per year, depending on the student's program of study. Scholars also have access to enrichment opportunities. In 2020-21, program expenditures were \$9.3M.

¹ In 2020-21, the query used to report international support was reviewed and updated to ensure all international supports were reflected in the report.

In 2020–21, the International Scholars Program was launched to provide need-based support to international applicants to direct-entry programs. Expenditures were \$11.6M and are included in the divisional support amounts in Figure 2 as well as Figure 4B. Expenditures are expected to grow to \$73M in 2023–24.

It is important to note that in order to qualify for a Canadian study permit, all international students must demonstrate to Immigration, Refugees and Citizenship Canada that they have the resources necessary to fund their studies. There are, however, emergencies that arise where a student's resources are inadequate – changes in family circumstances, currency restrictions, disasters in the home country. Through an application process, the university assists current international undergraduate and

graduate students with such financial hardships. In 2020–21, expenditures were about \$171,000 compared with \$527,000 in 2019–20. The shift from in-person to online learning and the availability of the University of COVID-19 Emergency Grants impacted international student demand for emergency funding.

FIGURE 4A: NEED-BASED FINANCIAL SUPPORT FOR INTERNATIONAL STUDENTS

The table shows total need-based financial support (i.e., undergraduate and graduate) by academic division to international students in 2020–21.

	Total Need-Based Funding	Number of Awards	Number of Recipients
Applied Science & Engineering	\$513,831	185	173
Architecture, Landscape, and Design	\$64,383	70	66
Arts and Science, St. George	\$2,834,961	1,825	1,602
Dentistry	\$3,000	3	3
Information Studies	\$49,442	34	27
Kinesiology and Physical Education	\$67,874	12	10
Law	\$24,003	6	5
Management	\$3,292,212	691	377
Medicine	\$140,476	28	22
Music	\$44,727	22	20
Nursing	\$100,202	14	9
OISE/UT	\$77,183	31	21
Pharmacy	\$10,775	5	4
Dalla Lana Public Health	\$98,920	19	16
Social Work	\$32,425	16	11
University of Toronto Mississauga	\$109,071	109	106
University of Toronto Scarborough	\$326,624	166	142
2020-21 Total	\$7,790,108	3,236	2,614


Note:

1. Faculty of Forestry amounts are included in Architecture, Landscape and Design amounts to reflect the restructuring of the faculty.

FIGURE 4B: MERIT-BASED FINANCIAL SUPPORT FOR INTERNATIONAL STUDENTS

The table shows total merit-based financial support (i.e., undergraduate and graduate) by academic division to international students in 2020-21.

	Total Merit-Based Funding	Number of Awards	Number of Recipients
Applied Science & Engineering	\$6,301,040	554	439
Architecture, Landscape, and Design	\$604,025	70	52
Arts and Science, St. George	\$19,117,103	3,052	2,067
Dentistry	\$35,829	6	3
Information Studies	\$293,602	12	10
Kinesiology and Physical Education	\$150,113	10	6
Law	\$149,866	20	13
Management	\$951,878	87	80
Medicine	\$464,395	86	75
Music	\$508,264	63	53
Nursing	\$35,969	10	8
OISE/UT	\$161,474	20	18
Pharmacy	\$42,800	0	0
Dalla Lana Public Health	\$86,292	14	11
Social Work	\$55,582	10	8
University of Toronto Mississauga	\$3,155,379	538	472
University of Toronto Scarborough	\$6,164,360	781	637
2020-21 Total	\$38,277,970	5,333	3,952



ANCA

MEETING THEIR NEEDS PROFILES OF UNIVERSITY OF TORONTO STUDENTS RECEIVING FINANCIAL AID

OSAP AND GRANT SUPPORT

Anca is a third year Bachelor of Arts student specializing in Computer Science. Both of their parents are deceased.

As OSAP did not fully meet their needs, the University of Toronto provided Anca with a \$4,560 UTAPS grant.

While they were in school, interest that accrued on Anca's OSAP loan was paid by government.

\$12,835
TUITION & FEES

\$5,712
OSAP GRANTS

\$4,560
UTAPS GRANT

PLUS
\$8,793
OSAP LOANS

NET
TUITION
\$2,563

Net Tuition: After subtracting **non-repayable grants**, Anca's tuition and fees expense effectively was reduced to \$2,563, or 20% of the published fee.

RONAN

MEETING THEIR NEEDS PROFILES OF UNIVERSITY OF TORONTO STUDENTS RECEIVING FINANCIAL AID

OSAP AND GRANT SUPPORT

Ronan is a first year Honours Bachelor of Science student at the University of Toronto, Scarborough campus. He is specializing in Computer Science, Mathematics, and Statistics. Ronan is a single, dependent black student who is living at home during his studies.

His parents' income is \$59,000 and he is one of three dependent children in the family and the only one enrolled in postsecondary studies. Ronan received OSAP grant funding to help him with his education costs. He also received a University of Toronto Scholarship valued at \$7,500 and the Winkelman Admission Scholarship valued at \$7,000.

\$11,442
TUITION & FEES

\$5,712
UTAPS GRANT

\$14,500
UOFT
SCHOLARSHIP

NET
TUITION
\$-8,770

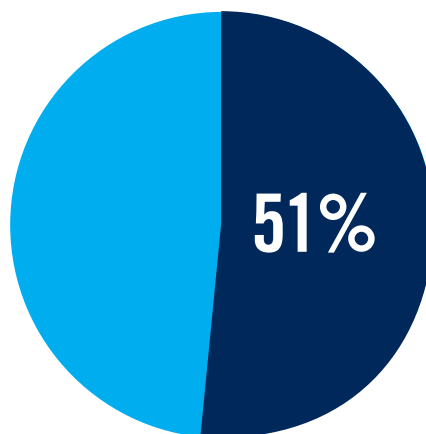
Net Tuition: After subtracting **non-repayable grants and scholarships**, Ronan's tuition and fees expense effectively was reduced to \$0, and \$8,770 was left to be applied to other expenses.

3. ACCESS

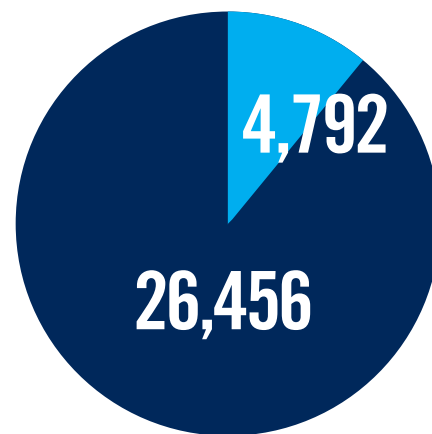
To provide a more complete picture of students' financial position, a variety of indicators are provided below.

2020-21 OSAP PARTICIPATION RATES — FULL-TIME, DOMESTIC HEADCOUNT

OSAP RECIPIENTS AS A PERCENTAGE OF FULL-TIME DOMESTIC HEADCOUNT:



31,248 students, or 51% of students across all divisions, received OSAP in 2020-21

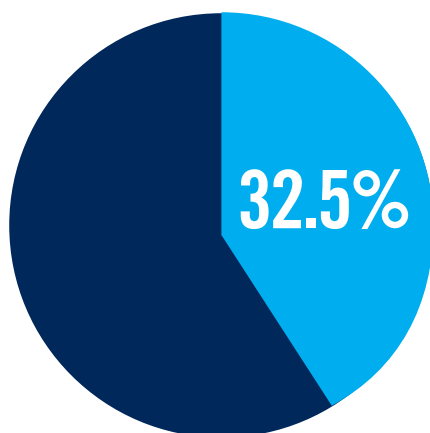


26,456 OSAP recipients registered in undergraduate programs

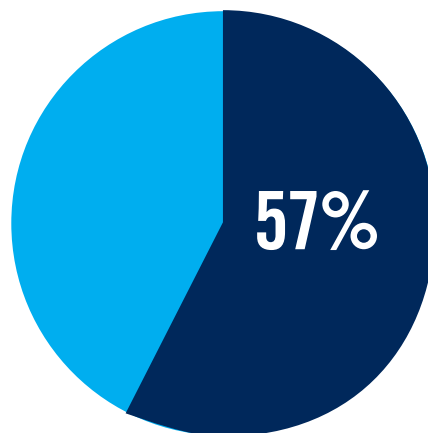
4,792 OSAP recipients registered in graduate programs

OSAP RECIPIENTS AS A PERCENTAGE OF GRADUATE FULL-TIME DOMESTIC HEADCOUNT:

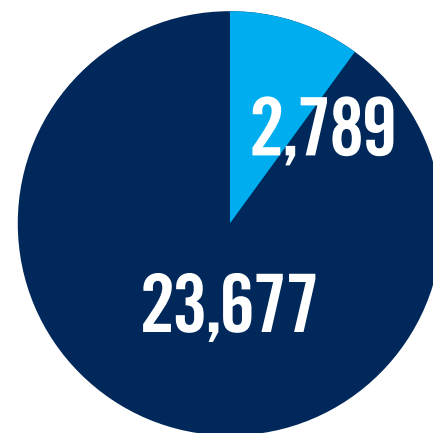
OSAP RECIPIENTS AS A PERCENTAGE OF UNDERGRADUATE FULL-TIME DOMESTIC HEADCOUNT:



26,456 students or 32.5% of all graduate students, received OSAP in 2020-21



26,456 students, or 57% of all undergraduates, received OSAP in 2020-21



23,677 OSAP recipients registered in direct-entry undergraduate programs

2,789 OSAP recipients registered in second-entry undergraduate programs

OSAP RECIPIENTS

There were about 31,000 OSAP recipients at the university in 2020–21, about 1,700 fewer than in 2019–20. On average, these students received an OSAP funding package of about \$11,500, up almost \$1,250 from 2019–20. 82% of OSAP funding was provided to students in undergraduate programs. Students in graduate programs received the remainder.

2020–21 was the second consecutive year that the number of OSAP recipients at the University of Toronto decreased. The reason for the decline can be attributed to provincial policy decisions that directly impacted the calculation of financial need, and therefore the number of students who qualified for funding.

In 2018, the provincial government made changes to the OSAP need assessment that were implemented for the 2019–20 academic year and carried through in 2020–21. These changes increased the contributions students and their families were expected to make toward education costs. The student contribution increased from \$3,000 to \$3,600 for all students. Parental contributions were adjusted so that parents were expected to start contributing to their child’s postsecondary education costs at lower income levels and were expected to contribute a higher proportion of their income.

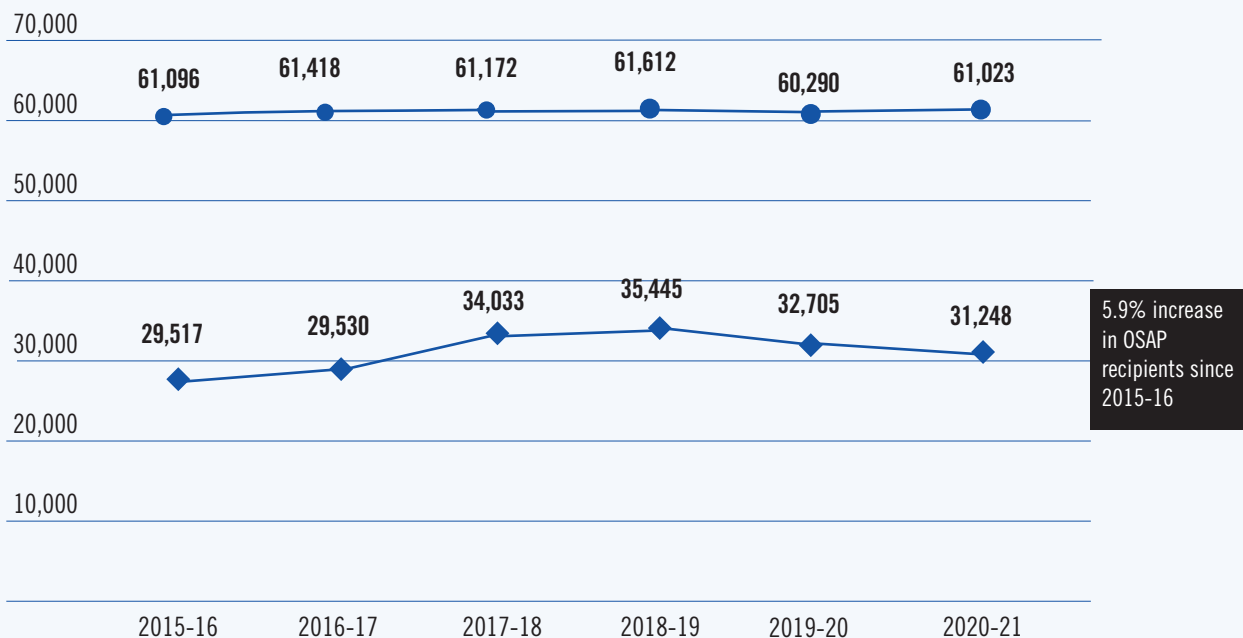
Overall, these changes meant that students and their families were expected to contribute more towards the costs of postsecondary studies under the Ontario portion of OSAP need assessment.

At the same time, tuition was reduced by 10%. In addition, the federal government in April 2020 announced a series of measures to assist postsecondary students with the economic impact of COVID–19. Included in these measures was the doubling of Canada Study Grants for both full-time and part-time student aid recipients, removing expected student and spousal contributions from the federal need assessment, and increasing the maximum weekly amount of federal student aid funding available from \$210/week of study to \$350/week of study.

The combination of reduced costs and increased resources meant that students were assessed to have less financial need, according to OSAP and fewer students qualified for OSAP. Since UTAPS is driven by the OSAP need assessment, UTAPS spending was reduced. For this reason, the University of Toronto is actively exploring UTAPS program design that will uncouple the University of Toronto need assessment from the OSAP need assessment.

FIGURE 5: OSAP RECIPIENTS VS. FULL-TIME DOMESTIC HEADCOUNT

This chart shows the number of OSAP recipients at the University of Toronto from 2015–16 to 2020–21 relative to the Full-time Domestic Headcount.





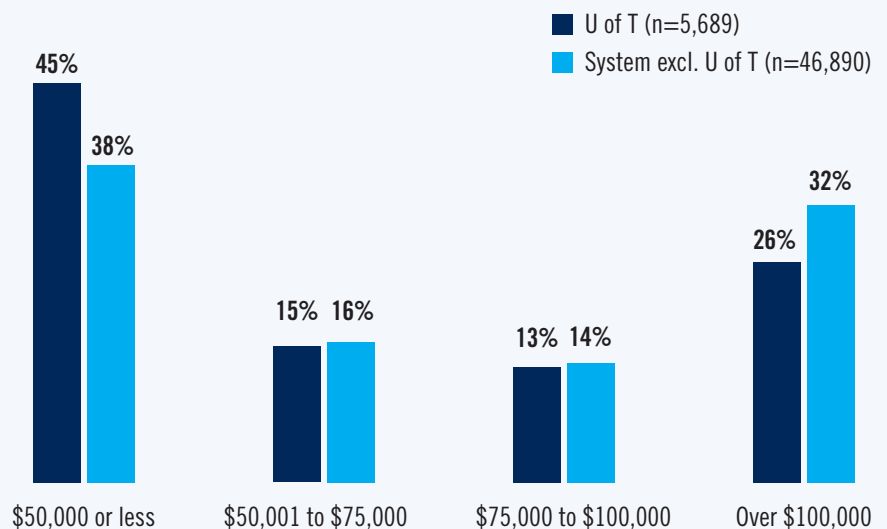
PARENTAL INCOME INFORMATION OF OSAP RECIPIENTS

The University of Toronto enrolls and supports a higher proportion of students from lower income families than the rest of Ontario universities. Figure 6 shows that in 2020–21, 45% of first year University of Toronto OSAP recipients in direct-entry programs were from families with parental incomes of \$50,000 or less, compared to the Ontario average of 38%.

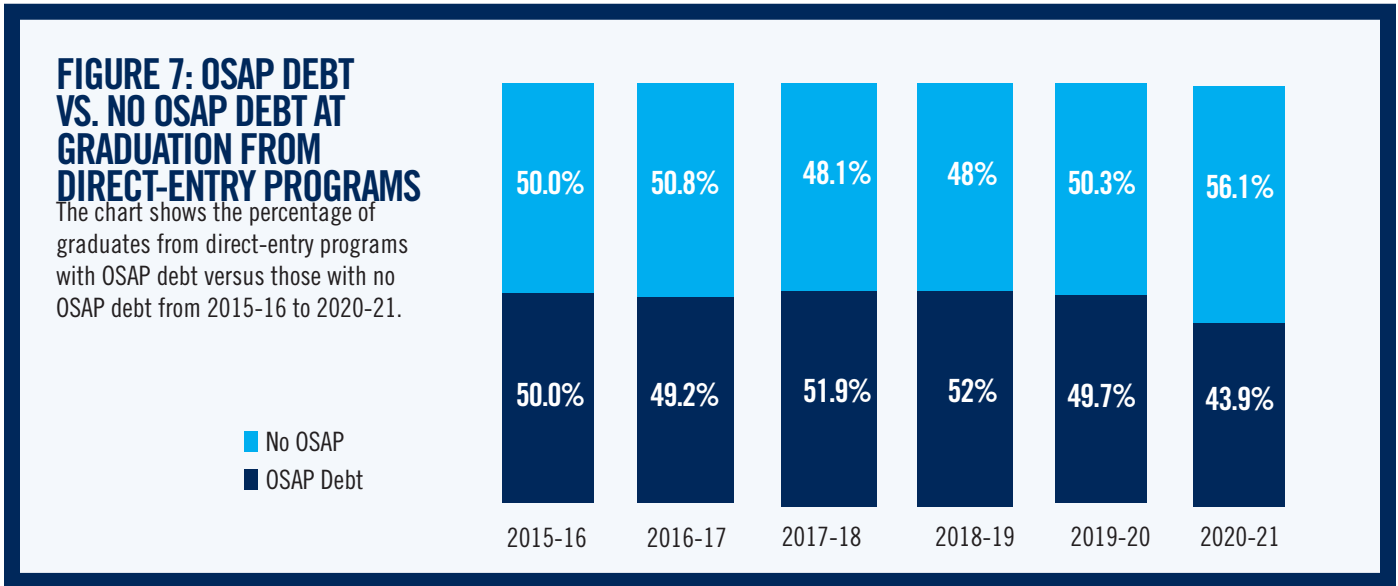
FIGURE 6: PARENTAL INCOME OF FIRST-YEAR OSAP RECIPIENTS IN DIRECT-ENTRY PROGRAMS

The chart shows the distribution of parental income of first-year University of Toronto OSAP recipients in direct-entry programs (2020–21) compared to first-year students at all other Ontario universities. Note: System excludes the University of Toronto.

Source: Ministry of Colleges and Universities

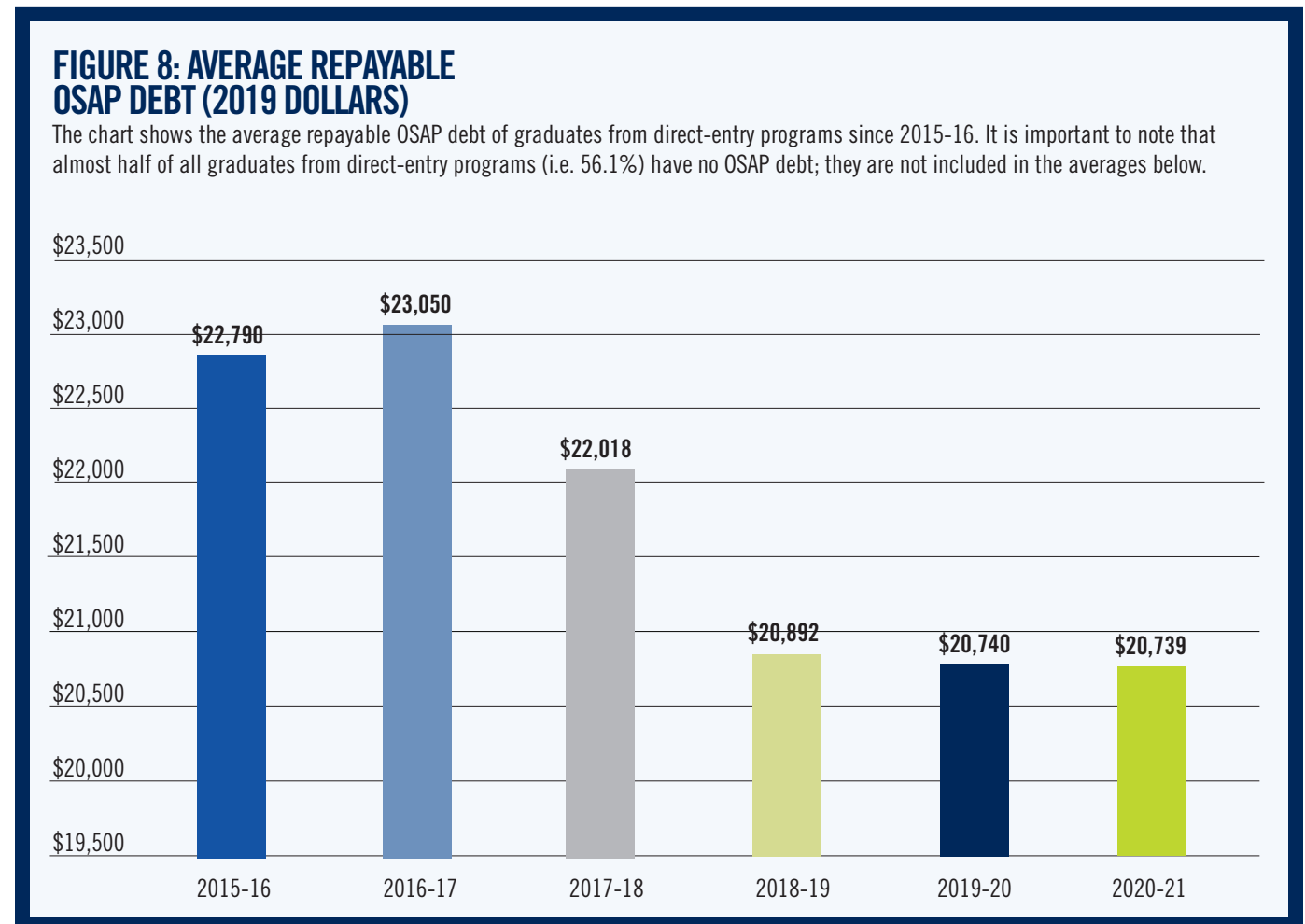


OSAP DEBT



There was a 5.8 percentage point decrease in the proportion of students with OSAP debt graduating from direct entry programs in 2020-21 when compared to 2019-20. The average OSAP

debt in 2020-21 was \$20,739 the lowest average debt amount over the last five years.

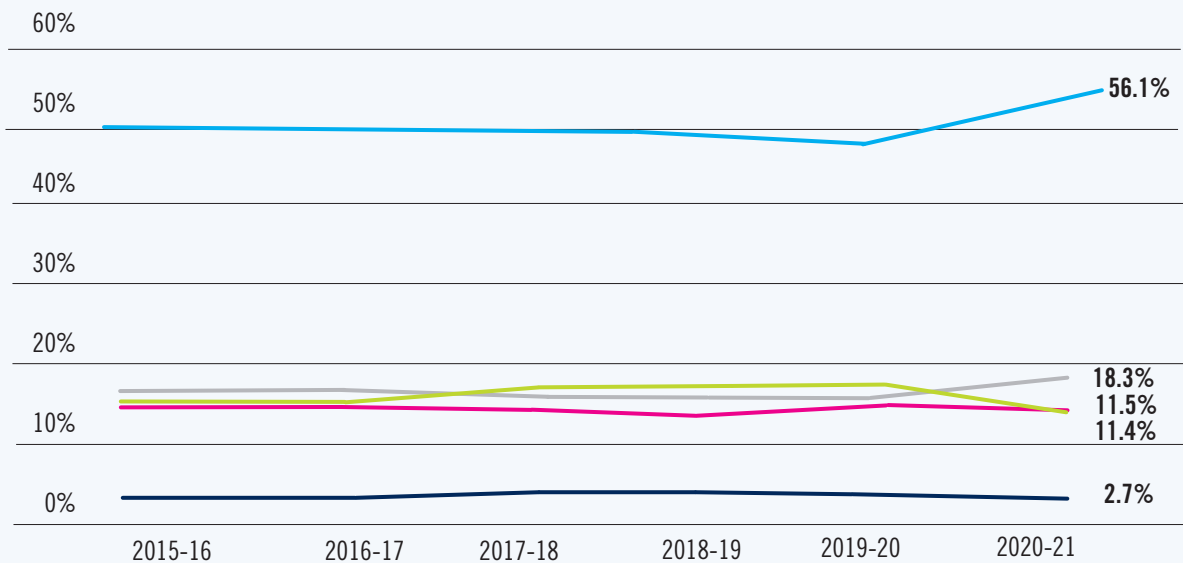


From 2015-16 to 2020-21, the distribution of student debt shifted away from the highest debt levels because of changes to the mix of loans and grants available to students. Targeted programs such as the former Ontario Access Grant, the Ontario Tuition Grant, the Ontario Student Grant, and the Canada Student Grants, displaced loan funding. In addition, the Ontario Student Opportunity Grant (OSOG), implemented in the late 1990s, helped control the amount of OSAP debt incurred by students. OSOG limited a student’s annual repayable OSAP debt by replacing debt with a non-repayable grant. In 2015-16, students in two terms of study (e.g., September through April) had their annual repayable debt limited to \$7,400, and \$11,100 for three terms of study. In 2016-17, those limits were increased to \$7,500 and \$11,250 respectively. In 2017-18, the maximum amount of annual repayable debt increased to \$10,000. In 2018-19, the Province of Ontario discontinued its OSOG program but continued to limit annual repayable debt to \$10,000.

FIGURE 9: DISTRIBUTION OF OSAP DEBT

The chart shows the percentage of graduates from direct-entry programs who graduated with OSAP debt within various ranges from 2015-16 to 2020-21. In 2020-21, about half of all students graduating from direct-entry programs graduated with no OSAP debt.

- \$0
- \$1 - \$15,000
- \$15,001 - \$25,000
- \$25,001 - \$35,000
- > \$35,000



OSAP DEFAULT RATES

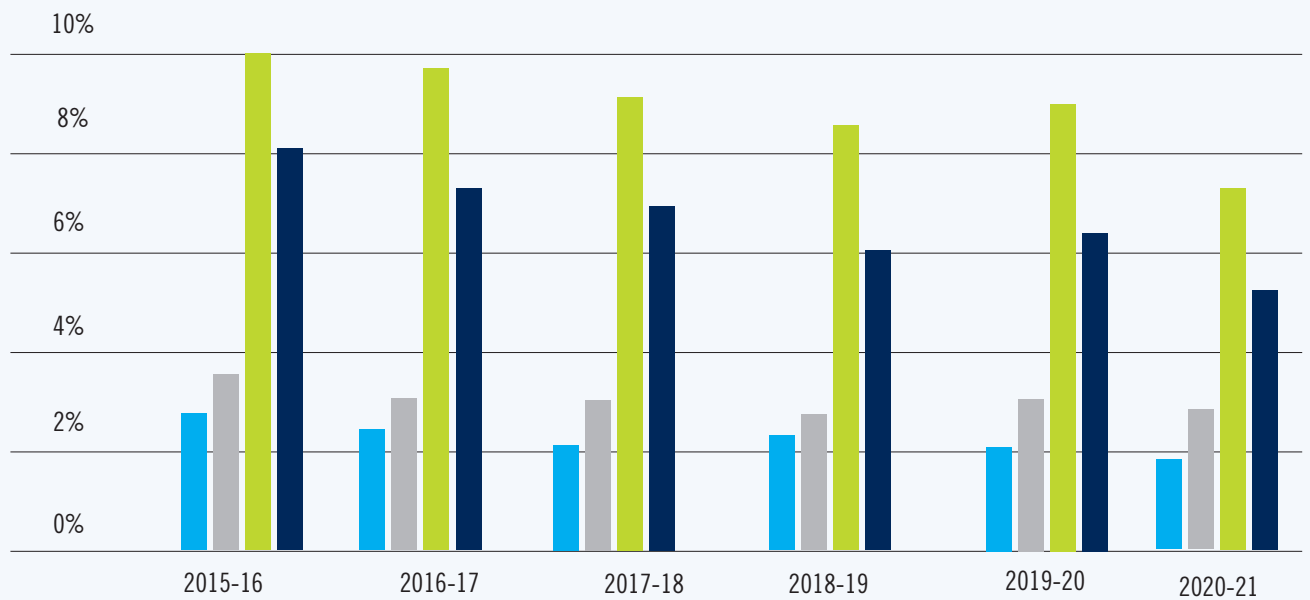
The 2020 University of Toronto default rate improved slightly to 1.8%, down from 1.9% in 2019. The 2020 rate was lower than the university sector (2.7%) and Ontario's postsecondary sector (5.2%).

FIGURE 10: OSAP DEFAULT RATES

The chart shows the University of Toronto's OSAP default rates relative to the OSAP default rates of Ontario universities (including the University of Toronto), Ontario colleges of applied arts and technology, and the Ontario postsecondary sector (i.e., Ontario universities, colleges, and Private Career Colleges).

Source: Ministry of Colleges and Universities

- U of T
- Universities
- Colleges
- Sector



TUITION FRAMEWORK, STUDENT ACCESS GUARANTEE, AND UTAPS

The Province of Ontario sets out the amount by which Ontario postsecondary institutions may raise tuition fees through its Tuition Framework.

Institutions who adhere to Ontario's Tuition Framework are permitted to increase tuition on an annual basis provided they offset the difference between certain costs recognized in the OSAP need assessment (i.e., tuition and fees, books/supplies/equipment) and the actual costs incurred by students.

The gap that is created by the difference in recognized costs and actual costs must be funded by the postsecondary institution if it is adhering to the Ontario Tuition Framework. This is the Student Access Guarantee (SAG). SAG sets out that the gap in costs must be funded automatically for students in direct-entry programs. In addition, institutions must fund at least 20% of the gap in costs for students in second-entry programs. Institutions have the discretion to fund gaps related to other costs (e.g., living costs).

UTAPS is a University of Toronto grant program that funds the unmet need of OSAP and other Canadian government-funded student aid recipients. Unmet need is the difference between the maximum amount of OSAP funding that is available and a student's actual costs. UTAPS consists of funding to meet the SAG requirement (for OSAP recipients only) plus institutionally-funded grants that combined cover a student's unmet need.

Note: In Summer 2021, the Province of Ontario announced a new Tuition Framework and amended Student Access Guarantee.

UTAPS expenditures in 2020-21 were \$29M. Of this amount, 98%, or about \$28.5M was issued to OSAP recipients (i.e., Ontario residents). The remaining 2% was issued to students from other Canadian provinces and territories. More than 12,000 University of Toronto students received UTAPS grants averaging \$2,255. 95%, or about 27.5M, of the UTAPS funding went to undergraduate students. The remaining 5%, or \$1.4M, was issued to graduate students in doctoral-stream programs.

Graduate students in professional masters programs are not considered for UTAPS. Starting July 1, 2016, the university transitioned students in professional master's programs away from UTAPS to divisionally-based supports. At the same time, the Scotiabank line of credit program was expanded to include all professional master's programs.

BOUNDLESS PROMISE PROGRAM AND UTAPS

The Boundless Promise Program (BPP) was created by the University of Toronto in 2011 to, among other things, significantly increase the amount of student financial aid available at the University of Toronto. Through the program, the interest income of donations of \$25,000 or more is matched by the university in support of undergraduate needs-based awards.

To date, BPP has created 393 awards. When fully realized, the almost \$32.5M endowment, along with the University of Toronto's matching (UTAPS), will produce approximately \$2.5M annually in support for undergraduate students.



INSTITUTIONAL SCHOLARSHIPS AND BURSARIES

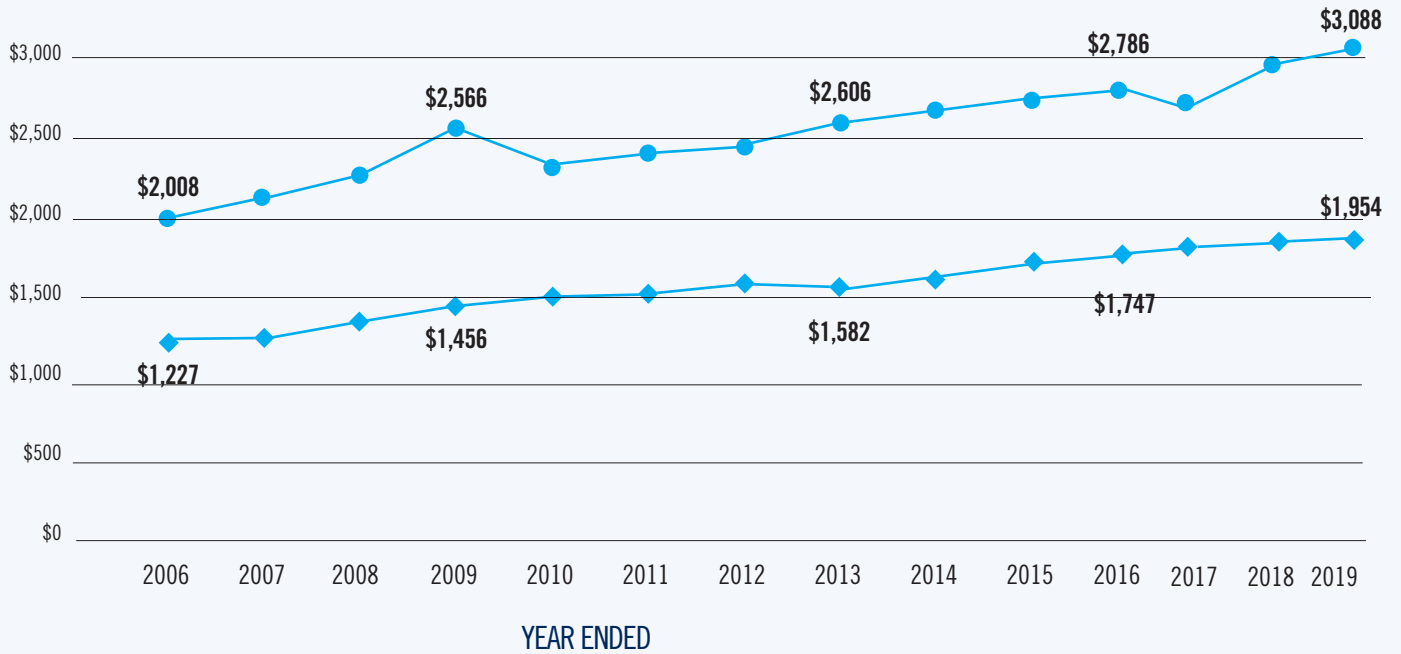
Figure 16 shows the most recent Scholarships and Bursaries per Student FTE for the University of Toronto available, relative to other Ontario universities. The university’s undergraduate and graduate expenditures per student substantially exceed those of the system as a whole, estimated to be 58% higher in 2018-19. The drop in 2009-10 reflects constraints on discretionary scholarships spending as a result of the 2008 economic downturn. This, however, did not affect the University’s ability to meet student need through UTAPS.

FIGURE 11: SCHOLARSHIPS AND BURSARIES PER STUDENT FTE

The chart indicates the scholarships and bursaries per student FTE compared to the other Ontario universities.

Source: Compendium of Statistical and Financial Information – Ontario Universities (for the years 1998-99 through 2018-19)

● Toronto
◆ System (excluding Toronto)



APPENDIX A: DOCTORAL- STREAM STUDENT SUPPORT BY SGS DIVISION

The University of Toronto Policy on Student Financial Support calls for reporting of doctoral-stream student support, broken out by SGS academic divisions.

FIGURE 12: GRADUATE STUDENT FINANCIAL SUPPORT BY SGS DIVISION (2020-21)

The chart below shows the breakdown of graduate student support by SGS Division for 2020-21. In total, \$352.7M was provided, including support to graduate students at affiliated hospitals (\$27.1M in research stipends, \$6.2M in external awards)

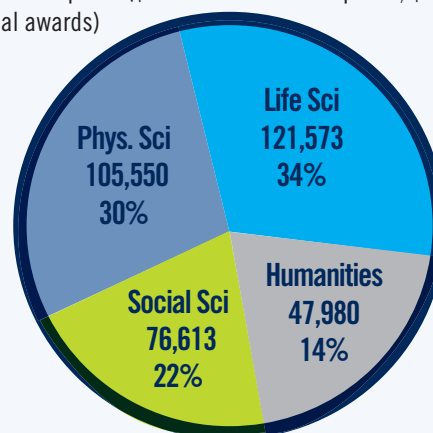


FIGURE 12A: GRADUATE STUDENT FINANCIAL SUPPORT BY SGS DIVISION (\$000s) (2020-21)

	2019-20				2020-21			
	Award Income	Employment Income	Research Stipend	All Income	Award Income	Employment Income	Research Stipend	All Income
Humanities	26,896	13,986	1,371	42,253	31,205	15,564	1,210	47,980
Social Sci	50,412	27,283	3,659	81,354	42,989	29,078	4,546	76,613
Phys Sci	41,223	19,198	39,657	100,078	45,020	20,225	41,305	105,550
Life Sci	43,093	13,359	45,177	101,629	58,628	14,260	48,685	121,573
Total	\$161,624	\$73,826	\$89,864	\$325,314	\$177,843	\$79,127	\$95,746	\$352,716

**FIGURE 12B: GRADUATE STUDENT FINANCIAL SUPPORT BY ACADEMIC DIVISION (\$000s)
(INCL. AFFILIATED HOSPITALS)**

	2019-20				2020-21			
	Award Income	Employment Income	Research Stipend	All Income	Award Income	Employment Income	Research Stipend	All Income
A&S	71,330	39,339	20,262	130,931	81,599	43,837	21,150	146,586
UTSC	2,238	1,132	642	4,012	2,308	1,177	734	4,219
UTM	649	547	4	1,199	760	535	36	1,331
DENT	630	304	402	1,336	660	203	517	1,380
MED	25,463	2,974	36,599	65,036	20,013	3,155	12,704	35,871
DLSPH	5,427	2,591	1,886	9,904	13,574	2,867	28,889	45,330
NURS	647	542	102	1,291	863	608	131	1,602
PHRM	1,113	405	1,536	3,053	1,066	280	1,479	2,825
KPE	1,651	929	373	2,953	1,488	978	276	2,742
APSE	19,226	8,455	26,193	53,875	20,753	8,676	27,326	56,755
ARCH	2,284	1,573	380	4,237	2,273	1,703	263	4,240
OISE	8,704	8,459	447	17,611	9,073	8,334	775	18,182
LAW	1,181	142	10	1,333	1,052	78	18	1,148
INFO	2,201	3,153	227	5,580	2,237	3,015	481	5,733
MUS	4,226	1,343	47	5,616	3,744	1,266	108	5,118
SWK	2,371	345	629	3,345	2,497	289	648	3,434
MGT	12,283	1,594	124	14,001	13,884	2,124	213	16,221
Total	\$161,624	\$73,826	\$89,864	\$325,314	\$177,843	\$79,127	\$95,746	\$352,717

FIGURE 13: ARTS & SCIENCE GRADUATE STUDENT SUPPORT BY SGS DIVISION (\$000s)

	2019-20				2020-21			
	Award Income	Employment Income	Research Stipend	All Income	Award Income	Employment Income	Research Stipend	All Income
Humanities	23,434	12,367	1,305	37,107	26,200	14,021	1,052	15,100
Social Sci	19,597	12,013	2,033	33,643	20,252	13,576	2,300	15,896
Phys Sci	19,299	9,939	12,927	42,165	22,004	10,712	13,343	24,078
Life Sci	9,000	5,019	3,997	18,016	13,143	5,526	4,454	9,994
Total	\$71,330	\$39,339	\$20,262	\$130,931	\$81,599	\$43,837	\$21,150	\$65,068

STUDENT ASSISTANCE AND DOCTORAL-STREAM STUDENT SUPPORT: UNDERSTANDING THE RELATIONSHIP

There are two broad categories of student financial support described in this report: the amount reported as student assistance in the financial statements and doctoral-stream student support. These amounts are neither additive nor mutually exclusive. Rather, there is a partial overlap in the way these two figures are reported. As mentioned above, doctoral-stream students receive funding as TAs, GAs and RAs; however, in the financial statements these funds are reported as salaries and benefits. Figures 14A and 14B below illustrate the relationship between the \$248.9M reported as student assistance and the \$352.7M in total funding received by doctoral-stream students.

Notes:

(1) Internal Employment Income of \$110.2M from Figure 14A is comprised of Internal Employment Income of \$79.1M and \$31.1M in Research Stipends from Operating. Employment Income of \$79.1M in Figure 12B consists of Internal Employment Income only.

FIGURE 14A: GRADUATE STUDENT SUPPORT TOTAL = \$352.7M

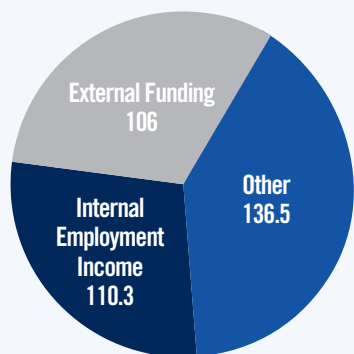
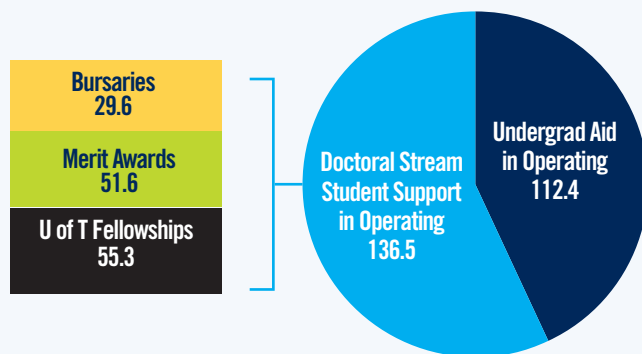


FIGURE 14B: STUDENT AID IN OPERATING TOTAL = \$248.9M



APPENDIX B: GRADUATE STUDENT FUNDING FACTSHEET

Doctoral-stream programs at the University of Toronto offer a range of financial supports to graduate students to offset the cost of their graduate education. For those students receiving funding, the amount and type of support can vary across programs. Decisions about the availability, composition, sources and annual amount of graduate funding over the course of a student's program are made primarily at the faculty and graduate unit levels. Information about Base Funding amounts by Faculty and PhD average, gross, and net income data is updated annually on the SGS Website (<https://www.sgs.utoronto.ca/awards-funding/how-funding-works-research-stream/>).

WHO IS ELIGIBLE FOR FUNDING?

Students accepted into most research-stream Master's and PhD programs will receive funding from their graduate unit -- in other words, from their department and/or Faculty. Funding typically covers one year of master's study and four to five years of doctoral study, but varies by individual program. PhD funding data is available on the SGS website and provides information on Base Funding -- which is the graduate unit's funding commitment -- and the average Actual Income received by full-time, active graduate students in their respective programs (<https://www.sgs.utoronto.ca/about/explore-our-data/>).

Variation in both Base Funding and Actual Incomes is related to faculty and graduate unit decisions as well as the composition and sources of funding. Faculties and graduate unit decisions take many things into account, including student recruitment, faculty research foci, program enrolment and resources, and time to degree completion.

WHAT IS BASE FUNDING?

Faculties and graduate units determine Base Funding amounts for doctoral stream graduate programs and the number of years that students will be eligible. In addition to the base amount, all eligible students receive the cost of academic tuition and fees. Base Funding amounts and the composition of funding sources, e.g., research stipends, awards, fellowships and employment income such as Teaching or Research Assistants (TAs and RAs), vary among graduate units. For example, in the Faculty of Arts and Science, Base Funding ranges across programs from \$18,000 to \$25,750 per year for eligible students in 2020-2120 (plus the cost of tuition and fees). In graduate units where a partial funding package is offered (e.g. 0.5), this is normally reflected in both the base amount and tuition.

WHAT IS "AVERAGE ACTUAL INCOME"?

Students often have the opportunity to gain additional income through research stipends, internal and external fellowships, RA employment income and TA-ships. Therefore, the average Actual Income of students in a program is typically higher than the Base Funding amount in that program. Actual Income data is available on the SGS website (<http://sgs.utoronto.ca/about/explore-our-data/phd-funding-data>) and searchable by cohort, SGS division, faculty and department. The Actual Income data includes only those funds that are recorded through the University information systems; some external income (e.g. government scholarships or sponsorships) may not be recorded in these systems and therefore is excluded from the data.

THE ROLE OF EMPLOYMENT INCOME IN FUNDING

In many disciplines, teaching assistant or research assistant work is considered to be an essential component of graduate students' training and professional development. However, there are limits on the amount of income that can be counted toward a student's Base Funding package. Through the 2018 Collective Agreement with CUPE 3902, Unit 1 this limit has been set at an amount of \$8200. In some faculties, limits are also placed on research assistant work; the Faculty of Arts & Science, for instance, specifies 75 hours of RA work per year. Some students choose to take on additional TA or RA work, SGS encourages graduate coordinators to discuss with students the potential impact of this additional work on their progress through their academic programs.

ANNUAL FUNDING LETTERS

Through the 2018 Collective Agreement with CUPE 3902, Unit 1, the University agreed that every student in the funded cohort who is a bargaining unit employee will receive a funding letter from their graduate unit annually between August 15th and September 30th of each academic year. If a student in the funded cohort becomes a bargaining unit employee after September 30th of that academic year, the graduate unit will provide a funding letter no later than 30 calendar days after the start of their appointment.

While the commitment in the Collective Agreement only applies to members of CUPE 3902, Unit 1, the School of Graduate Studies nevertheless encourages graduate units to provide the same funding information (amount, composition and disbursement schedule) to all of their graduate students who are in the funded cohort through an annual funding letter. To further improve funding transparency, SGS recommends that graduate units also inform students about their respective funding policies so that students understand the terms and conditions under which their funding is provided.

RESOLVING ISSUES

There is often some confusion about the roles of different groups in the graduate student experience. Graduate students have several groups that represent their interests.

1. The **University of Toronto Graduate Students' Union** and the School of Graduate Studies have created a Funding Complaint Process (<https://www.sgs.utoronto.ca/awards-funding/funding-complaint-process/>) so graduate students can bring forward complaints about their individual funding packages. This process was implemented in 2016-2017 and covers all graduate students.
2. **CUPE 3902 Unit 1** represents students in their role as Teaching Assistants through a collective agreement with the University. Approximately 55% of research-stream graduate students were TAs in 2020-2120.
3. **USW 1998 (Appointed)** represents students in their role as hourly Research Assistants through a collective agreement with the University. Approximately 63% of research-stream graduate students were RAs in 2020-2120.
4. The **University Ombudsperson** provides an impartial and confidential service to help any member of the university community who has been unable to resolve concerns about their treatment by University authorities through other channels.