



FOR INFORMATION

PUBLIC

OPEN SESSION

TO: UTM Academic Affairs Committee

SPONSOR: Professor Amrita Daniere, Vice-Principal, Academic & Dean
CONTACT INFO: 905-828-3719, vpdean.utm@utoronto.ca

PRESENTER: Lisa Devereaux, Manager, Academic Integrity & Affairs
CONTACT INFO: lisa.devereaux@utoronto.ca

DATE: April 26, 2021 for May 3, 2021

AGENDA ITEM: 6

ITEM IDENTIFICATION:

Annual Report (2019-20): Academic Integrity, Office of the Dean

JURISDICTIONAL INFORMATION:

Under section 5.7 of its terms of reference, the Academic Affairs Committee receives reports from its subcommittee on academic appeals.

GOVERNANCE PATH:

- 1. UTM Academic Affairs Committee [For Information] (May 3, 2021)**

PREVIOUS ACTION TAKEN:

The annual report was provided for information to the Academic Affairs Committee on May 4, 2020.

HIGHLIGHTS:

The Office of the Dean manages all allegations of academic misconduct with the goal of bringing a resolution to each case. We provide support to academic departments, faculty, staff and students. We also work closely with various departments, including the Office of the Registrar, Campus Police, and Student Affairs.

This report covers the period from September 1, 2019 to August 31, 2020. The report highlights the number of cases that are resolved at the Departmental, Divisional and Tribunal levels. The statistics provide information related to the number of cases per academic year, the number of cases within each department, the number of offences by year of study, and the number of offences by offence type. The numbers include cases that have been resolved with sanctions and

those that have been dismissed. Given the volume of cases that came through in the 2019-20 academic year, the numbers also include cases that are pending resolution, as of April 9, 2021.

FINANCIAL IMPLICATIONS:

There are no financial implications.

RECOMMENDATION:

For information.

DOCUMENTATION PROVIDED:

Annual Report (2019-20): Academic Integrity, Office of the Dean

Annual Report to the Academic Affairs Committee

September 1, 2019 – August 31, 2020

Academic Integrity and Discipline, Office of the Dean, University of Toronto Mississauga

The Office of the Dean handles all allegations of academic offence cases at the University of Toronto Mississauga (UTM). As members of our esteemed community, students are expected to adhere to the *Code of Behaviour on Academic Matters* (Code). In fact, we all have an obligation to maintain the standards of academic integrity.

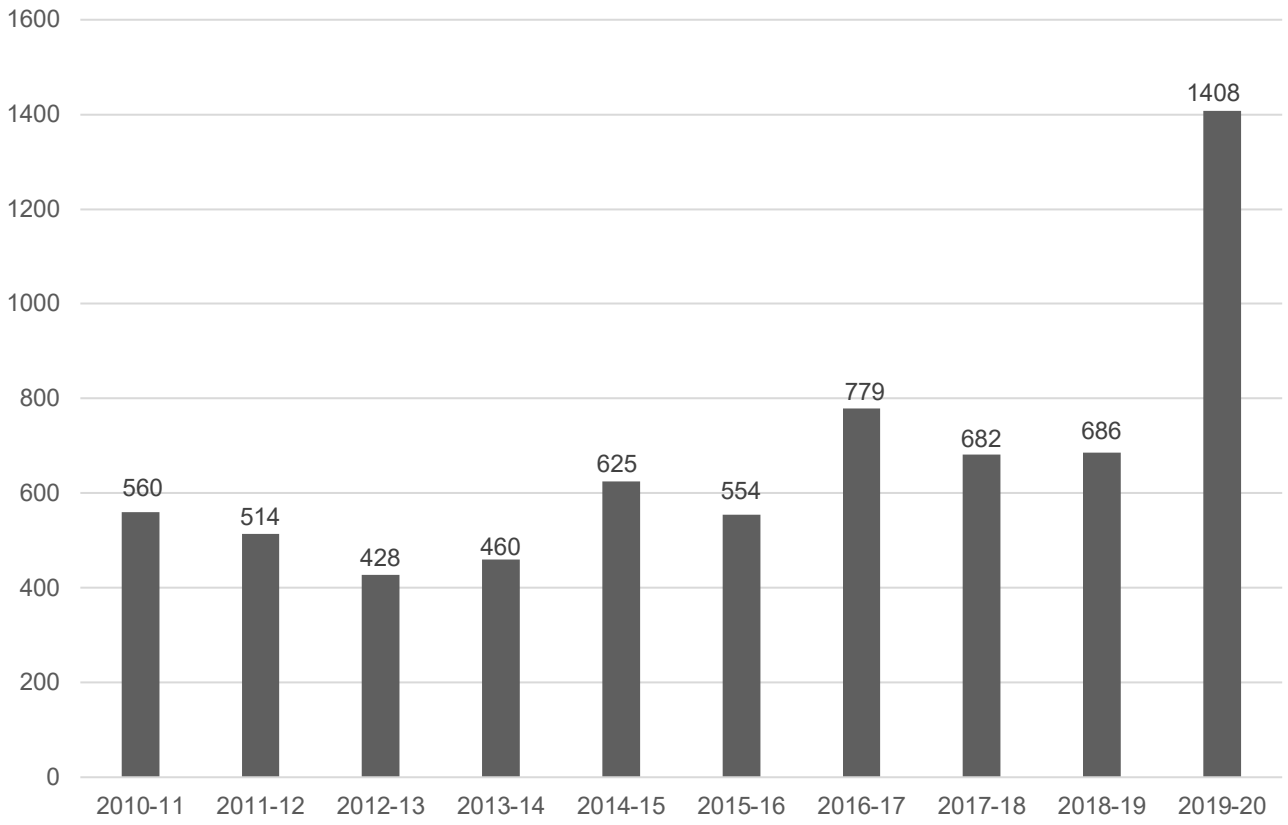
In the Dean's Office, our primary roles are to:

- Educate faculty, staff and students on issues related to academic integrity;
- Act as a resource to provide more information about the process; and
- Handle all allegations of academic misconduct in accordance with the Code.

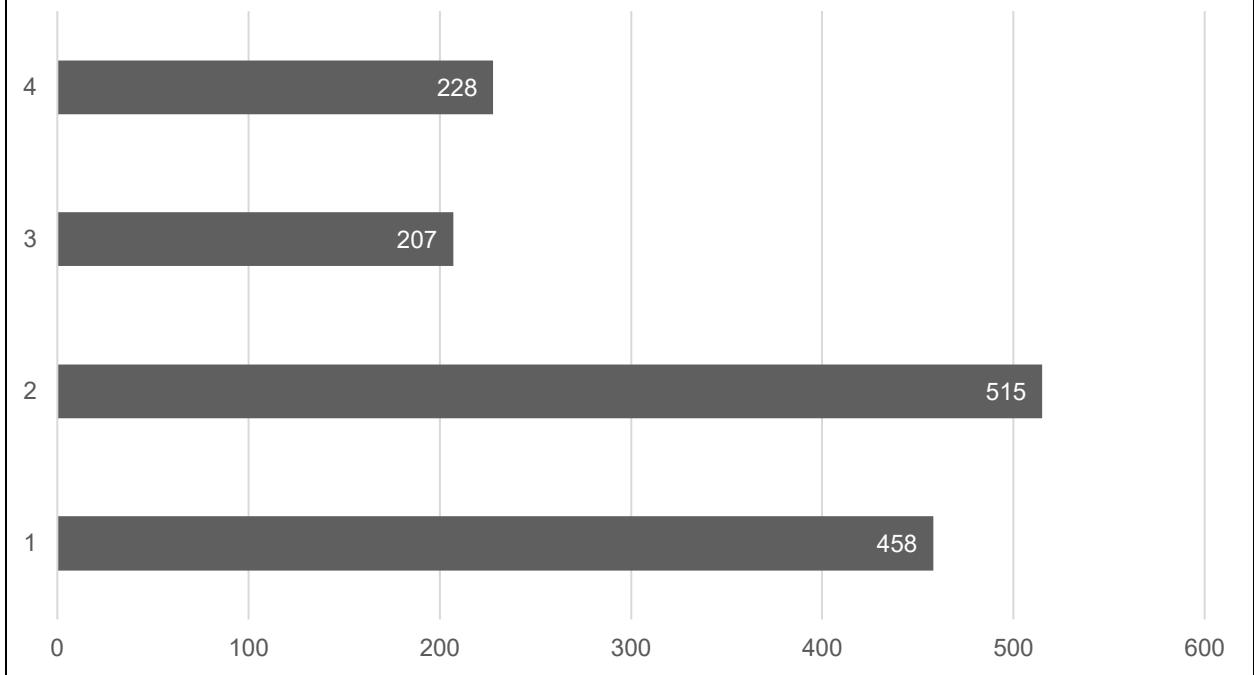
On our website we have useful resources and information related to academic integrity and importance. We encourage everyone to explore the ways in which we can collectively create a positive learning environment that emphasizes the value of academic integrity to all members of our community.

The Office of the Dean is responsible for ensuring that all allegations of academic offence case files brought forward by Department Chairs and Directors are complete, which includes all evidentiary documents. We have four Dean's Designates who represent the Dean and Vice Dean. They review each of their cases thoroughly before meeting with the student involved and then determine the appropriate resolution.

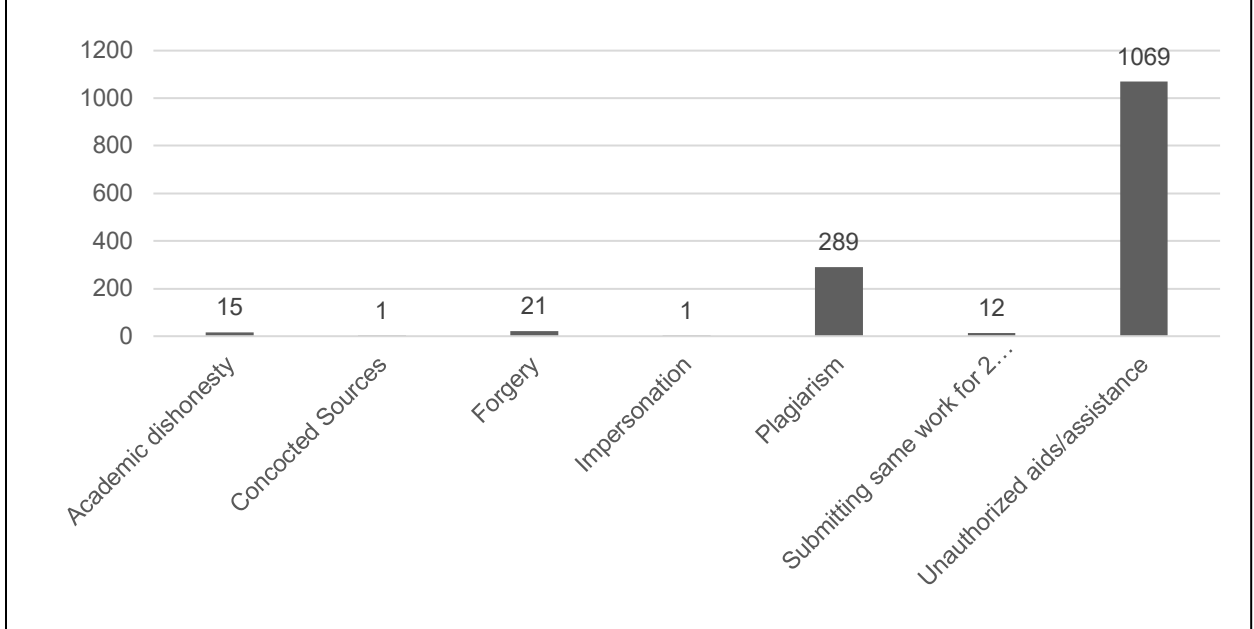
Number of Cases by Academic Year (Sept 2019 - Aug 2020)

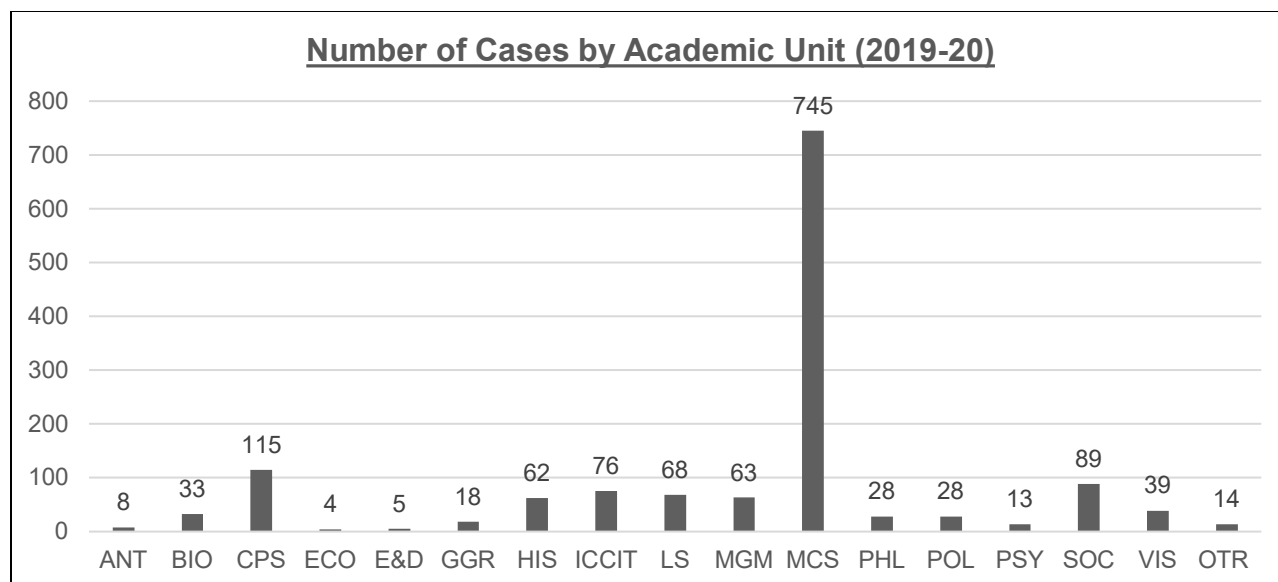


Number of Cases by Year of Study (2019-20)



Number of Cases by Type of Offence (2019-20)





The table below presents the FCE and the number of AI cases per department for 2019-2020 academic year. Last column presents the number of FCE per AI case¹.

Department	FCE	AI Case Count	FCE/AI Case ²
Department of Anthropology	3966	8	495.8
Department of Biology	4869.75	33	147.6
Department of Chemical and Physical Sciences	3506	115	30.5
Department of Economics	4880.5	4	1220.1
Department of English and Drama	1850	5	370
Department of Geography, Geomatics & Environment	3785	18	210.3
Department of Historical Studies	3201.5	62	51.6
Institute of Communication, Culture, Information and Technology	4769	76	62.8
Department of Language Studies	4576	68	67.3
Department of Management	4390.5	13	347.7
Department of Mathematics & Computational Sciences	11989	745	16.1
Department of Philosophy	2268	28	81
Department of Political Science	3481.5	28	124.3
Department of Psychology	4520.5	13	347.7
Department of Sociology	5208	89	58.5
Department of Visual Studies	1233.5	39	31.6
Total	68494.75	1394	49.1

¹ This table does not include 14 cases from the Office of the Registrar

² FCE count per AI case. For example, FCE per AI case for MCS is 16.1, meaning that there is, on average, one AI case reported for every 16.1 FCE.