



**FOR INFORMATION**

**PUBLIC**

**OPEN SESSION**

**TO:** Governing Council

**SPONSOR:** Professor Micah Stickel, Acting Vice-Provost, Students

**CONTACT INFO:** [vp.students@utoronto.ca](mailto:vp.students@utoronto.ca)

**PRESENTER:** Dwayne Benjamin, Provostial Advisor, Recruitment, Enrolment, and Educational Space & Technology

**CONTACT INFO:** [dwayne.benjamin@utoronto.ca](mailto:dwayne.benjamin@utoronto.ca)

**DATE:** March 30, 2021 for April 6, 2021

**AGENDA ITEM:** 3(a)

**ITEM IDENTIFICATION:**

Vice-Provost, Students: Annual Report on Student Financial Support, 2019-20

**JURISDICTIONAL INFORMATION:**

The Policy on Student Financial Support calls for an annual report to be submitted for information to the Committee.

**GOVERNANCE PATH:**

1. Business Board [for information] (March 17, 2021)
2. Executive Committee [for information] (March 25, 2021)
3. **Governing Council [for information] (April 6, 2021)**
4. Committee on Academic Policy and Programs [for information] (April 12, 2021)

**PREVIOUS ACTION TAKEN:**

None.

**HIGHLIGHTS:**

The *Policy on Student Financial Support*, approved by the Governing Council in April 1998, calls for an annual report to provide information on need-based aid by academic division, OSAP debt-load for students graduating from undergraduate direct-entry programs, and funding for graduate students in doctoral stream programs. The report has been expanded in recent years to provide a fuller picture of financial assistance offered to students at the U of T.

**FINANCIAL IMPLICATIONS:**

In 2019-20, the university spent \$241M in total student assistance. This robust student aid program ensures that the university remains accessible to students with financial need

**RECOMMENDATION:**

For information.

---

**DOCUMENTATION PROVIDED:**

*Annual Report on Student Financial Support, 2019-20*

# ABOVE AND BEYOND: ENSURING ACCESS TO A U OF T EDUCATION

2019-20 Annual Report on  
Student Financial Support

Office of the Vice-Provost, Students  
University of Toronto



UNIVERSITY OF  
TORONTO

# CONTENTS

<b>EXECUTIVE SUMMARY</b>	<b>3</b>
<b>1. BACKGROUND</b>	<b>4</b>
<b>2. STUDENT FINANCIAL SUPPORT DATA 2019-20</b>	<b>5</b>
Total Support	6
Need-Based Support	8
Merit-Based Support	9
Other Student Financial Supports	9
<b>3. ACCESS</b>	<b>14</b>
OSAP	15
UTAPS Grants	20
Student Access Guarantee	21
Institutional Scholarships and Bursaries	23
<b>4. APPENDICES</b>	<b>24</b>
Appendix A: Doctoral-Stream Student Support by SGS Division	24
Appendix B: The Graduate Funding Fact Sheet	27
Appendix C: Summary	29

# EXECUTIVE SUMMARY: 2019-20 ANNUAL REPORT ON STUDENT FINANCIAL SUPPORT

The 2019-20 Annual Report on Student Financial Support provides information on the financial supports paid to undergraduate and graduate students during the fiscal year 2020 (i.e., May 1, 2019 through April 30, 2020), unless stated otherwise.

## TOTAL STUDENT SUPPORT

- In 2019-20, University of Toronto total student support was \$241M (Figure 1). This was an increase of \$13M, or 5.7%, over total student support in 2018-19 and about \$60M more than in 2014-15.
- The largest increase in expenditures that make up Total Student Support was in need-based support (i.e., University of Toronto Advanced Planning for Students (UTAPS) and divisional support) which increased from \$99M in 2018-19 to \$106M in 2019-20.
- Merit-based support was \$111M in 2019-20 (Figures 1 and 3), most of which was provided to graduate students.

## FINANCIAL SUPPORT FOR GRADUATE STUDENTS

- In 2019-20, \$325.3M in financial support was provided to students in doctoral-stream programs. Supports include, but are not limited to, research stipends, University of Toronto Fellowships, as well as merit awards and bursaries (Figure 3).
- Support in 2019-20 was \$16M more than in 2018-19, and \$57M more than in 2014-15.

## ONTARIO STUDENT ASSISTANCE PROGRAM (OSAP)

- 54.2% of all University of Toronto students received OSAP during the 2019-20 academic year, down 58% from 2018-19.
- In 2019-20, OSAP funding to University of Toronto students was \$336M, \$95M less than in 2018-19 (Figure 2) because of changes to the OSAP need assessment made by the Province of Ontario that were implemented in 2019-20.
  - For context, in 2018, the provincial government made changes to the OSAP need assessment that were implemented in the 2019-20 academic year. Students and their families were expected to contribute more towards education costs while tuition costs themselves were reduced by 10%. The net effect was a decrease in estimated need. Fewer applicants were eligible for OSAP in 2019-20, and those that were eligible qualified for lower support than in previous years.
- According to the Ministry of Colleges and Universities, in 2019-20, 43% of first year OSAP recipients in direct-entry programs were from families with incomes of \$50K or less (Figure 6). And, the University of Toronto supports a larger percentage of students from low-income families than the rest of Ontario universities.
- About 50% of undergraduate students who graduated in 2019-20 from direct-entry programs had OSAP debt. Over the past five years, this percentage has remained stable (Figure 7). So too has the amount of repayable OSAP debt which is a little more than \$20,000 (Figure 8).

## UNIVERSITY OF TORONTO COVID-19 EMERGENCY GRANT

- In response to the unexpected and unprecedented challenges created by COVID-19 to students, the University of Toronto developed and launched the University of Toronto COVID-19 Emergency Grant Program in March 2020. \$3.7M in grant funding was issued to students up to April 30, 2020 and is included in the Divisional Support totals presented in Figure 2 of the report. The grant continues to be administered to students adversely affected by COVID-19.

# 1. BACKGROUND

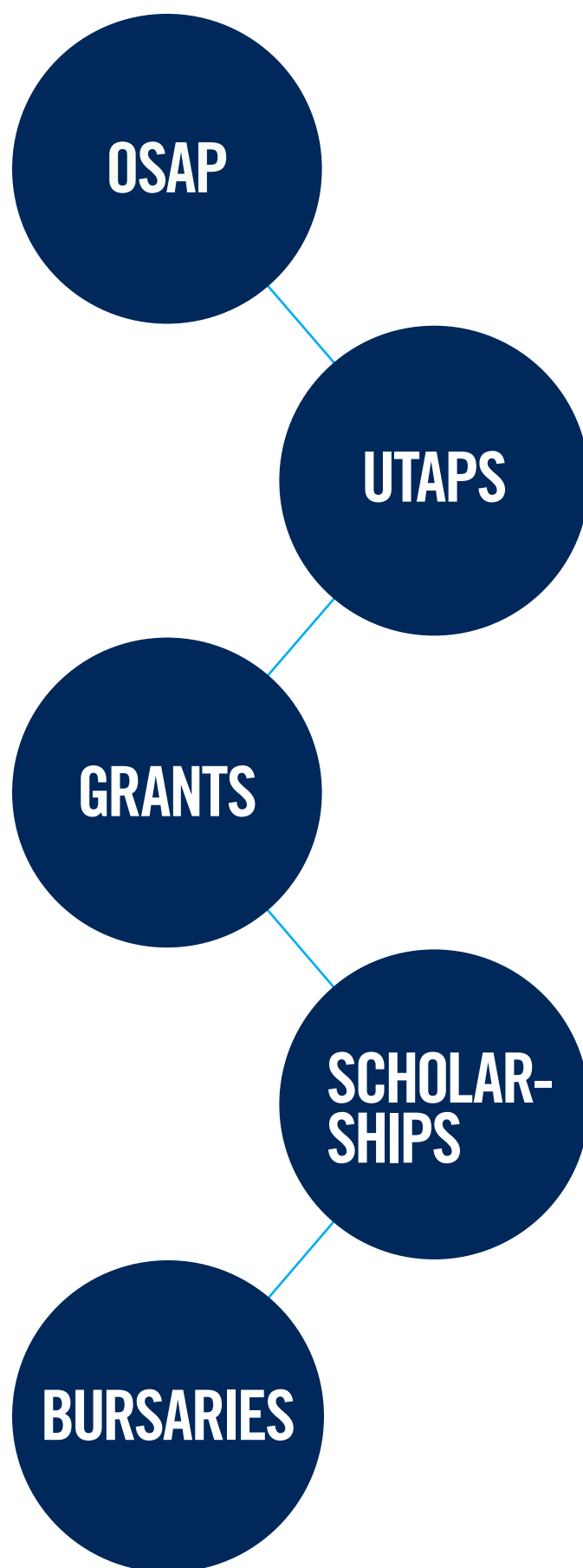
**Undergraduate and graduate students** at the University of Toronto have access to a wide range of financial supports through the university in addition to those available through government loan and grant programs like the Ontario Student Assistance Program (OSAP). Some are based on need, and others on measures of merit, such as academic achievement or leadership. There are supports for international and Canadian students as well as dedicated supports for students with disabilities. Many of these forms of aid do not have to be repaid.

Student support is funded by a mix of university operating dollars and donated funds; the latter may be used only in accordance with the terms of the donation.

In doctoral-stream programs, many graduate students are eligible to receive funding for up to five years of study and are eligible for various external awards (e.g., Tri-Agency, OGS/QEII-GSST) and University of Toronto completion awards in the years beyond. Many professional master's program students are eligible for bursaries funded by their program and/or have access to private loan assistance.


As required by the Governing Council policy, this annual report includes detailed information on financial support by academic division, OSAP debt-load for students graduating from undergraduate direct-entry programs, and funding for doctoral-stream students. In addition, this report attempts to provide a wider view of financial support and related issues relevant to the University of Toronto.

Support refers to funds *paid* to students during the year, as distinct from funds *awarded* which may be paid in subsequent years. And, unless otherwise noted, funding reported in this report is based on the University of Toronto's fiscal year (i.e., May 1, 2019 to April 30, 2020).




# 2. STUDENT FINANCIAL SUPPORT DATA 2019-20

For the purposes of this report, direct-entry undergraduate programs are programs of study into which a student may be admitted directly from high school. Second-entry undergraduate programs are programs of study that require a student to have some university preparation before admission to the program.



## TOTAL SUPPORT

In 2019-20, the university provided \$241M in student support, up from \$228M in 2018-29, as defined for financial reporting purposes and reported in Schedule 4 of the university’s 2019-20 financial statements. The major components of 2019-20 funding are provided in Figure 1.



**Notes:**

1. Student Support figures do not include funds paid to Research Assistants (RA), Graduate Assistants (GA), nor Teaching Assistants (TA). Research stipends (T4A income) along with RA, GA, and TA income amounts are reported as compensation expenses and included in Figure 3.
2. The Ontario Graduate Scholarships, the Queen Elizabeth II Graduate Scholarships in Science and Technology and the Trillium Scholarships (OGS/QEII-GSST/Trillium) are cost shared with the Province of Ontario. The province contributes two thirds of the funding and the University of Toronto contributes the remainder. The amount presented in Figure 1 reflects total combined expenditures.



## JORGE

### MEETING THEIR NEEDS PROFILES OF UNIVERSITY OF TORONTO STUDENTS RECEIVING FINANCIAL AID

#### OSAP LOAN AND GRANT SUPPORT

Jorge is first year Life Sciences student. He is a crown ward.

As OSAP did not fully meet his needs, the University of Toronto provided Jorge with a \$1,336 UTAPS grant. He also was awarded the Matthew O'Brien Memorial Scholarship valued at \$9,414 and a University of Toronto Crown Ward Grant valued at \$3,000.

While he was in school, interest that accrued on Jorge's student loan was paid by government.

\$8,125  
TUITION & FEES

\$8,499  
OSAP GRANTS

\$1,366  
UTAPS GRANT

\$9,414  
UOFT  
SCHOLARSHIP

PLUS  
\$7,557  
OSAP LOANS

NET  
TUITION  
\$-11,154

**Net Tuition:** After subtracting **non-repayable grants** and scholarships, Jorge's tuition and fees expense effectively was reduced to \$0, and \$11,154 was left to be applied to other expenses.

## ZOYA

### MEETING THEIR NEEDS PROFILES OF UNIVERSITY OF TORONTO STUDENTS RECEIVING FINANCIAL AID

#### OSAP LOAN AND GRANT SUPPORT

Zoya is a second year Political Science student. She is a single, indigenous student living away from home during her studies.

Her parents' combined income is \$129,800 and she is the only child in the family. Even at this level of family income, Zoya qualified for loan and grant funding through OSAP funding. In addition, she also was awarded \$4,000 in bursary funding from University of Toronto's First Nations House and a \$1,150 from her college.

While she was in school, interest that accrued on Zoya's student loan was paid by government.

\$5,815  
TUITION & FEES

\$2,856  
OSAP GRANTS

\$5,150  
UOFT GRANT

PLUS  
\$6,785  
OSAP LOANS

NET  
TUITION  
\$-2,191

**Net Tuition:** After subtracting **non-repayable grants**, Zoya's tuition and fees expense effectively was reduced to \$0, and \$2,191 was left to be applied to other expenses.

## NEED-BASED SUPPORT

The university provided **\$105.9M** in need-based student support [i.e., \$35.6M through the University of Toronto Advanced Planning for Students (UTAPS) and \$70.2M divisional support] in 2019-20. Of the need-based aid provided, about 71% went to

students in undergraduate programs. Graduate students received about 29%. Support increased about 6.8% over 2018-19 when need-based support was \$99.2M. Information on UTAPS expenditure levels is provided in Section 3 -- *UTAPS Grants*.

### FIGURE 2: UNIVERSITY OF TORONTO FUNDING BY ACADEMIC DIVISION TOTAL = \$114.3M

The table shows funding (i.e., undergraduate and graduate) by academic division for 2019-20.

	OSAP (A)	UTAPS (B)	Divisional Support (C)	Work Study (D)	Total University Funding (B+C+D)
Applied Science and Engineering	\$20,185,278	\$9,796,703	\$3,673,179	\$320,518	\$13,790,400
Architecture, Landscape and Design	\$5,368,271	\$258,844	\$534,980	\$501,320	\$1,295,144
Arts & Science, St. George	\$94,708,118	\$8,502,200	\$16,685,591	\$3,519,092	\$28,706,883
Dentistry	\$6,049,892	\$13,166	\$843,809	\$14,090	\$871,065
Information	\$4,002,301	\$7,605	\$823,152	\$310,411	\$1,141,168
Kinesiology and Physical Education	\$5,116,197	\$187,926	\$122,743	\$113,634	\$424,303
Law	\$4,752,838	\$49,196	\$3,991,004	\$22,572	\$4,062,772
Management	\$4,193,368	\$2,535	\$9,262,029	\$31,174	\$9,295,738
Medicine	\$27,082,765	\$504,027	\$13,797,657	\$164,070	\$14,465,754
Music	\$2,842,903	\$180,673	\$97,312	\$156,357	\$434,342
Nursing	\$6,573,230	\$119,364	\$1,127,532	\$60,584	\$1,307,480
OISE/UT	\$13,608,352	\$386,562	\$3,902,955	\$354,822	\$4,644,339
Pharmacy	\$10,199,849	\$360,038	\$2,412,409	\$32,061	\$2,804,508
Dalla Lana - Public Health	\$3,126,486	\$42,138	\$1,294,291	\$97,330	\$1,433,759
Social Work	\$2,983,903	\$0	\$790,919	\$92,612	\$883,531
University of Toronto, Mississauga	\$59,460,360	\$7,170,957	\$1,866,020	\$1,021,538	\$10,058,515
University of Toronto, Scarborough	\$66,213,061	\$8,045,496	\$9,011,229	\$1,615,653	\$18,672,378
<b>2019-20 Total</b>	<b>\$ 336,402,890</b>	<b>\$35,627,429</b>	<b>\$70,236,811</b>	<b>\$8,427,838</b>	<b>\$114,292,078</b>
<b>2018-19 Total (for comparison)</b>	<b>\$431,424,569</b>	<b>\$44,159,258</b>	<b>\$55,003,419</b>	<b>\$7,867,838</b>	<b>\$107,030,515</b>

#### Notes:

- OSAP consists of federal and provincial repayable and non-repayable funding.
- UTAPS consists of \$33.6M from operating and \$2M from endowed and expendable accounts.
- Divisional support includes undergraduate and graduate need-based and merit-based awards provided by the academic divisions and institutionally funded emergency aid administered by Enrolment Services.
- Work Study includes institutional and divisional contributions to wages and employment benefits.

- Work Study is no longer a need-based program. It is included in Figure 2 for historic reasons. At one time, Work Study was a need-based program funded by the Province of Ontario. Ontario discontinued the program in 2012 and the University of Toronto launched its own, fully funded Work Study program. Financial need is no longer used to determine eligibility for a Work Study position at the University of Toronto, however, about 50% of all Work Study participants continue to be OSAP recipients.
- Faculty of Forestry amounts are included in Faculty of Architecture, Landscape and Design amounts to reflect the restructuring of the faculty as a graduate unit under the jurisdiction of the Faculty of Architecture, Landscape and Design in FY 2020.

Included in divisional support is \$3.7M in University of Toronto COVID-19 Emergency Grants<sup>1</sup> to 3,600 students that were issued up to April 30, 2020. The university, in response to the unexpected and unprecedented challenges created by COVID-19, developed and launched in March 2020, the University of Toronto COVID-19 Emergency Grant. The non-repayable grant assisted students who needed immediate short-term financial support to help offset unexpected expenses incurred as a result of COVID-19. The grant is open to domestic and international students studying at the undergraduate and graduate levels. The grant continues to be available through the 2020-21 academic year. Student expenses have ranged from rent to moving expenses and flights home (domestic and international).

The \$95M decrease in OSAP funding to University of Toronto students in 2019-20 compared to 2018-19 was the result of the Province of Ontario's implementation of changes to the 2019-20 OSAP need assessment. See Section 3-OSAP Recipients for further details.

## MERIT-BASED SUPPORT

In 2019-20, \$110.5M in merit-based awards was provided to University of Toronto students. Undergraduate students received \$34.6M and graduate students received the remaining \$75.9M, including \$50.3M in University of Toronto Fellowships. In 2019-20, undergraduate merit-based support included the National and Arbor Scholarships, the University of Toronto Scholarships, the Lester B. Pearson International Admissions Scholarship, the President's Scholars of Excellence Program, and the Connaught Scholarships for graduate students.

## OTHER STUDENT FINANCIAL SUPPORTS

### DIVISIONAL AWARDS

Many students, whether or not they receive government aid and support from the University of Toronto Advanced Planning for Students program (UTAPS), do qualify for merit and need-based awards through their academic divisions. These awards are based on the division's assessment of the student's individual

<sup>1</sup> University of Toronto COVID-19 Emergency Grant is comprised of several targeted COVID-19 related grants. These grants are: Faculty of Information Grant, SGS Emergency Grant: COVID-19, COVID-19 Medicine Emergency Relief Grant, COVID-19 Emergency Student Grant, COVID-19 Student Engagement Award, UTSC COVID-19 Emergency Graduate Student Bursary.

circumstances. In 2019-20, divisions provided \$70.2M in funding to students. About 57% of the funding was issued to undergraduates. Graduate students received the remainder.

### WORK STUDY

The University of Toronto Work Study program, implemented in 2012-13, is open to undergraduate and graduate students studying on a full time or part time basis (i.e., taking course loads of at least 2.0 credits over the fall/winter terms or at least 1.0 credit over the summer term) and international undergraduate and graduate students studying on a full time basis. Work Study students do not have to demonstrate financial need, though in 2019-20 about half were OSAP recipients.

Rethinking undergraduate education is one of three priorities identified by University of Toronto President Meric Gertler in *Three Priorities: A Discussion Paper* (2015). Key elements of this priority include experience-based learning and facilitating the transition from study to work. The experiential learning opportunities provided through Work Study do both.

Seventy percent of wages in the Work Study program are funded using institutional funds and 30% by the hiring units. Further, employers are permitted to use their Personal Expense Reimbursement Allowance (PERA) funds to cover the hiring unit contribution to student wages.

For 2019-20, about 5,800 Work Study positions were available and about 4,000 students were hired. There are many reasons why the number of positions available differs from the number of students hired. Employers' plans may change; in other cases, employers are unable to find a student with the skill set to match the position or there are no applications.

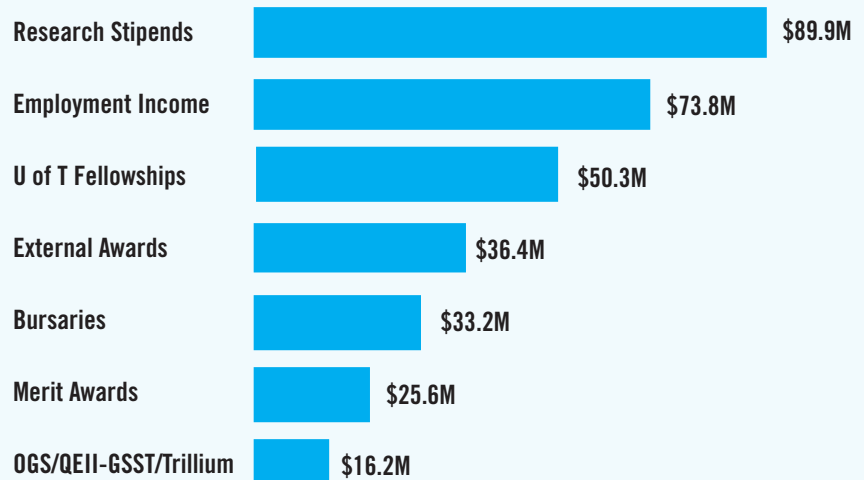
### DOCTORAL-STREAM STUDENT SUPPORT FOR DOMESTIC AND INTERNATIONAL STUDENTS

The University of Toronto is committed to the financial support of domestic and international graduate students in doctoral stream programs. While the duration of the commitment varies among the graduate units, one year of master's study and four years of PhD study are most common. Funding packages for eligible students are arranged by faculties/graduate units, and may consist of some combination of University of Toronto Fellowships, faculty or departmental grants, scholarships or



### FIGURE 3: FINANCIAL SUPPORT FOR ALL GRADUATE STUDENTS TOTAL = \$325.3M

Total financial support provided was \$325.3M, including support to graduate students at affiliated hospitals (\$24.9M in research stipends, \$5.3M in external awards)



bursaries, employment income, research stipends, and external awards. Across units, base funding ranges from \$17,500 – \$28,500 for PhD students plus academic tuition and incidental fees, however actual incomes can be considerably higher, as there are often opportunities for additional awards, research stipends, and employment income. For information about how funding works for students in professional graduate programs, visit <https://www.sgs.utoronto.ca/awards-funding/how-funding-works-professional-programs>

Students in doctoral-stream programs may receive funding provided as stipends from their supervisors' research grants. They may also may receive funding as Teaching Assistants, Graduate Assistants, and Research Assistants. Some students in doctoral-stream programs may also receive funding from the federal government through SSHRC, CIHR and NSERC grants, as well as provincial, corporate, and foundation grants. International students may receive funding through the Connaught International Scholarships for Doctoral Students. Though some assistance provided to students in doctoral-stream programs is included in Figure 2, a significant amount of funding (i.e. employment income) is provided/earned in addition to the funding packages.

The total amount of funding received by students in doctoral-stream programs in 2019-20 was: \$325.3M, up 5.2% from 2018-19 levels. This includes \$24.9M in research stipends and \$5.3M in external awards provided to University of Toronto students conducting research in hospitals affiliated with the university.

The major components of the \$325.3M in doctoral-stream student funding are shown in Figure 3. Further details on doctoral-stream student support, including funding to students broken out by School of Graduate Studies (SGS) division and by academic division, are included in Appendix A. Information is

also available online. Appendix B contains the Graduate Student Funding Fact Sheet.

To further enhance the funding available to graduate students, in 2011 the Provost's PhD Enhancement Fund was established as a special matching program to support divisional fundraising campaigns. A \$6M one-time-only pool of funding was created to match endowed donations on a 1:1 basis. Available funds were allocated to each division on the basis of the number of PhD students in a division. At April 30, 2020 endowed donations and matching through the Provost's PhD Enhancement Fund resulted in total endowments of \$19.5M .

### SUPPORT FOR STUDENTS STUDYING ON A PART-TIME BASIS Noah Meltz Student Assistance Program for Part-Time Undergraduate Students

Implemented in 1998, the Meltz Bursary provides non-repayable assistance to undergraduate students studying on a part-time basis, as defined by OSAP (i.e., taking less than 60 percent of a full course load). Qualifying students receive bursary funding to cover tuition and fees for up to three courses over an academic year (i.e., two courses in fall/winter and one course in summer) as well as books, transportation and childcare.

In 2019-20, single students with a gross annual income of less than \$31,243 qualified for a Meltz Bursary. Prior to 2013-14, a single student qualified with income of \$14,000 or less.

In 2019-20, approximately \$140,000 was disbursed to about 150 students. In addition to receiving Meltz funding, qualifying students with documented disabilities may apply for up to \$2,000 in disability-related supports and services (e.g., note takers, specialized software) through the Province of Ontario's Bursary for Students with Disabilities (BSWD). In 2019-20, there were 100 University of Toronto students with disabilities

who received Meltz and BSWD funding. Payments to these students totaled about \$219,000.

### **SUPPORT FOR STUDENTS WITH DISABILITIES**

The University of Toronto provides funding for students with disabilities through the Alternate Grant and the School of Graduate Studies' Accessibility Grant.

The Alternate Grant, established in 2006, provides assistance for disability-related support costs in excess of the maximum disability-related funding available through a student's province or territory. For example, Ontario students with disabilities may require an Alternate Grant if their support costs exceed the maximum disability support funding available through OSAP (i.e., \$22,000). In 2019-20, University of Toronto students with disabilities received about \$1.36M in disability-related supports and services through OSAP. Alternate Grant expenditures were about \$133,000 to 42 students.

The Alternate Grant is available to undergraduate and graduate students with the exception of students in the Faculty of Law, Rotman School of Management, Faculty of Medicine, and the Toronto School of Theology because these faculties administer their own financial aid programs.

There are no Alternate Grant funding maximums. The amount a student may receive depends on their support costs and the disability-related funding they receive from their province or territory.

The School of Graduate Studies' Accessibility Grant provides funding to graduate students with significant educational expenses not covered by the student, the graduate unit, the province, or federal agencies. The grant assists with accommodations necessary to meet unexpected needs arising from the particular demands of the graduate program. In 2019-20, 13 graduate students, \$14,400.

### **SUPPORT FOR CROWN WARDS**

Introduced in 2013-14, the University of Toronto Crown Ward Grant provides eligible students with non-repayable funding of up to 50% of tuition, to a maximum of \$3,000 per year. To be eligible, a student must be registered in a direct-entry program, be receiving OSAP, and have self-identified on their OSAP application as being a Crown ward, former Crown ward or that they are in receipt of the Government of Ontario's Extended Care and Maintenance Allowance. Prior to 2019-20, students who received the grant received similar funding from the Government of Ontario to cover the remaining 50% of tuition costs, to a maximum of \$3,000. Combined, Crown wards could receive grant funding to cover 100% of their tuition costs, to a maximum of \$6,000 per year. Starting in 2019-20, as part of OSAP restructuring, Ontario's crown ward grant was folded

into the Ontario Student Grant. The University of Toronto continued to provide its Crown Ward Grant. In 2019-20, the University of Toronto Crown Ward Grant assisted 13 students. Program expenditures were about \$34,000.

### **SUPPORT FOR INDIGENOUS STUDENTS**

The University of Toronto provides a wide range of financial supports to Indigenous students. Through First Nations House, undergraduate and graduate Indigenous students can learn about and access these supports. Currently, the university has total endowments dedicated to Indigenous students of about \$6.5M. In 2019-20, about \$1.1M in Indigenous funding was issued to 339 undergraduate and graduate students. In 2018-19, just over 147 students shared \$820,000.

### **SUPPORT FOR INTERNATIONAL STUDENTS**

A key priority for the University of Toronto is to continue to attract top international students from around the world. International students are defined as students who are not Canadian citizens, permanent residents or protected persons, and who are in Canada on a study permit or other visa.

In 2019-20, the university provided \$32.5M<sup>2</sup> in merit and need-based grants (exclusive of University of Toronto graduate fellowships) to about 5,900 undergraduate and graduate international students. About 78% of this funding was merit based.

Included in the reported expenditures is about \$3.9M directed to international students attending the University of Toronto as part of the MasterCard Foundation Scholars Program. This University of Toronto and MasterCard Foundation program, implemented in 2013-14, provides full scholarships to talented yet financially disadvantaged University of Toronto students who are residents and citizens of a Sub-Saharan African country. The scholarship value is equivalent to the cost of attaining a Bachelor's degree, including travel, tuition, textbooks, housing, food and living expenses. Scholarship recipients also receive financial, academic, social, and post-graduation support to help them gain the experiences and skills needed to succeed. In 2019-20, there were 55 MasterCard Scholars Program participants at the University of Toronto. The final year students were admitted to the program was 2017-18.

In 2007 the University of Toronto International Admissions Scholarship was implemented. The award is based on merit and need, and recognizes a small number of exceptional international direct-entry applicants. Recipients receive full financial support throughout their undergraduate studies. There are currently five

---

<sup>2</sup> In 2019-20, the query used to report international support was reviewed and updated to ensure all international supports were reflected in the report.

such international scholars enrolled at the university. Starting 2019-20, the University of Toronto International Admissions Scholarship was replaced by the Lester B. Pearson International Scholarship. The Pearson Scholarship program is intended to attract and support the best and brightest international students in order to allow them to pursue an undergraduate degree in a first-entry program at the University of Toronto. Pearson Scholars receive a scholarship valued at about \$66,000 per year, depending on the student's program of study. Scholars also have access to enrichment opportunities. The university's funding commitment in the first year was about \$2.4M. At maturity in 2020-21, annual funding will be about \$9.3M, excluding income from endowed funds and divisional contributions, when about 150 Pearson Scholars will be registered for studies. In 2019-20, program expenditures were \$7.8M.

International students also received \$1.4M in non-repayable need-based support through the University of Toronto COVID-19 Emergency Grant program. Information about the program is provided in Section 2 -Need-based Support.

It is important to note that in order to qualify for a Canadian study permit, all international students must demonstrate to Immigration, Refugees and Citizenship Canada that they have the resources necessary to fund their studies. There are, however, emergencies that arise where a student's resources are inadequate – changes in family circumstances, currency restrictions, disasters in the home country. Through an application process, the university assists current international undergraduate and graduate students with such financial hardships. In 2019-20, expenditures were about \$527,000 to 154 international students, up from \$290,000 in 2018-19.

## FIGURE 4: UNIVERSITY OF TORONTO FINANCIAL SUPPORT FOR INTERNATIONAL STUDENTS TOTAL = \$32.5M

The table shows total financial support (i.e., undergraduate and graduate) by academic division to international students in 2019-20.

	Number of Awards	Number of Recipients	Amount
Applied Science & Engineering	904	751	\$6,223,023
Architecture, Landscape, and Design	134	106	\$567,733
Arts and Science, St. George	3,909	2,982	\$15,421,096
Dentistry	10	10	\$28,269
Information	32	30	\$295,114
Kinesiology and Physical Education	23	22	\$140,523
Law	17	15	\$180,721
Management	532	408	\$3,422,397
Medicine	142	104	\$455,499
Music	58	40	\$364,331
Nursing	16	16	\$192,065
OISE/UT	58	53	\$99,990
Pharmacy	10	8	\$21,834
Public Health	20	17	\$129,172
Social Work	14	11	\$57,802
University of Toronto Mississauga	638	598	\$2,596,915
University of Toronto Scarborough	764	732	\$2,276,088
<b>2019-20 Total</b>	<b>7,281</b>	<b>5,903</b>	<b>\$32,472,573</b>
<b>2018-19 Total (for comparison)</b>	<b>3321</b>	<b>2913</b>	<b>\$19,264,463</b>

**Note:**

1. Faculty of Forestry amounts are included in Architecture, Landscape and Design amounts to reflect the restructuring of the faculty.

## DANIEL

### MEETING THEIR NEEDS PROFILES OF UNIVERSITY OF TORONTO STUDENTS RECEIVING FINANCIAL AID

#### UTAPS ASSISTANCE FOR TUITION FOR HIGH DEMAND PROGRAMS

Daniel is a second year Bachelor of Computer Science student. He is a single and living at home during his studies. As OSAP did not fully meet Daniel's needs, the University of Toronto provided him with a \$3,429 UTAPS grant.

Daniel's parents' combined income is \$91,950. He is an only child. While he was in school, interest that accrued on Daniel's student loan was paid by government.

\$13,168  
TUITION & FEES

\$1,263  
OSAP GRANTS

\$3,429  
UTAPS GRANT

\$1,500  
UofT SCHOLARSHIP

PLUS  
\$6,930  
OSAP LOANS

NET  
TUITION  
\$6,967

**Net Tuition:** After subtracting **non-repayable grants** and scholarships, Daniel's tuition and fees expense effectively was reduced to \$6,967, or 53% of the published fee.

## MIRRUN

### MEETING THEIR NEEDS PROFILES OF UNIVERSITY OF TORONTO STUDENTS RECEIVING FINANCIAL AID

#### UTAPS ASSISTANCE FOR TUITION FOR REGULAR PROGRAMS

Mirrun is a fourth year Criminology and Sociolegal Studies student. She is single and living at home during her studies. As OSAP did not fully meet Mirrun's needs, the University of Toronto provided her with a \$1,635 UTAPS grant.

Mirrun's parents' combined income is \$136,800. She is one of two children in the family, both of whom are in postsecondary studies. While she was in school, interest that accrued on Mirrun's student loan was paid by government.

\$7,506  
TUITION & FEES

\$1,635  
UTAPS GRANT

PLUS  
\$3,902  
OSAP LOANS

NET  
TUITION  
\$5,871

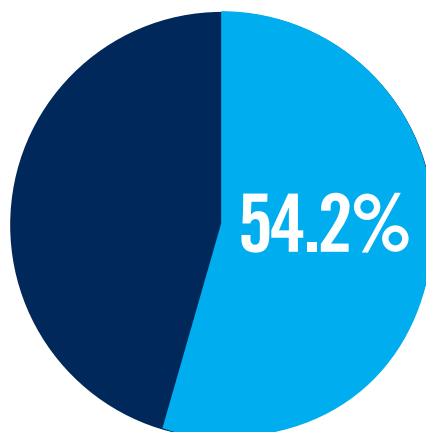
**Net Tuition:** After subtracting **non-repayable grants**, Mirrun's tuition and fees expense effectively was reduced to \$5,867, or 78% of the published fee.

# 3. ACCESS

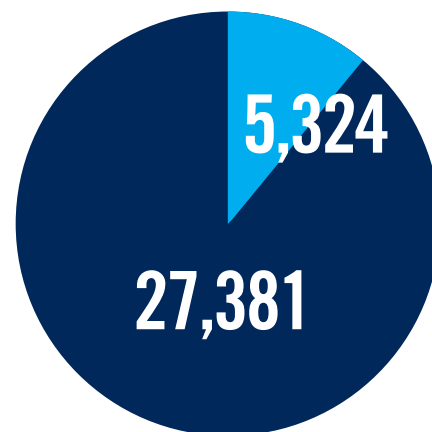
To provide a more complete picture of students' financial position, a variety of indicators are provided below.

## 2019-20 OSAP PARTICIPATION RATES — FULL-TIME, DOMESTIC HEADCOUNT

### OSAP RECIPIENTS AS A PERCENTAGE OF FULL-TIME DOMESTIC HEADCOUNT:



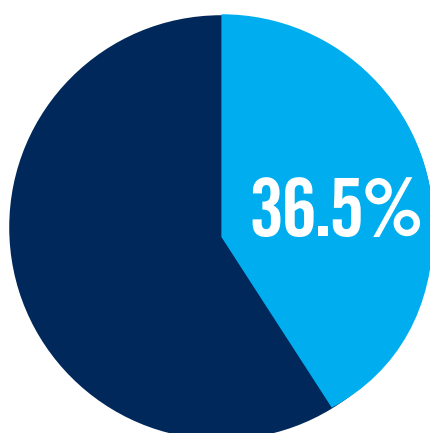
**32,705** students, or **54.2%** of students across all divisions, received OSAP in 2019-20



**27,381** OSAP recipients registered in undergraduate programs

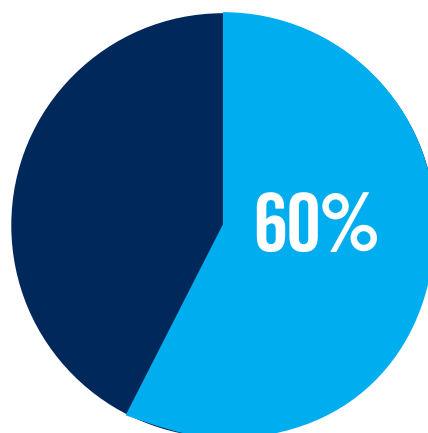
**5,324** OSAP recipients registered in graduate programs

### OSAP RECIPIENTS AS A PERCENTAGE OF GRADUATE FULL-TIME DOMESTIC HEADCOUNT:

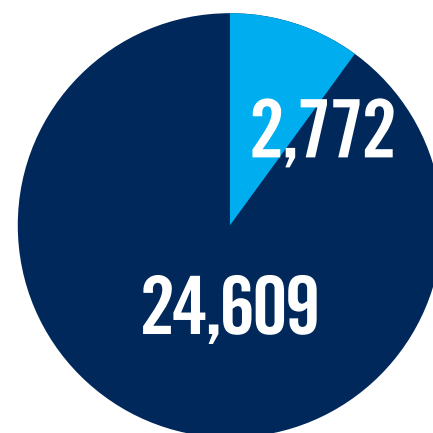


**5,324** students or **36.5%** of all graduate students, received OSAP in 2019-20

### OSAP RECIPIENTS AS A PERCENTAGE OF UNDERGRADUATE FULL-TIME DOMESTIC HEADCOUNT:



**27,381** students, or **60%** of all undergraduates, received OSAP in 2019-20



**24,609** OSAP recipients registered in direct-entry undergraduate programs

**2,772** OSAP recipients registered in second-entry undergraduate programs



## OSAP RECIPIENTS

There were almost 32,700 OSAP recipients at the university in 2019-20, 7.8% percent fewer than in 2018-19. On average, these students received an OSAP funding package of about \$10,290, down \$1,880 from 2018-19. 84% of OSAP funding was provided to students in undergraduate programs. Students in graduate programs received the remainder.

It is important to note that in 2019-20, the number of OSAP recipients at the University of Toronto decreased for the first time in more than five years.

In 2018, the provincial government made changes to the OSAP need assessment that were implemented for the 2019-20 academic year. These changes increased the contributions students and their families were expected to make toward education costs. The student contribution increased from \$3,000 to \$3,600 for all students. Parental contributions were adjusted so that parents were expected to start contributing to their child’s postsecondary education costs at lower income levels than in previous years and were expected to contribute a higher proportion of their income. Overall, these changes meant that students and their families were expected to contribute more towards the costs of postsecondary studies under the Ontario portion of OSAP versus the Canada portion of OSAP.

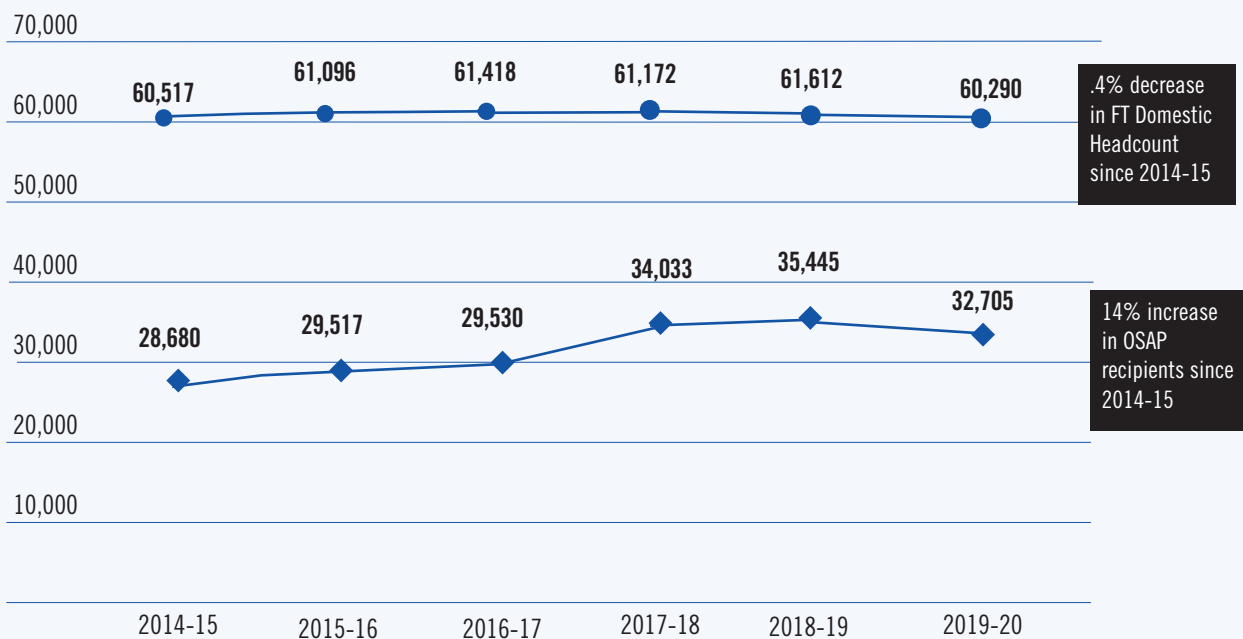
At the same time, tuition was reduced by 10%. Through the Student Choice Initiative, students were permitted to opt out of some incidental fees. Changes were also made to the treatment of computer costs under OSAP, with \$500 in computer costs now recognized for only first year students. Previously, \$500 in computer costs was recognized through all of the years of a student’s program.

The combination of reduced costs and increased resources meant that students were assessed to have less financial need, according to OSAP (see Figure 2), and fewer students qualified for OSAP.

It is also important to note that the Province of Ontario also adjusted the mix of loan and grant funding a student could receive in their OSAP funding package. Previously, students from families with very low parental income received no loan funding. OSAP funding was made up entirely of non-repayable grants (i.e., free tuition). Starting in 2019-20, these students received at least 10% of their total OSAP funding as repayable loans. As family income increased, so too did the proportion of loans in a student’s OSAP funding package.

### FIGURE 5: OSAP RECIPIENTS VS. FULL-TIME DOMESTIC HEADCOUNT

This chart shows the number of OSAP recipients at the University of Toronto from 2014-15 to 2019-20 relative to the Full-time Domestic Headcount.

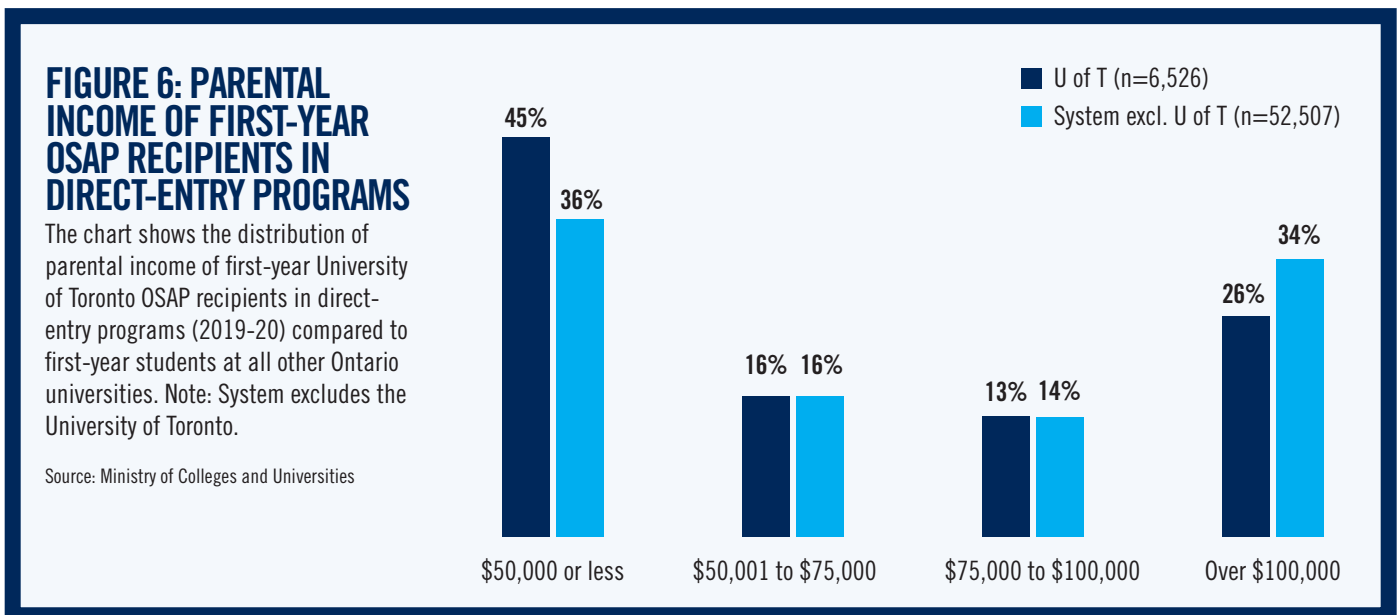




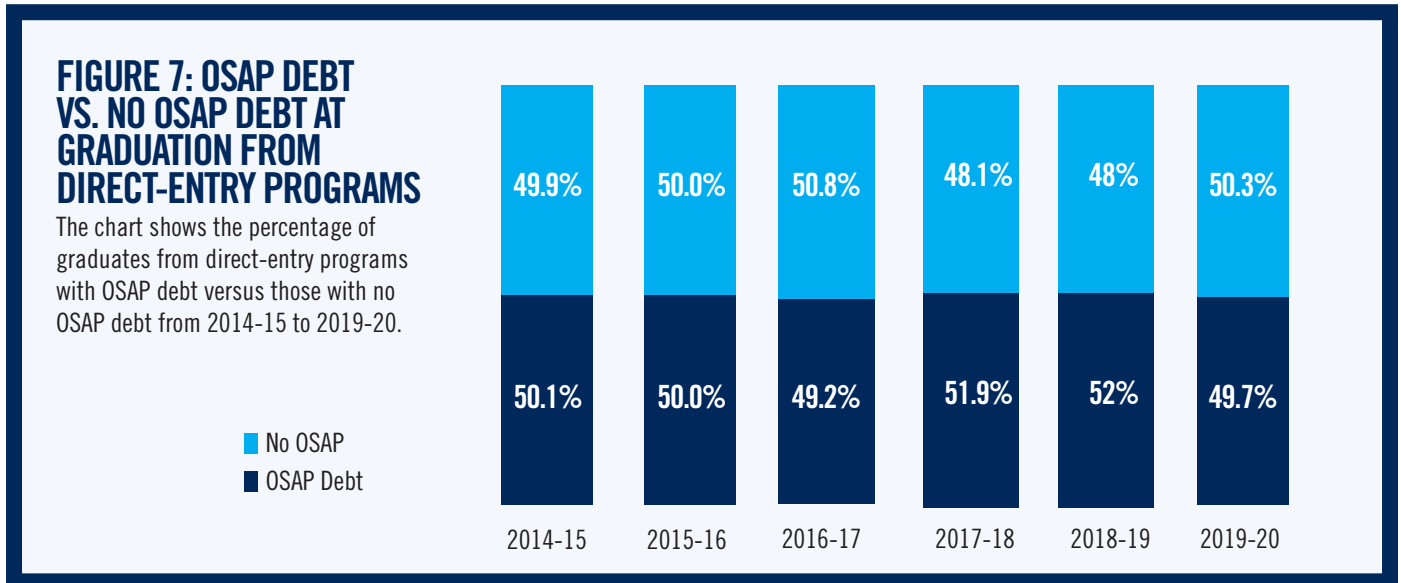
## PARENTAL INCOME INFORMATION OF OSAP RECIPIENTS

The University of Toronto enrolls and supports a higher proportion of students from lower income families than the rest of Ontario universities. Figure 7 shows that in 2019–20, 45% of first year University of Toronto OSAP recipients in direct-entry programs were from families with parental incomes of \$50,000 or less,

compared to the Ontario average of 36%. Given that about 50% of direct-entry students graduated with OSAP debt in 2019–20 (see Figure 8), it is estimated that **about 22% of first-year undergraduate students at the University of Toronto are from families with incomes of \$50,000 or less.**

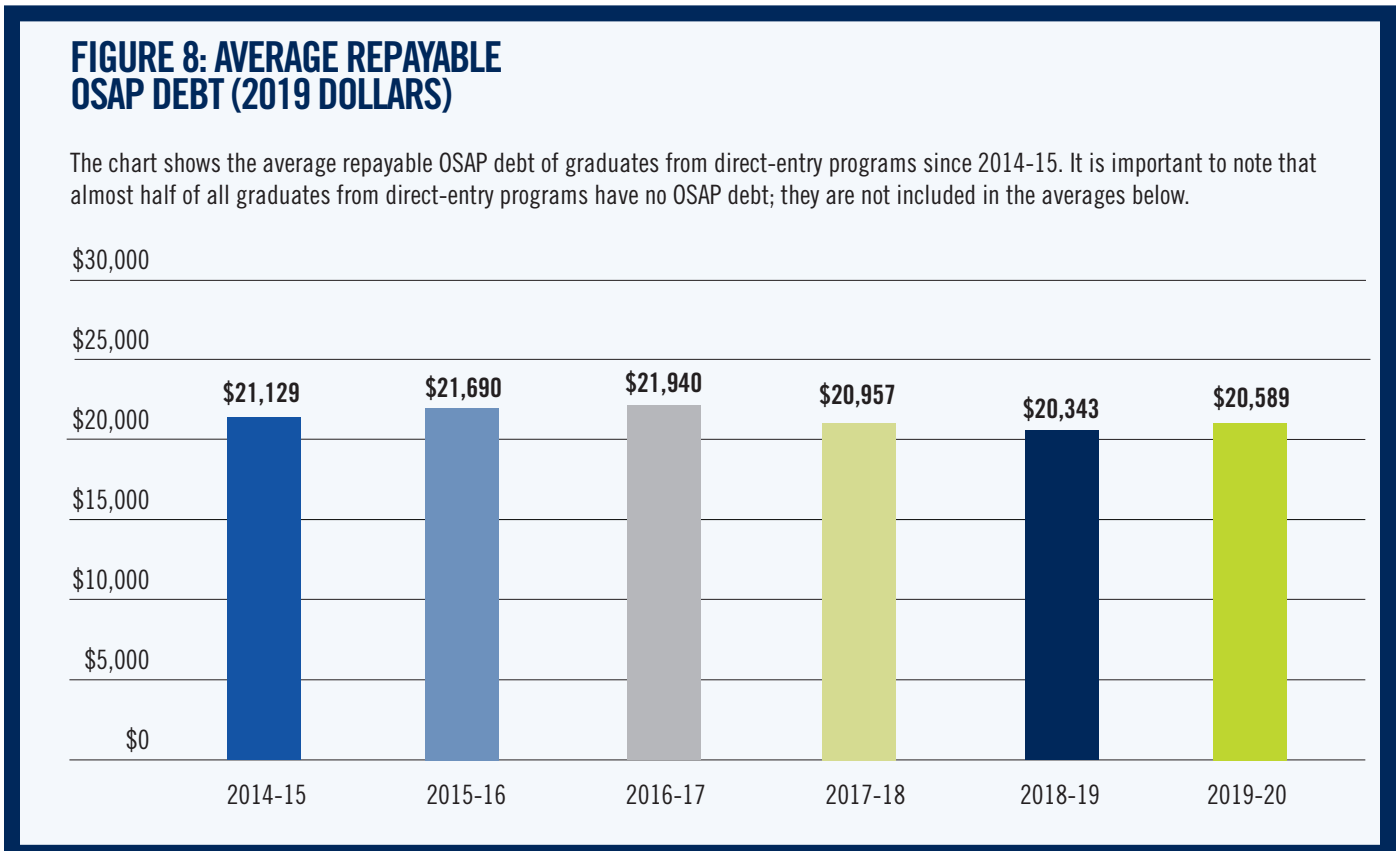


## OSAP DEBT



There was a 2.3 percentage point decrease in the proportion of students with OSAP debt graduating from direct entry programs in 2019-20 when compared to 2018-19. The average OSAP

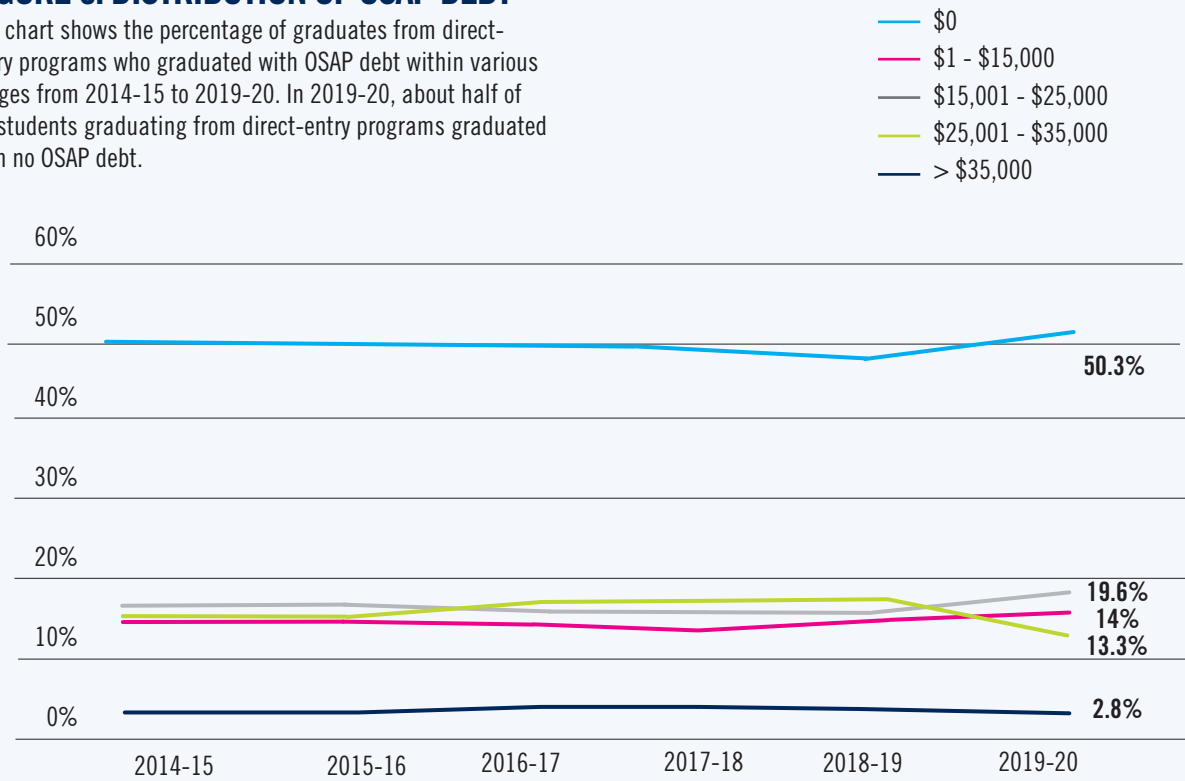
debt in 2019-20 was \$20,589 down 1.2% from the previous year and the lowest average debt amount over the last five years, with the exception of 2018-19.



From 2014-15 to 2019-20, the distribution of student debt shifted away from the highest debt levels because of changes to the mix of loans and grants available to students. Targeted programs such as the former Ontario Access Grant, the Ontario Tuition Grant, the Ontario Student Grant, and the Canada Student Grants, displaced loan funding. In addition, the Ontario Student Opportunity Grant (OSOG), implemented in the late 1990s, helped control the amount of OSAP debt incurred by students. OSOG limited a student’s annual repayable OSAP debt by replacing debt with a non-repayable grant. In 2015-16, students in two terms of study (e.g., September through April) had their annual repayable debt limited to \$7,400, and \$11,100 for three terms of study. In 2016-17, those limits were increased to \$7,500 and \$11,250 respectively. In 2017-18, the maximum amount of annual repayable debt increased to \$10,000. In 2018-19, the Province of Ontario discontinued its OSOG program but continued to limit annual repayable debt to \$10,000.

### FIGURE 9: DISTRIBUTION OF OSAP DEBT

The chart shows the percentage of graduates from direct-entry programs who graduated with OSAP debt within various ranges from 2014-15 to 2019-20. In 2019-20, about half of all students graduating from direct-entry programs graduated with no OSAP debt.



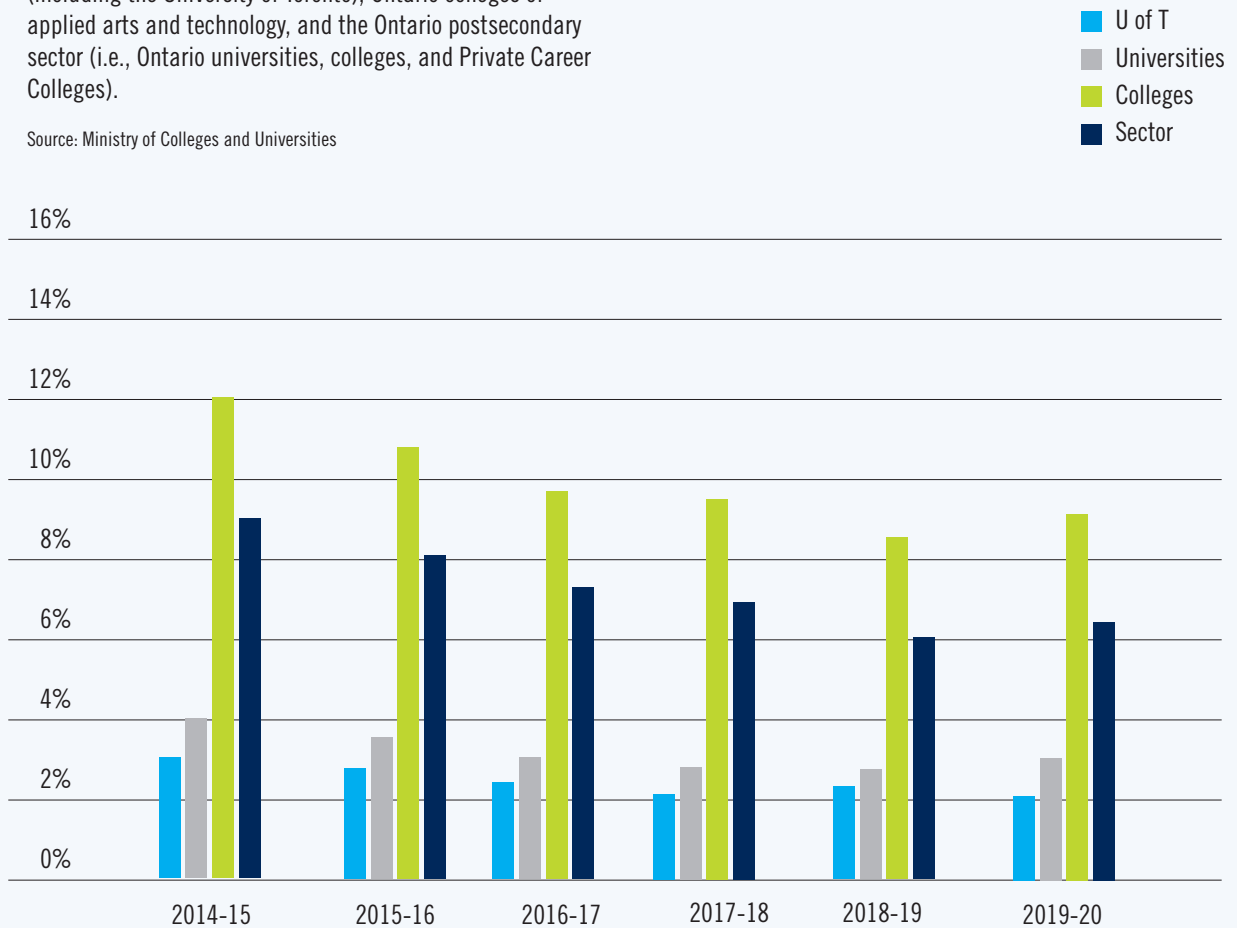
### OSAP DEFAULT RATES

The 2019 University of Toronto default rate improved to 1.9%, from 2.2% in 2018. The 2019 rate was lower than the university sector (3%) and Ontario’s postsecondary sector (6.5%).

#### FIGURE 10: OSAP DEFAULT RATES

The chart shows the University of Toronto’s OSAP default rates relative to the OSAP default rates of Ontario universities (including the University of Toronto), Ontario colleges of applied arts and technology, and the Ontario postsecondary sector (i.e., Ontario universities, colleges, and Private Career Colleges).

Source: Ministry of Colleges and Universities



## UTAPS GRANTS

Institutions are permitted to increase tuition on an annual basis provided they offset the difference between certain costs recognized in the OSAP need assessment (i.e., tuition and fees, books/equipment/supplies) and the actual costs incurred by students. The Province of Ontario requires the gap to be funded automatically for students in direct-entry programs. In addition, institutions must fund at least 20% of the gap for students in second-entry programs. Institutions have the discretion to fund gaps related to other costs (e.g., living). At the University of Toronto, the gap is funded for most students through UTAPS.

UTAPS expenditures in 2019-20 were \$35.6M. Of this amount, 96%, or about \$34M was issued to OSAP recipients (i.e., Ontario residents). The remaining 4% was issued to students from other Canadian provinces and territories. About 10,000 University of Toronto students received UTAPS grants averaging \$3,500. 95%, or about 33.44M, of the UTAPS funding went to undergraduate students. The remaining 4.5%, or \$1.6M, was issued to graduate students in doctoral-stream programs.

Graduate students in professional masters programs are not considered for UTAPS. Starting July 1, 2016, the university transitioned students in professional master's programs away from UTAPS to divisionally-based supports. At the same time, the Scotiabank line of credit program was expanded to include all professional master's programs.



### BOUNDLESS PROMISE PROGRAM AND UTAPS

The Boundless Promise Program (BPP) was created by the University of Toronto in 2011 to, among other things, significantly increase the amount of student financial aid available at the University of Toronto. Through the program, the interest income of donations of \$25,000 or more is matched by the university in support of undergraduate needs-based awards.

To date, BPP has created 336 awards. When fully realized, the almost \$28.2M endowment, along with the University of Toronto’s matching (UTAPS), will produce approximately \$2.2M annually in support for undergraduate students.

### STUDENT ACCESS GUARANTEE

2017-18 is the most recent year that the Province of Ontario made Student Access Guarantee data available publicly. For this reason, this section of the report, including Figures 11 and 12, reference 2017-18 data.

In March 2013, the Province of Ontario announced a Tuition Framework for 2013-14 to 2016-17. Overall, Ontario institutions were permitted to increase tuition by up to a maximum average

of 3% per year. The Tuition Framework was extended through to 2019-20.

In 2019-20, the Province of Ontario reduced tuition by 10% and committed to maintaining the 2019-20 tuition rates through the 2020-21 academic year. This announcement was one of a number of changes made by the Province of Ontario to Ontario’s postsecondary system for the 2019-20 academic year.

Despite the absence of a formal Tuition Framework in 2019-20, Ontario postsecondary institutions continued to be required to abide by Ontario’s Student Access Guarantee (SAG), as explained in Section 3 – UTAPS Grants.

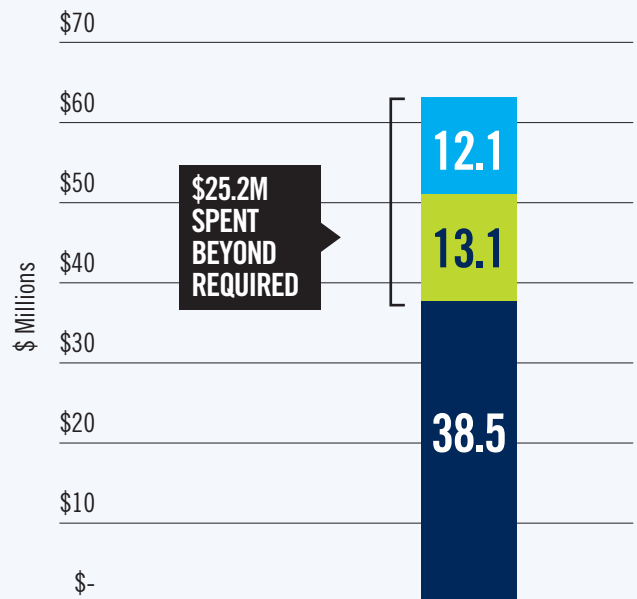
SAG expenditures increased 6.3% between 2016-17 and 2017-18. When compared to other Ontario universities, on a per recipient basis, the University of Toronto far exceeds SAG expenditures elsewhere, including the university system as a whole.

**FIGURE 11: 2017-18 UNIVERSITY OF TORONTO SAG EXPENDITURES**

The chart shows the University of Toronto’s 2017-18 SAG expenditures. Expenditures totaled \$63.7M. Of that amount, \$38.5M was required to be paid as per SAG requirements. The remaining \$25.2M included discretionary expenditures to students in second-entry programs and the difference between actual living costs and living costs recognized in the OSAP need assessment for students in direct and second-entry programs.

Source: Ministry of Colleges and Universities

- Second-entry discretionary expenditures
- Direct-entry discretionary expenditures
- Required (direct and second entry)

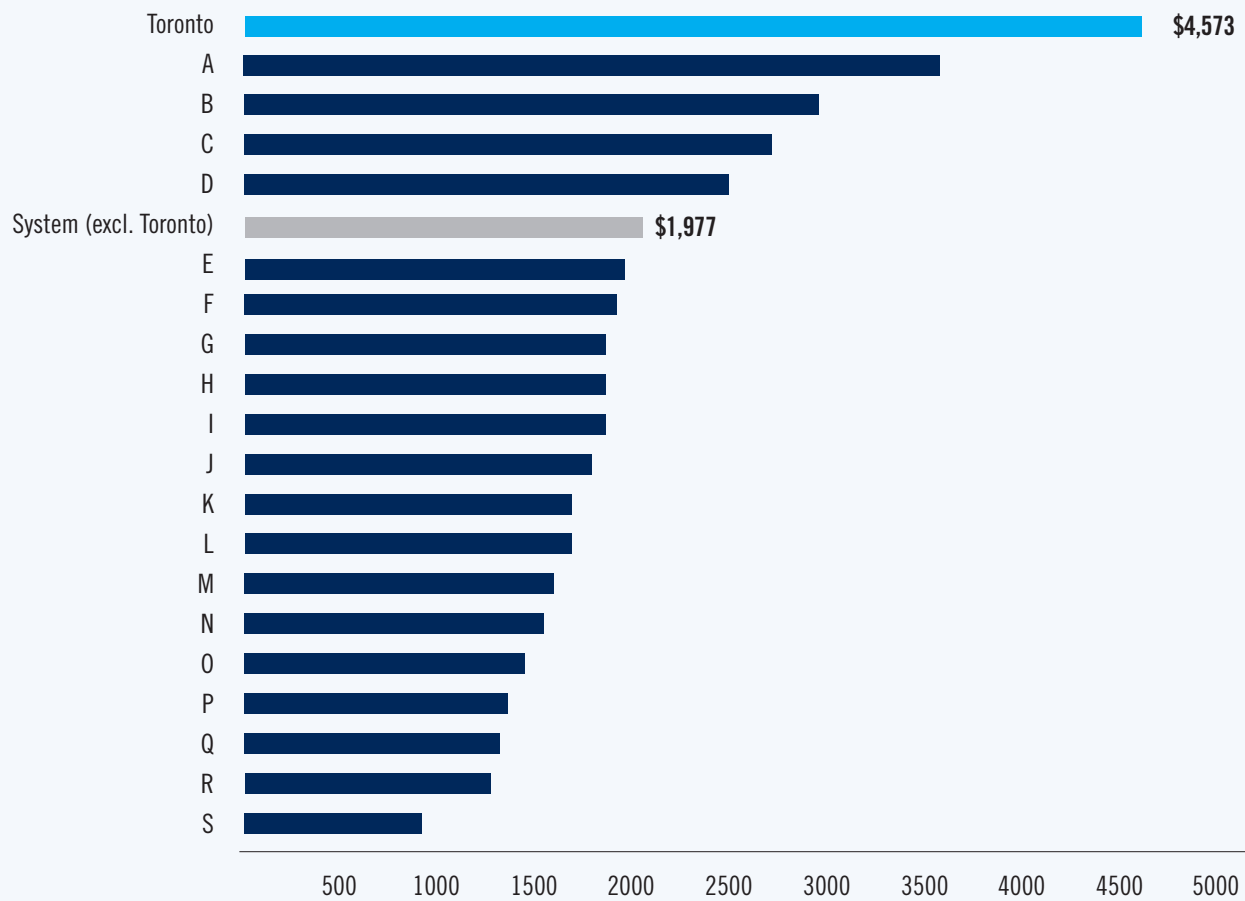


## FIGURE 12: 2017-18 AVERAGE SAG EXPENDITURE PER SAG RECIPIENT

The chart summarizes the average support provided under SAG per recipient at the University of Toronto compared to other Ontario universities as tracked by the Province of Ontario.

Note: Toronto includes the Toronto School of Theology conjoint programs.

Source: Ministry of Colleges and Universities





# INSTITUTIONAL SCHOLARSHIPS AND BURSARIES

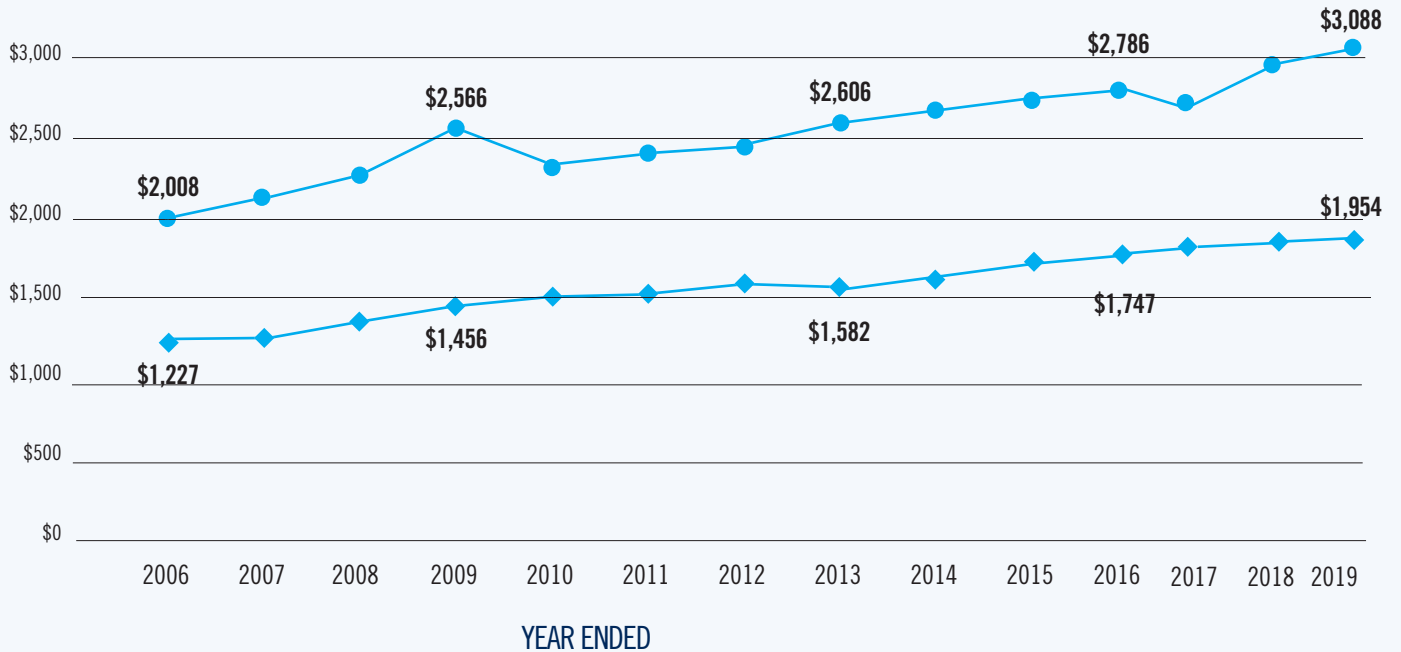
Figure 16 shows Scholarships and Bursaries per Student FTE for the University of Toronto relative to other Ontario universities. The university’s undergraduate and graduate expenditures per student substantially exceed those of the system as a whole, estimated to be 58% higher in 2018-19. The drop in 2009-10 reflects constraints on discretionary scholarships spending as a result of the 2008 economic downturn. This, however, did not affect the University’s ability to meet student need through UTAPS.

**FIGURE 13: SCHOLARSHIPS AND BURSARIES PER STUDENT FTE**

The chart indicates the scholarships and bursaries per student FTE compared to the other Ontario universities.

Source: Compendium of Statistical and Financial Information – Ontario Universities (for the years 1998-99 through 2018-19)

● Toronto  
◆ System (excluding Toronto)

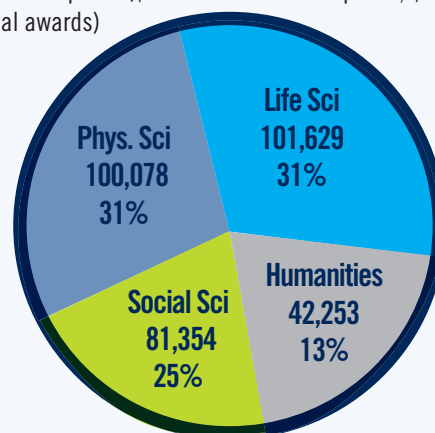


# APPENDIX A: DOCTORAL- STREAM STUDENT SUPPORT BY SGS DIVISION

The University of Toronto Policy on Student Financial Support calls for reporting of doctoral-stream student support, broken out by SGS academic divisions.

**FIGURE 14: GRADUATE STUDENT FINANCIAL SUPPORT BY SGS DIVISION (2019-20)**

The chart below shows the breakdown of graduate student support by SGS Division for 2019-20. In total, \$325.3M was provided, including support to graduate students at affiliated hospitals (\$24.9M in research stipends, \$5.3M in external awards)



**FIGURE 14A: GRADUATE STUDENT FINANCIAL SUPPORT BY SGS DIVISION (\$000s) (2019-20)**

	2018-19				2019-20			
	Award Income	Employment Income	Research Stipend	All Income	Award Income	Employment Income	Research Stipend	All Income
Humanities	30,696	14,477	23,845	69,018	26,896	13,986	1,371	42,253
Social Sci	39,995	24,730	4,399	69,973	50,412	27,283	3,659	81,354
Phys Sci	40,255	18,080	35,139	93,562	41,223	19,198	39,657	100,078
Life Sci	45,246	12,422	20,246	77,914	43,093	13,359	45,177	101,629
<b>Total</b>	<b>\$156,192</b>	<b>\$69,709</b>	<b>\$83,629</b>	<b>\$309,211</b>	<b>\$161,624</b>	<b>\$73,826</b>	<b>\$89,864</b>	<b>\$325,314</b>

**FIGURE 14B: GRADUATE STUDENT FINANCIAL SUPPORT BY ACADEMIC DIVISION (\$000s)  
(INCL. AFFILIATED HOSPITALS)**

	2018-19				2019-20			
	Award Income	Employment Income	Research Stipend	All Income	Award Income	Employment Income	Research Stipend	All Income
A&S	66,224	37,921	19,057	123,203	71,330	39,339	20,262	130,931
UTSC	2,089	1,034	611	3,733	2,238	1,132	642	4,012
UTM	700	389	1	1,089	649	547	4	1,199
DENT	549	323	337	1,209	630	304	402	1,336
MED	26,455	2,531	34,204	63,190	25,463	2,974	36,599	65,036
DLSPH	5,475	2,421	1,782	9,677	5,427	2,591	1,886	9,904
NURS	1,152	469	65	1,686	647	542	102	1,291
PHRM	938	441	1,567	2,946	1,113	405	1,536	3,053
KPE	1,624	905	355	2,883	1,651	929	373	2,953
APSE	20,185	7,961	23,237	51,384	19,226	8,455	26,193	53,875
ARCH	2,871	1,692	364	4,927	2,284	1,573	380	4,237
OISE	8,762	7,133	1,164	17,059	8,704	8,459	447	17,611
LAW	1,271	83	9	1,364	1,181	142	10	1,333
INFO	1,928	2,785	198	4,911	2,201	3,153	227	5,580
MUS	3,154	1,230	48	4,432	4,226	1,343	47	5,616
SWK	2,332	274	457	3,063	2,371	345	629	3,345
MGT	10,484	1,798	174	12,456	12,283	1,594	124	14,001
<b>Total</b>	<b>\$156,192</b>	<b>\$69,390</b>	<b>\$83,629</b>	<b>\$309,211</b>	<b>\$161,624</b>	<b>\$73,826</b>	<b>\$89,864</b>	<b>\$325,314</b>

**FIGURE 15: ARTS & SCIENCE GRADUATE STUDENT SUPPORT BY SGS DIVISION (\$000s)**

	2018-19				2019-20			
	Award Income	Employment Income	Research Stipend	All Income	Award Income	Employment Income	Research Stipend	All Income
Humanities	23,026	12,530	1,260	36,817	23,434	12,367	1,305	37,107
Social Sci	17,304	11,199	2,280	30,783	19,597	12,013	2,033	33,643
Phys Sci	16,254	9,412	11,399	37,065	19,299	9,939	12,927	42,165
Life Sci	9,641	4,720	4,118	18,479	9,000	5,019	3,997	18,016
<b>Total</b>	<b>\$66,224</b>	<b>\$37,862</b>	<b>\$19,057</b>	<b>\$123,143</b>	<b>\$71,330</b>	<b>\$39,339</b>	<b>\$20,262</b>	<b>\$130,931</b>

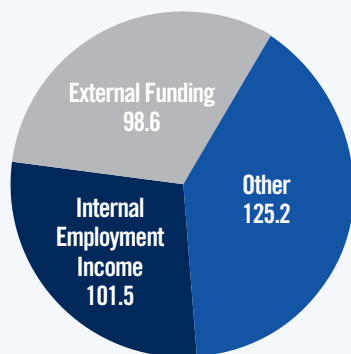
## STUDENT ASSISTANCE AND DOCTORAL-STREAM STUDENT SUPPORT: UNDERSTANDING THE RELATIONSHIP

There are two broad categories of student financial support described in this report: the amount reported as student assistance in the financial statements and doctoral-stream student support. These amounts are neither additive nor mutually exclusive. Rather, there is a partial overlap in the way these two figures are reported. As mentioned above, doctoral-stream students receive funding as TAs, GAs and RAs; however, in the financial statements these funds are reported as salaries and benefits. Figures 16A and 16B below illustrate the relationship between the \$241M reported as student assistance and the \$325.3M in total funding received by doctoral-stream students.

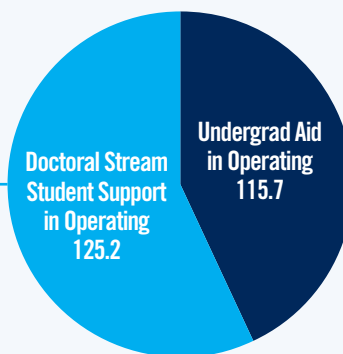
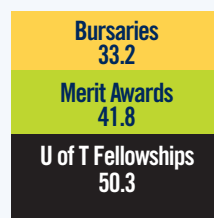
**Notes:**

(1) Internal Employment Income of \$101.5M in Figure 16A is comprised of Internal Employment Income of \$73.8M and \$27.7M in Research Stipends from Operating. Employment Income of \$73.8M in Figure 14B consists of Internal Employment Income only.

**FIGURE 16A: GRADUATE STUDENT SUPPORT TOTAL = \$325.3M**



**FIGURE 16B: STUDENT AID IN OPERATING TOTAL = \$241M**



# APPENDIX B: GRADUATE STUDENT FUNDING FACTSHEET

Doctoral-stream programs at the University of Toronto offer a range of financial supports to graduate students to offset the cost of their graduate education. For those students receiving funding, the amount and type of support can vary across programs. Decisions about the availability, composition, sources and annual amount of graduate funding over the course of a student's program are made primarily at the faculty and graduate unit levels. Information about Base Funding amounts by Faculty and PhD average, gross, and net income data is updated annually on the SGS Website (<https://www.sgs.utoronto.ca/awards-funding/how-funding-works-research-stream/>).

## WHO IS ELIGIBLE FOR FUNDING?

Students accepted into most research-stream Master's and PhD programs will receive funding from their graduate unit -- in other words, from their department and/or Faculty. Funding typically covers one year of master's study and four to five years of doctoral study, but varies by individual program. PhD funding data is available on the SGS website and provides information on Base Funding -- which is the graduate unit's funding commitment -- and the average Actual Income received by full-time, active graduate students in their respective programs (<https://www.sgs.utoronto.ca/about/explore-our-data/>).

Variation in both Base Funding and Actual Incomes is related to faculty and graduate unit decisions as well as the composition and sources of funding. Faculties and graduate unit decisions take many things into account, including student recruitment, faculty research foci, program enrolment and resources, and time to degree completion.

## WHAT IS BASE FUNDING?

Faculties and graduate units determine Base Funding amounts for doctoral stream graduate programs and the number of years that students will be eligible. In addition to the base amount, all eligible students receive the cost of academic tuition and fees. Base Funding amounts and the composition of funding sources, e.g., research stipends, awards, fellowships and employment income such as Teaching or Research Assistants (TAs and RAs), vary among graduate units. For example, in the Faculty of Arts and Science, Base Funding ranges across programs from \$17,000 to \$25,896 per year for eligible students in 2019-2020 (plus the cost of tuition and fees). In graduate units where a partial funding package is offered (e.g. 0.5), this is normally reflected in both the base amount and tuition.

## WHAT IS "AVERAGE ACTUAL INCOME"?

Students often have the opportunity to gain additional income through research stipends, internal and external fellowships, RA employment income and TA-ships. Therefore, the average Actual Income of students in a program is typically higher than the Base Funding amount in that program. Actual Income data is available on the SGS website and searchable by cohort, SGS division, faculty and department. The Actual Income data includes only those funds that are recorded through the University information systems; some external income (e.g. government scholarships or sponsorships) may not be recorded in these systems and therefore is excluded from the data.

## THE ROLE OF EMPLOYMENT INCOME IN FUNDING

In many disciplines, teaching assistant or research assistant work is considered to be an essential component of graduate students' training and professional development. However, there are limits on the amount of income that can be counted toward a student's Base Funding package. Through the 2018 Collective Agreement with CUPE 3902, Unit 1 this limit has been set at an amount of \$8200. In some faculties, limits are also placed on research assistant work; the Faculty of Arts & Science, for instance, specifies 75 hours of RA work per year. Some students choose to take on additional TA or RA work, SGS encourages graduate coordinators to discuss with students the potential impact of this additional work on their progress through their academic programs.

## ANNUAL FUNDING LETTERS

Through the 2018 Collective Agreement with CUPE 3902, Unit 1, the University agreed that every student in the funded cohort who is a bargaining unit employee will receive a funding letter from their graduate unit annually between August 15th and September 30th of each academic year. If a student in the funded cohort becomes a bargaining unit employee after September 30th of that academic year, the graduate unit will provide a funding letter no later than 30 calendar days after the start of their appointment.

While the commitment in the Collective Agreement only applies to members of CUPE 3902, Unit 1, the School of Graduate Studies nevertheless encourages graduate units to provide the same funding information (amount, composition and disbursement schedule) to all of their graduate students who are in the funded cohort through an annual funding letter. To further improve funding transparency, SGS recommends that graduate units also inform students about their respective funding policies so that students understand the terms and conditions under which their funding is provided.

## RESOLVING ISSUES

There is often some confusion about the roles of different groups in the graduate student experience. Graduate students have several groups that represent their interests.

1. The **University of Toronto Graduate Students' Union** and the School of Graduate Studies have created a Funding Complaint Process (<https://www.sgs.utoronto.ca/awards-funding/funding-complaint-process/>) so graduate students can bring forward complaints about their individual funding packages. This process was implemented in 2016-2017 and covers all graduate students.
2. **CUPE 3902 Unit 1** represents students in their role as Teaching Assistants through a collective agreement with the University. Approximately 58% of research-stream graduate students were TAs in 2019-2020.
3. **USW 1998 (Appointed)** represents students in their role as hourly Research Assistants through a collective agreement with the University. Approximately 62% of research-stream graduate students were RAs in 2019-2020.
4. The **University Ombudsperson** provides an impartial and confidential service to help any member of the university community who has been unable to resolve concerns about their treatment by University authorities through other channels.

# APPENDIX C: SUMMARY

FIND OUT MORE [WWW.FUTURE.UTORONTO.CA/FINANCES](http://WWW.FUTURE.UTORONTO.CA/FINANCES)

Highlights from the 2019-20 Annual Report on Student Financial Support produced by the Office of the Vice Provost, Students at the University of Toronto


## ACCESS & STUDENT AID

The university provides non-repayable institutional student aid to qualified students whose financial need is greater than what the Ontario Student Assistance Program (OSAP) provides.

This commitment exceeds the requirements of the Province of Ontario's Student Access Guarantee (SAG), which defines institutional requirements for meeting student financial need.

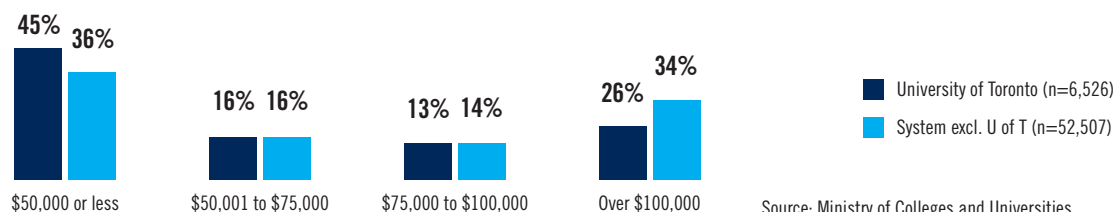
### UNIVERSITY OF TORONTO STUDENT SUPPORT 2019-20 (TOTAL = \$241M)

The University of Toronto's expenditure on all student support, including needs-based aid, scholarships, and bursaries, has grown from \$7.7 million in 1992-93 to \$241M in 2019-20.



### PARENTAL INCOME OF FIRST-YEAR STUDENTS RECEIVING OSAP: 2019-2020

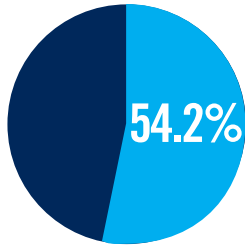
The University of Toronto supports a higher proportion of students from lower income families than the rest of Ontario universities



### UNIVERSITY OF TORONTO COVID-19 EMERGENCY GRANTS

- The university developed and launched its COVID-19 Emergency Grant program in March 2020 to assist students with unexpected costs and financial shortfalls that arose because of the pandemic.
- Under the umbrella of the COVID-19 Emergency Grant program, there are several COVID-19 grants that have been established across the university. These are: Faculty of Information Grant, SGS Emergency Grant: COVID-19, COVID-19 Medicine Emergency Relief Grant, COVID-19 Emergency Student Grant, COVID-19 Student Engagement Award, UTSC COVID-19 Emergency Graduate Student Bursary.
- Domestic and international, undergraduate and graduate students were eligible to apply for the COVID-19 Emergency Bursary.
- Expenditures to the April 30, 2020 fiscal year end were \$3.7M.
- Grant funding continues to be available to students adversely affected by COVID-19. More complete grant funding will be provided in the 2020-21 Annual Report on Student Financial Support.

## OSAP RECIPIENTS AT THE UNIVERSITY OF TORONTO



54.2% of all University of Toronto students received OSAP in 2019-20

- 60% of all undergraduate students
- 36.5% of all graduate students

The number of OSAP recipients has increased 14% since 2014-15 while the number of domestic students studying on a full-time basis has increased 0.4%.

According to the Ministry of Colleges and Universities, the University of Toronto has a larger percentage of students from low-income families than the rest of Ontario universities. 43% of first year OSAP recipients in direct-entry programs come from families earning \$50K or less compared to just 36% at all other Ontario universities.

### MEETING THEIR NEEDS

The following case studies, based on real people, provide examples of what students paid in 2019-2020 under various economic, personal and program circumstances.

## OSAP DEBT

- 1/2 of graduates from direct-entry programs graduate with no OSAP debt at all
- Repayable debt was a little more than \$20,000, where it has been for the past five years.
- The OSAP default rate for University of Toronto students in 2019-20 was 1.9%, which was an improvement over the 2018-19 rate of 2.2%. However, the 2019-20 OSAP default rate for the Ontario university sector and the Ontario postsecondary sector increased over 2018-19 levels

### DANIEL: UTAPS ASSISTANCE FOR TUITION FOR HIGH DEMAND PROGRAMS

Daniel is a second year Bachelor of Computer Science student. He is a single and living at home during his studies. As OSAP did not fully meet Daniel's needs, the University of Toronto provided him with a \$3,429 UTAPS grant.

Daniel's parents' combined income is \$91,950. He is an only child. While he was in school, interest that accrued on Daniel's student loan was paid by government.

\$13,168 TUITION & FEES	\$1,500 UOFT SCHOLARSHIP
\$1,263 OSAP GRANTS	
\$3,429 UTAPS GRANT	PLUS \$6,930 OSAP LOANS

**NET TUITION**  
**\$6,967**

**Net Tuition:** After subtracting non-repayable grants and scholarships, Daniel's tuition and fees expense effectively was reduced to \$6,967, or 53% of the published fee.

\$8,125 TUITION & FEES	
\$8,449 OSAP GRANTS	\$1,366 UTAPS GRANT
\$9,414 UOFT SCHOLARSHIP	PLUS \$7,557 OSAP LOANS

**NET TUITION**  
**-\$11,154**

**Net Tuition:** After subtracting non-repayable grants and scholarships, Jorge's tuition and fees expense effectively was reduced to \$0, and \$11,154 was left to be applied to other expenses.

### JORGE: OSAP LOAN AND GRANT SUPPORT

Jorge is first year Life Sciences student. He is a crown ward.

As OSAP did not fully meet his needs, the University of Toronto provided Jorge with a \$1,336 UTAPS grant. He also was awarded the Matthew O'Brien Memorial Scholarship valued at \$9,414 and a University of Toronto Crown Ward Grant valued at \$3,000.

While he was in school, interest that accrued on Jorge's student loan was paid by government.