



FOR INFORMATION

PUBLIC

OPEN SESSION

TO: Governing Council

SPONSOR: Cheryl Regehr, Vice-President & Provost
CONTACT INFO: cheryl.regehr@utoronto.ca

PRESENTER: Same as above
CONTACT INFO:

DATE: March 26, 2020 for April 2, 2020

AGENDA ITEM: 3(i)

ITEM IDENTIFICATION:

Annual Report on Student Financial Support, 2018-19: Vice-Provost, Students

JURISDICTIONAL INFORMATION:

Governance responsibility for student financial support resides with the Committee on Academic Policy and Programs, which considered this *Report* on February 24, 2020.

The Business Board receives the *Report* as context for its consideration of the tuition fee schedules.

GOVERNANCE PATH:

1. Committee on Academic Policy and Programs [for information] (Feb. 24, 2020)
2. Business Board [for information] (March 18, 2020)
3. Executive Committee [for information] (March 24, 2020)
4. **Governing Council [for information] (April 2, 2020)**

PREVIOUS ACTION TAKEN:

None.

HIGHLIGHTS:

The *Policy on Student Financial Support*, approved by the Governing Council in April 1998, calls for an annual report to provide information on need-based aid by academic division, OSAP debt-load for students graduating from undergraduate direct-entry programs, and funding for graduate students in doctoral stream programs. The report has been expanded in recent years to provide a fuller picture of financial assistance offered to students at the U of T.

FINANCIAL IMPLICATIONS:

In 2018-19, the university spent \$227.9M in total student assistance. This robust student aid program ensures that the university remains accessible to students with financial need.

RECOMMENDATION:

For information.

DOCUMENTATION PROVIDED:

- Annual Report on Student Financial Support, 2018-19

ABOVE AND BEYOND: ENSURING ACCESS TO A U OF T EDUCATION

2018-19 Annual Report on
Student Financial Support

Office of the Vice-Provost, Students
University of Toronto



UNIVERSITY OF
TORONTO



CONTENTS

1. BACKGROUND	3
2. STUDENT FINANCIAL SUPPORT DATA 2018-19	4
Total Support	5
Need-Based Support	7
Merit-Based Support	8
Other Student Financial Supports	8
3. ACCESS	14
OSAP	15
UTAPS Grants	20
Student Access Guarantee	22
Institutional Scholarships and Bursaries	23
4. APPENDICES	24
Appendix A: Doctoral-Stream Student Support by SGS Division	24
Appendix B: The Graduate Funding Fact Sheet	27

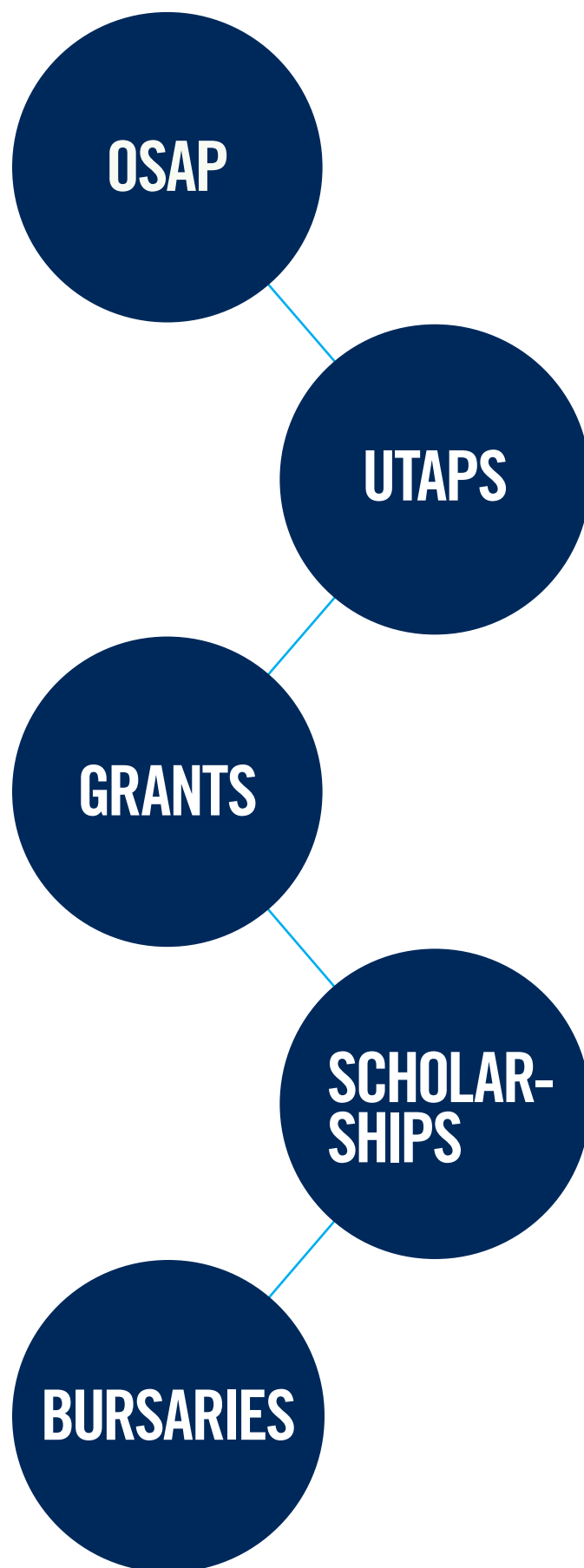
1. BACKGROUND

Undergraduate and graduate students at the University of Toronto have access to a wide range of financial supports through the university in addition to those available through government loan and grant programs like the Ontario Student Assistance Program (OSAP). Some are based on need, and others on measures of merit, such as academic achievement or leadership. There are supports for international and Canadian students as well as dedicated supports for students with disabilities. Many of these forms of aid do not have to be repaid.

Student support is funded by a mix of university operating dollars and donated funds; the latter may be used only in accordance with the terms of the donation.


In doctoral-stream programs, many graduate students are eligible to receive funding for up to five years of study and are eligible for various external awards (OGS/QEII-GSST/Trillium) and University of Toronto completion awards in the years beyond. Many professional master's program students are eligible for bursaries funded by their program and/or have access to private loan assistance.

As required by the Governing Council policy, this annual report includes detailed information on financial support by academic division, OSAP debt-load for students graduating from undergraduate direct-entry programs, and funding for doctoral-stream students. In addition, this report attempts to provide a wider view of financial support and related issues relevant to the University of Toronto.




2. STUDENT FINANCIAL SUPPORT DATA 2018-19

For the purposes of this report, direct-entry undergraduate programs are programs of study into which a student may be admitted directly from high school. Second-entry undergraduate programs are programs of study that require a student to have some university preparation before admission to the program.



TOTAL SUPPORT

In 2018-19, the university provided **\$227.9M** in student support, as defined for financial reporting purposes and reported in Schedule 4 of the university's 2018-19 financial statements. The major components of this funding are provided in Figure 1.



Notes:

1. Student Support figures do not include funds paid to Research Assistants (RA), Graduate Assistants (GA), nor Teaching Assistants (TA). Research stipends (T4A income) along with RA, GA, and TA income amounts are reported as compensation expenses and included in Figure 3.
2. The Ontario Graduate Scholarships, the Queen Elizabeth II Graduate Scholarships in Science and Technology and the Trillium Scholarships (OGS/QEII-GSST/Trillium) are cost shared with the Province of Ontario. The province contributes two thirds of the funding and the University of Toronto contributes the remainder. The amount presented in Figure 1 reflects total combined expenditures.

JIMIN

MEETING THEIR NEEDS PROFILES OF UNIVERSITY OF TORONTO STUDENTS RECEIVING FINANCIAL AID

UTAPS ASSISTANCE FOR TUITION FOR HIGH DEMAND PROGRAMS

Jimin is a third year Computer Science student. She is a single student living at home during her studies. As OSAP didn't fully meet Jimin's needs, the University of Toronto provided her with a \$10,629 UTAPS grant.

Jimin's parents' combined income is \$86,444. She is one of two children in the family, and the only one enrolled in postsecondary studies. While Jimin is in school, interest that accrues on her loan is paid by the government.

\$19,222
TUITION & FEES

\$3,511
OSAP GRANTS

\$10,629
UTAPS GRANT

PLUS
\$6,930
OSAP LOANS

**NET
TUITION
\$5,082**

Net Tuition: After subtracting **non-repayable** grants, Jimin's tuition and fees expense effectively was reduced to \$5,082, or 26% of the published fee.

ASHIFA

MEETING THEIR NEEDS PROFILES OF UNIVERSITY OF TORONTO STUDENTS RECEIVING FINANCIAL AID

UTAPS ASSISTANCE FOR REGULAR TUITION FEES

Ashifa is a first year Humanities student. She is a single student living away from home during her studies. As OSAP didn't fully meeting Ashifa's needs, the University of Toronto provided her with a \$1,700 UTAPS grant. In addition, Ashifa was awarded \$500 from her college and \$1,000 from an external agency.

Ashifa's parents' combined income is \$106,900. She is one of three children in the family, and the only one enrolled in postsecondary studies. While Ashifa is in school, interest that accrues on her loan is paid by the government.

\$8,548
TUITION & FEES

\$3,801
OSAP GRANTS

\$1,700
UTAPS GRANT

\$500
UOFT GRANT

PLUS
\$10,098
OSAP LOANS

**NET
TUITION
\$2,547**

Net Tuition: After subtracting **non-repayable** grants, Ashifa's tuition and fees expense effectively was reduced to \$2,547, or 30% of the published fee.

NEED-BASED SUPPORT

The university provided \$99.2M in need-based student support (i.e., UTAPS and divisional support) in 2018-19. Of the need-based aid provided, about 72% went to students in

undergraduate programs. Graduate students received about 28%. Information on UTAPS expenditure levels is provided in Section 3 -- *UTAPS Grants*.

FIGURE 2: UNIVERSITY OF TORONTO FUNDING BY ACADEMIC DIVISION TOTAL = \$107M

The table shows funding (i.e., undergraduate and graduate) by academic division for 2018-19.

	OSAP (A)	UTAPS (B)	Divisional Support (C)	Work Study (D)	Total University Funding (B+C+D)
Applied Science & Engineering	\$28,158,906	\$14,228,703	\$2,227,468	\$206,632	\$16,662,803
Architecture, Landscape, and Design	\$6,701,727	\$820,167	\$359,654	\$391,253	\$1,571,074
Arts & Science, St. George	\$123,414,606	\$10,389,395	\$14,968,148	\$3,641,044	\$28,998,587
Dentistry	\$6,611,870	\$264,488	\$539,495	-	\$803,983
Forestry	\$753,545	\$15,912	\$69,505	\$12,062	\$97,479
Information	\$4,270,845	\$-	\$818,919	\$166,677	\$985,596
Kinesiology and Physical Education	\$7,020,100	\$116,721	\$311,027	\$127,057	\$554,805
Law	\$6,257,746	\$335,970	\$3,807,458	\$34,964	\$4,178,392
Management	\$4,590,973	\$-	\$7,404,293	\$29,376	\$7,433,669
Medicine	\$32,365,454	\$986,741	\$11,824,613	\$145,171	\$12,956,525
Music	\$3,844,721	\$274,810	\$715,141	\$112,244	\$1,102,195
Nursing	\$7,488,068	\$193,595	\$993,015	\$24,455	\$1,211,065
OISE	\$17,946,490	\$274,091	\$3,684,126	\$331,930	\$4,290,147
Pharmacy	\$11,849,416	\$725,677	\$1,512,707	\$6,635	\$2,245,019
Public Health	\$4,269,047	\$38,487	\$1,738,115	\$63,436	\$1,840,038
Social Work	\$3,850,121	\$11,658	\$701,132	\$71,948	\$784,738
University of Toronto Mississauga	\$79,456,353	\$7,853,238	\$1,709,164	\$1,015,384	\$10,577,786
University of Toronto Scarborough	\$82,574,581	\$7,629,605	\$1,619,439	\$1,487,570	\$10,736,614
2018-19 Total	\$431,424,569	\$44,159,258	\$55,003,419	\$7,867,838	\$107,030,515
2017-18 Total (for comparison)	\$401,809,250	\$41,791,990	\$43,615,178	\$6,071,282	\$91,478,450

Notes:

- OSAP consists of federal and provincial repayable and non-repayable funding.
- UTAPS consists of \$41.7M from operating and \$2.4M from endowed and expendable accounts.
- Divisional support includes undergraduate and graduate need-based and merit-based awards provided by the academic divisions and centrally funded emergency aid administered by Enrolment Services.

- Work Study includes central and divisional contributions to wages and employment benefits.

MERIT-BASED SUPPORT

In 2018-19, \$51.1M in merit-based awards was provided to University of Toronto students. Undergraduate students received \$29.2M and graduate students received the remaining \$21.9M. In 2018-19, undergraduate merit-based support included the National and Arbor Scholarships, the University of Toronto Scholarships, the Lester B. Pearson International Admissions Scholarship, the President's Scholars of Excellence Program, and the Connaught Scholarships for graduate students.

OTHER STUDENT FINANCIAL SUPPORTS

DIVISIONAL AWARDS

Many students, whether or not they receive government aid and support from the University of Toronto Advanced Planning for Students program (UTAPS), do qualify for merit and need-based awards through their academic divisions. These awards are based on the division's assessment of the student's individual circumstances. In 2018-19, divisions provided \$55M in funding to students. About 54% of the funding was issued to undergraduates. Graduate students received the remainder.

WORK STUDY

The University of Toronto Work Study program, implemented in 2012-13, is open to undergraduate and graduate students studying on a full time or part time basis (i.e., taking course loads of at least 2.0 credits over the fall/winter terms or at least 1.0 credit over the summer term) and international undergraduate and graduate students studying on a full time basis. Work Study students do not have to demonstrate financial need, though in 2018-19 a little more than half were OSAP recipients.

Rethinking undergraduate education is one of three priorities identified by University of Toronto President Meric Gertler in *Three Priorities: A Discussion Paper* (2015). Key elements of this priority include experience-based learning and facilitating the transition from study to work. The experiential learning opportunities provided through Work Study do both.

Seventy percent of wages in the Work Study program are funded using central funds and 30% by the hiring units. Further, employers are permitted to use their Personal Expense

Reimbursement Allowance (PERA) funds to cover the hiring unit contribution to student wages.

For 2018-19, about 5,700 Work Study positions were available and about 3,550 students were hired. There are many reasons why the number of positions available differs from the number of students hired. Employers' plans may change; in other cases, employers are unable to find a student with the skill set to match the position or there are no applications.

In 2016-17, the University of Toronto made program decisions to ensure that even more students have access to the Work Study program. This included expanding the program to include students studying on a part-time basis as well as international students. The Work Study budget is increased annually, as are other student financial support program budgets, and the employer contribution to wages increased to 30%, up from 20%.

In 2018-19, a tri-campus working group considered the Work Study program and ways to clarify program administration, improve program communications, and to leverage technology to improve program delivery. Recommendations were made and implemented for the Fall-Winter 2019-20 Work Study session. These recommendations focus on wages, contract duration, hours of work, employee and employer training, program communications, and accessibility of the work place.

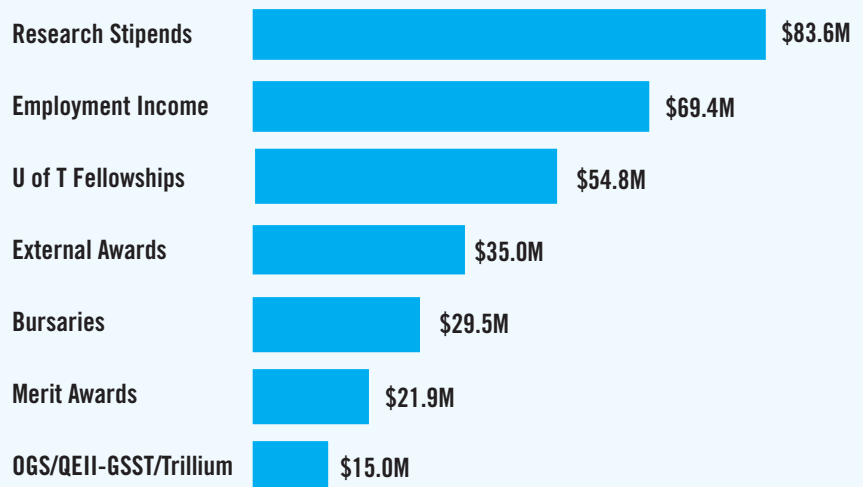
DOCTORAL-STREAM STUDENT SUPPORT FOR DOMESTIC AND INTERNATIONAL STUDENTS

The University of Toronto is committed to the financial support of domestic and international graduate students in doctoral stream programs. While the duration of the commitment varies among the graduate units, one year of master's study and four years of PhD study are most common. Funding packages for eligible students are arranged by faculties/graduate units, and may consist of some combination of University of Toronto Fellowships, faculty or departmental grants, scholarships or bursaries, employment income, research stipends, and external awards. Across units, base funding ranges from \$15,500 - \$28,000 for PhD students plus academic tuition and incidental fees, however actual incomes can be considerably higher, as there are often opportunities for additional awards, research stipends, and employment income (<https://www.sgs.utoronto.ca/awards-funding/how-funding-works-research-stream/>)



FIGURE 3: FINANCIAL SUPPORT FOR ALL GRADUATE STUDENTS TOTAL = \$309.2M

The chart identifies the sources of financial support for graduate students for 2018-19. Total financial support provided was \$309.2M, including \$22.5M in support to graduate students at affiliated hospitals.



Students in doctoral-stream programs may receive funding provided as stipends from their supervisors’ research grants. They may also may receive funding as Teaching Assistants, Graduate Assistants, and Research Assistants. Some students in doctoral-stream programs may also receive funding from the federal government through SSHRC, CIHR and NSERC grants, as well as provincial, corporate, and foundation grants. International students may receive funding through the Connaught International Scholarships for Doctoral Students. Though some assistance provided to students in doctoral-stream programs is included in Figure 2, a significant amount of funding (i.e. employment income) is provided/earned in addition to the funding packages.

The total amount of funding received by students in doctoral-stream programs in 2018-19 was \$309.2M, up 0.7% over 2017-18 levels. This includes \$22.5M in funding provided to University of Toronto students conducting research in hospitals affiliated with the university.

The major components of the \$309.2M in doctoral-stream student funding are shown in Figure 3. Further details on doctoral-stream student support, including funding to students broken out by School of Graduate Studies (SGS) division and by academic division, are included in Appendix A. Information is also available online. Appendix B contains the Graduate Student Funding Fact Sheet.

To further enhance the funding available to graduate students, in 2011 the Provost’s PhD Enhancement Fund was established as a special matching program to support divisional fundraising campaigns. A \$6M one-time-only pool of funding was created to match endowed donations on a 1:1 basis. Available funds were allocated to each division on the basis of the number of PhD students in a division. At April 30, 2019, endowed donations

and matching through the Provost’s PhD Enhancement Fund resulted in total endowments of \$19.3M .

**SUPPORT FOR STUDENTS STUDYING ON A PART-TIME BASIS
Noah Meltz Student Assistance Program for Part-Time Undergraduate Students**

Implemented in 1998, the Meltz Bursary provides non-repayable assistance to undergraduate students studying on a part-time basis, as defined by OSAP (i.e., taking less than 60 percent of a full course load). Qualifying students receive bursary funding to cover tuition and fees for up to three courses over an academic year (i.e., two courses in fall/winter and one course in summer) as well as books, transportation and childcare.

In 2018-19, single students with a gross annual income of less than \$30,600 qualified for a Meltz Bursary. Prior to 2013-14, a single student qualified with income of \$14,000 or less.

In 2018-19, approximately \$314,000 was disbursed to about 150 students. By comparison, in 2017-18, \$390,000 was disbursed to 180 students. In addition to receiving Meltz funding, qualifying students with documented disabilities may apply for up to \$2,000 in disability-related supports and services (e.g., note takers, specialized software) through the Province of Ontario’s Bursary for Students with Disabilities (BSWD). In 2018-19, there were 100 University of Toronto students with disabilities who received Meltz and BSWD funding. Payments to these students totaled about \$219,000.

SUPPORT FOR STUDENTS WITH DISABILITIES

The University of Toronto provides funding for students with disabilities through the Alternate Grant and the School of Graduate Studies’ Accessibility Grant.

The Alternate Grant, established in 2006, provides assistance

for disability-related support costs in excess of the maximum disability-related funding available through a student's province or territory. For example, Ontario students with disabilities may require an Alternate Grant if their support costs exceed the maximum disability support funding available through OSAP (i.e., \$10,000). In 2018-19, University of Toronto students with disabilities received about \$1.27M in disability-related supports and services through OSAP. Alternate Grant expenditures were about \$314,000 to 150 students.

The Alternate Grant is available to undergraduate and graduate students with the exception of students in the Faculty of Law, Rotman School of Management, Faculty of Medicine, and the Toronto School of Theology because these faculties administer their own financial aid programs.

There are no Alternate Grant funding maximums. The amount a student may receive depends on their support costs and the disability-related funding they receive from their province or territory.

The School of Graduate Studies' Accessibility Grant provides funding to graduate students with significant educational expenses not covered by the student, the graduate unit, the province, or federal agencies. The grant assists with accommodations necessary to meet unexpected needs arising from the particular demands of the graduate program. In 2018-19, 14 graduate students shared about \$20,000.

SUPPORT FOR CROWN WARDS

Introduced in 2013-14, the University of Toronto Crown Ward Grant provides eligible students with non-repayable funding of up to 50% of tuition, to a maximum of \$3,000 per year. To be eligible, a student must be registered in a direct-entry program, be receiving OSAP, and have self-identified on their OSAP application as being a Crown ward, former Crown ward or that they are in receipt of the Government of Ontario's Extended Care and Maintenance Allowance. Prior to 2018-19, students who received the grant received similar funding from the Government of Ontario to cover the remaining 50% of tuition costs, to a maximum of \$3,000. Combined, Crown wards could receive grant funding to cover 100% of their tuition costs, to a maximum of \$6,000 per year. Starting in 2018-19, as part of OSAP restructuring, Ontario's crown ward grant was folded into the Ontario Student Grant. The University of Toronto continued to provide its Crown Ward Grant. In 2018-19, the University of Toronto Crown Ward Grant assisted 17 students. Program expenditures were about \$44,000.

SUPPORT FOR INDIGENOUS STUDENTS

The University of Toronto provides a wide range of financial

supports to Indigenous students. Through First Nations House, undergraduate and graduate Indigenous students can learn about and access these supports. Currently, the university has total endowments dedicated to Indigenous students of about \$6.5M. In 2018-19, about \$820,000 in Indigenous funding was issued to 147 undergraduate and graduate students. In 2017-18, just over 124 students shared \$550,000.

SUPPORT FOR INTERNATIONAL STUDENTS

A key priority for the University of Toronto is to continue to attract top international students from around the world. International students are defined as students who are not Canadian citizens, permanent residents or protected persons, and who are in Canada on a study permit or other visa.

In 2018-19, the university provided \$19.3M in merit and need-based grants (exclusive of University of Toronto graduate fellowships) to about 2,900 undergraduate and graduate international students. About 78% of this funding was merit based. About 53% of the funding was paid out of central university funds; the remainder was funded by the academic divisions.

Included in the reported expenditures is about \$3.8M directed to international students attending the University of Toronto as part of the MasterCard Foundation Scholars Program. This University of Toronto and MasterCard Foundation program, implemented in 2013-14, provides full scholarships to talented yet financially disadvantaged University of Toronto students who are residents and citizens of a Sub-Saharan African country. The scholarship value is equivalent to the cost of attaining a Bachelor's degree, including travel, tuition, textbooks, housing, food and living expenses. Scholarship recipients also receive financial, academic, social, and post-graduation support to help them gain the experiences and skills needed to succeed. There were 57 MasterCard Scholars Program participants at the University of Toronto. The final year students were admitted to the program was 2017-18.

In 2007 the University of Toronto International Admissions Scholarship was implemented. The award is based on merit and need, and recognizes a small number of exceptional international direct-entry applicants. Recipients receive full financial support throughout their undergraduate studies. There are currently five such international scholars enrolled at the university. Starting 2018-19, the University of Toronto International Admissions Scholarship was replaced by the Lester B. Pearson International Scholarship. The Pearson Scholarship program is intended to attract and support the best and brightest international students in order to allow them to pursue an undergraduate degree in a first-entry program at the University of Toronto. Pearson

Scholars receive a scholarship valued at about \$66,000 per year, depending on the student's program of study. Scholars also have access to enrichment opportunities. The university's funding commitment in the first year was about \$2.4M. At maturity in 2020–21, annual funding will be about \$9.3M, excluding income from endowed funds and divisional contributions, when about 150 Pearson Scholars will be registered for studies.

It is important to note that in order to qualify for a Canadian study permit, all international students must demonstrate to Citizenship and Immigration Canada that they have the resources necessary to fund their studies. There are, however, emergencies that arise where a student's resources are inadequate – changes in family circumstances, currency restrictions,

disasters in the home country. Based on an application process, the university assists current international undergraduate and graduate students with such financial hardships. In 2018–19, expenditures were about \$290,000.

FIGURE 4: UNIVERSITY OF TORONTO FINANCIAL SUPPORT FOR INTERNATIONAL STUDENTS TOTAL = \$19.3M

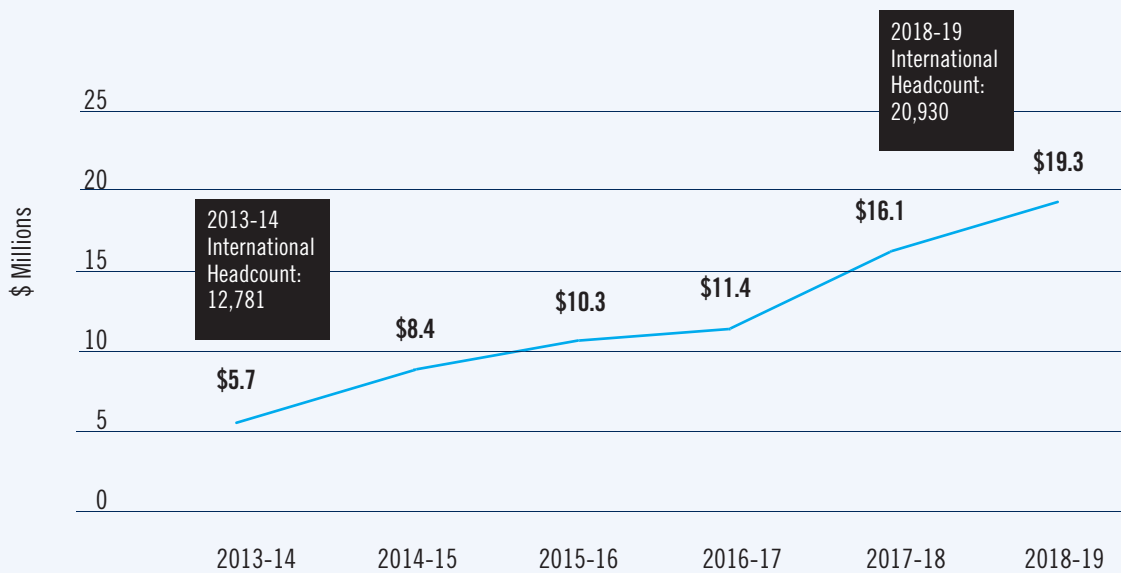
The table shows total financial support (i.e., undergraduate and graduate) by academic division to international students in 2018-19.

	Number of Awards	Number of Recipients	Amount
Applied Science & Engineering	290	248	\$3,612,285
Architecture, Landscape, and Design	25	24	\$244,553
Arts and Science, St. George	1248	1090	\$8,992,118
Dentistry	3	3	\$15,858
Forestry	13	10	\$54,641
Information	6	6	\$24,491
Kinesiology and Physical Education	5	4	\$113,730
Law	5	5	\$38,157
Management	471	320	\$2,427,022
Medicine	22	20	\$159,751
Music	14	11	\$110,432
Nursing	9	7	\$96,716
OISE/UT	26	21	\$115,683
Pharmacy	9	9	\$36,111
Public Health	11	9	\$98,103
Social Work	9	7	\$32,306
University of Toronto Mississauga	676	649	\$1,621,524
University of Toronto Scarborough	479	470	\$1,470,983
2018-19 Total	3321	2913	\$19,264,463
2017-18 Total (for comparison)	2635	2312	\$16,111,194



FIGURE 5: INTERNATIONAL SUPPORT SINCE 2012-13

This chart shows the financial support (i.e., merit and need based) provided by the University of Toronto to international students since 2013-14. Support has increased about 239% over the five-year period compared to a 64% increase in international headcount over the same five-year period. *Note:* Headcount from Student Accounts Cube



TAMARA

MEETING THEIR NEEDS PROFILES OF UNIVERSITY OF TORONTO STUDENTS RECEIVING FINANCIAL AID

OSAP LOAN AND GRANT SUPPORT

Tamara is in the first year of a Bachelor of Arts program at the University of Toronto Mississauga. She is a single student living away from home during her studies.

Tamara's parents' combined income is \$12,677 and she is one of three children in the family. She is the only child in postsecondary studies. In addition to \$9,243 in OSAP funding she received, the University of Toronto provided her with \$11,000 in non-repayable assistance, including a \$9,000 grant in support of Black students.

While in school, the interest that accrues on Tamara's loan is paid by government.

\$7,580
TUITION & FEES

\$6,129
OSAP GRANTS

\$11,000
UofT GRANT

PLUS
\$3,114
OSAP LOANS

NET
TUITION
\$-9,549

Net Tuition: After subtracting **non-repayable** grants, Tamara's tuition and fees expense effectively was reduced to zero, and \$9,549 (excluding OSAP loans) was left to be applied to other expenses (e.g., living costs).

BISKANE

MEETING THEIR NEEDS PROFILES OF UNIVERSITY OF TORONTO STUDENTS RECEIVING FINANCIAL AID

OSAP LOAN AND GRANT SUPPORT

Biskane is in the second year of a Bachelor of Arts program. He is a single, dependent student and the first in his family to attend postsecondary studies. He is living away from home during his studies.

Biskane's parents' combined income is \$13,253 and he is one of two children in the family, both of whom are enrolled in postsecondary studies. Biskane received \$16,191 in OSAP funding and \$12,253 in non-repayable assistance from the University of Toronto, including \$8,470 in grants in support of Indigenous students.

While in school, the interest that accrues on Biskane's loan is paid by government.

\$8,346
TUITION & FEES

\$9,261
OSAP GRANT

\$12,253
UofT GRANT

PLUS
\$6,930
OSAP LOANS

NET
TUITION
\$-13,168

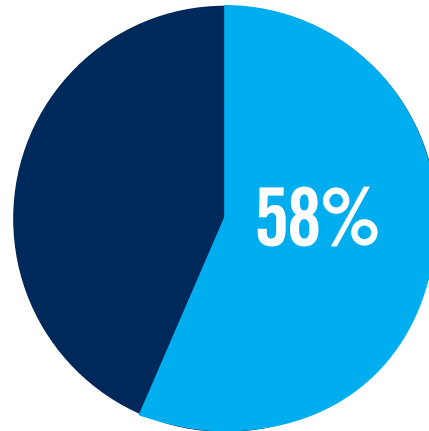
Net Tuition: After subtracting **non-repayable** aid, Biskane's tuition and fees expense effectively was reduced to zero, and \$13,168 (excluding OSAP loans) was left to be applied to other expenses (e.g. living costs).

3. ACCESS

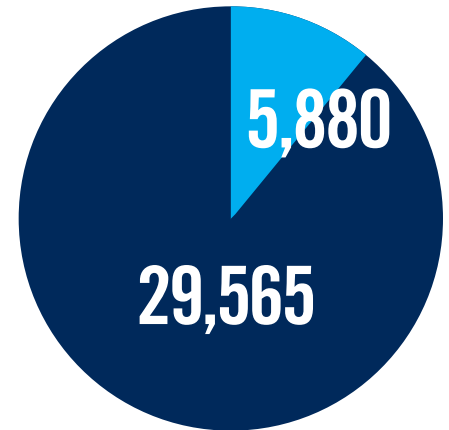
To provide a more complete picture of students' financial position, a variety of indicators are provided below.

2018-19 OSAP PARTICIPATION RATES — FULL-TIME, DOMESTIC HEADCOUNT

OSAP RECIPIENTS AS A PERCENTAGE OF FULL-TIME DOMESTIC HEADCOUNT:



35,445 students, or **58%** of students across all divisions, received OSAP in 2018-19

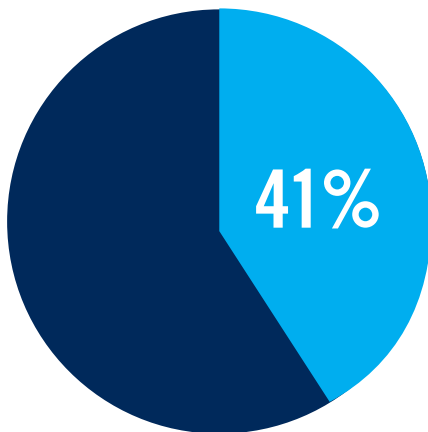


29,565 OSAP recipients registered in undergraduate programs

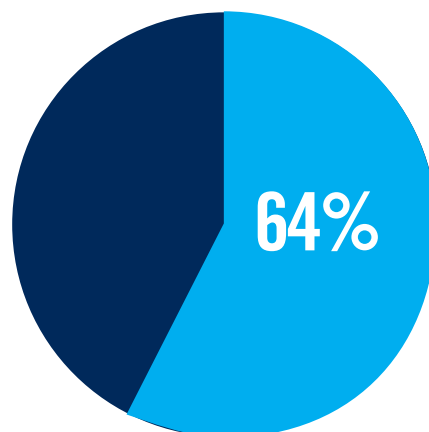
5,880 OSAP recipients registered in graduate programs

OSAP RECIPIENTS AS A PERCENTAGE OF GRADUATE FULL-TIME DOMESTIC HEADCOUNT:

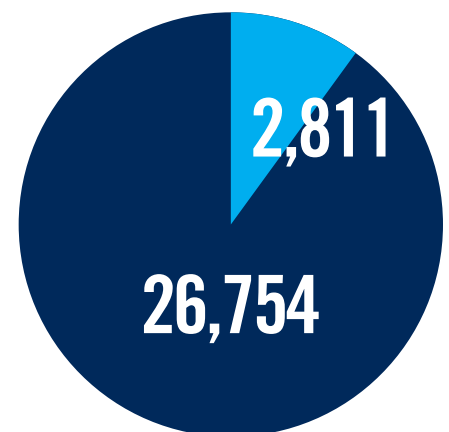
OSAP RECIPIENTS AS A PERCENTAGE OF UNDERGRADUATE FULL-TIME DOMESTIC HEADCOUNT:



5,880 students or **41%** of all graduate students, received OSAP in 2018-19



29,565 students, or **64%** of all undergraduates, received OSAP in 2018-19



26,754 OSAP recipients registered in direct-entry undergraduate programs

2,811 OSAP recipients registered in second-entry undergraduate programs

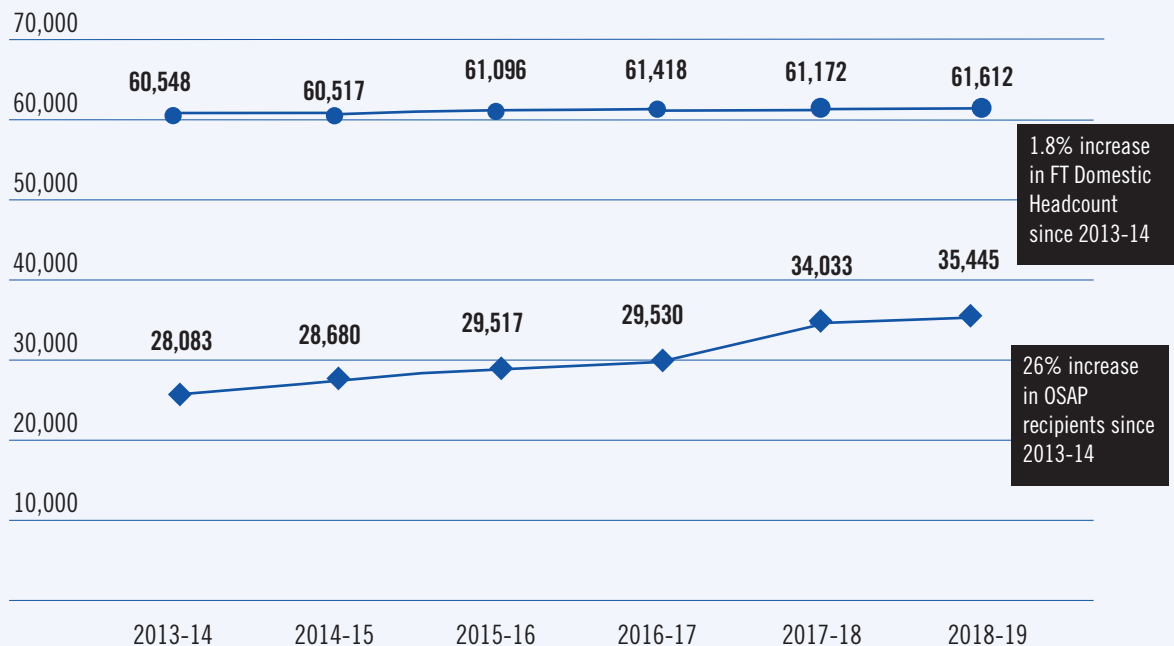
OSAP RECIPIENTS

There were almost **35,500 OSAP recipients** at the university in 2018-19, 4.4% percent more than in 2017-18. On average, these students received an OSAP funding package of about \$12,170, up almost \$370 from 2017-18. OSAP funding consists of Canada–Ontario Integrated Student Loan as well as non-repayable grants. 83.4% of OSAP funding was provided to students in undergraduate programs. Students in graduate programs received the remainder.

In 2018-19, institutions were mandated by the Province of Ontario to bill students for what they owe their institution *after* OSAP funding has been deducted from actual costs (i.e., redirection of OSAP funding from OSAP to the institution). This net cost is viewable by University of Toronto OSAP recipients through the University of Toronto’s ACORN system.

FIGURE 6: OSAP RECIPIENTS VS. FULL-TIME DOMESTIC HEADCOUNT

This chart shows the number of OSAP recipients at the University of Toronto from 2013-14 to 2018-19 relative to the Full-time Domestic Headcount.





PARENTAL INCOME INFORMATION OF OSAP RECIPIENTS

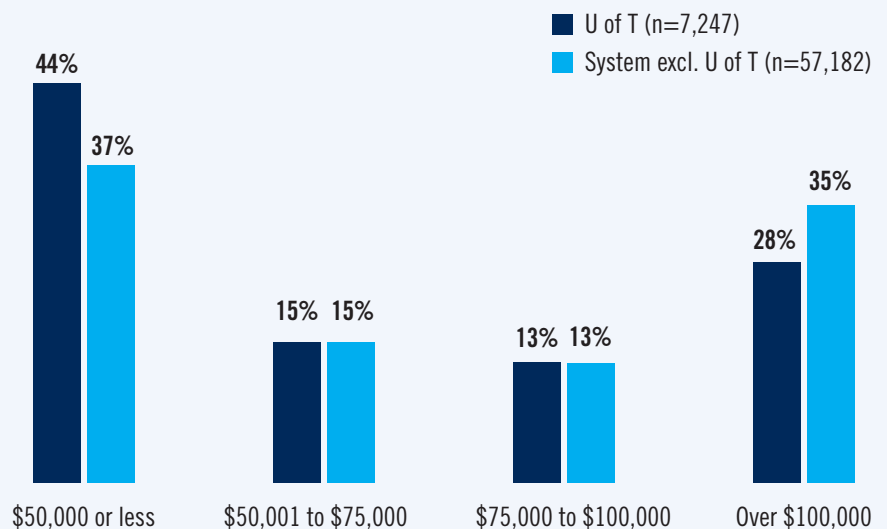
The University of Toronto enrolls and supports a higher proportion of students from lower income families than any other Ontario university. Figure 7 shows that in 2018–19, 44% of first year University of Toronto OSAP recipients in direct-entry programs were from families with parental incomes of \$50,000 or less,

compared to the Ontario average of 37%. Given that 52% of direct-entry students graduated with OSAP debt in 2018–19 (see Figure 8), it is estimated that **almost 23% of first-year undergraduate students at the University of Toronto are from families with incomes of \$50,000 or less.**

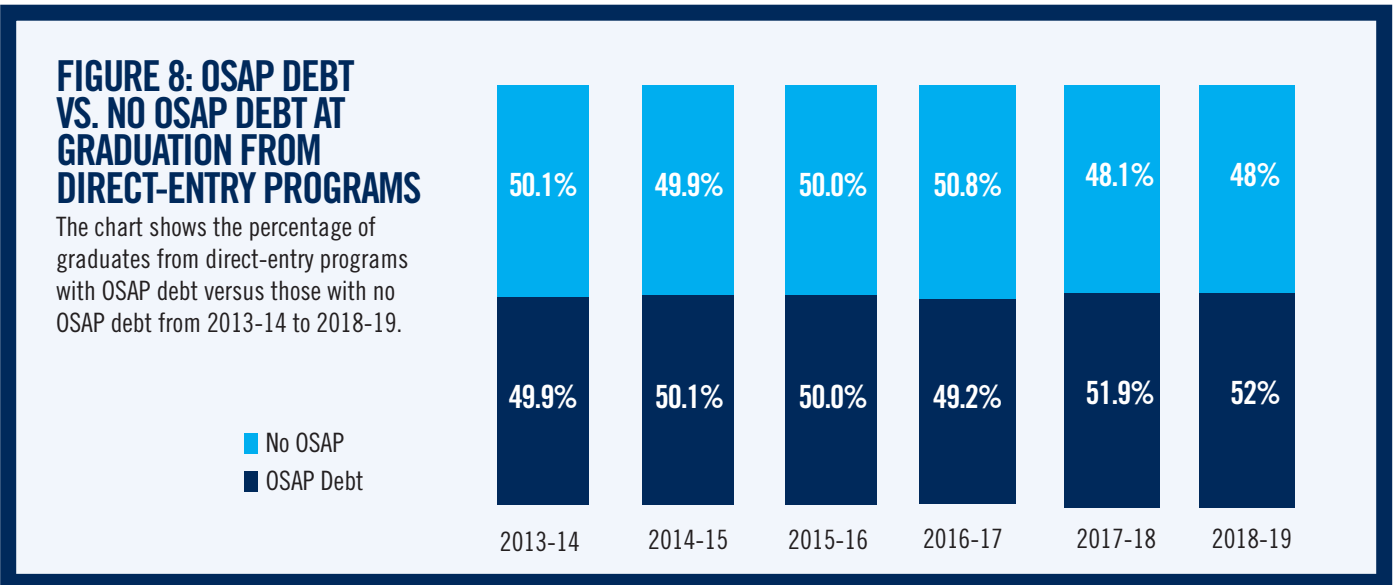
FIGURE 7: PARENTAL INCOME OF FIRST-YEAR OSAP RECIPIENTS IN DIRECT-ENTRY PROGRAMS

The chart shows the distribution of parental income of first-year University of Toronto OSAP recipients in direct-entry programs (2018–19) compared to first-year students at all other Ontario universities. Note: System excludes the University of Toronto.

Source: Ministry of Training, Colleges and Universities

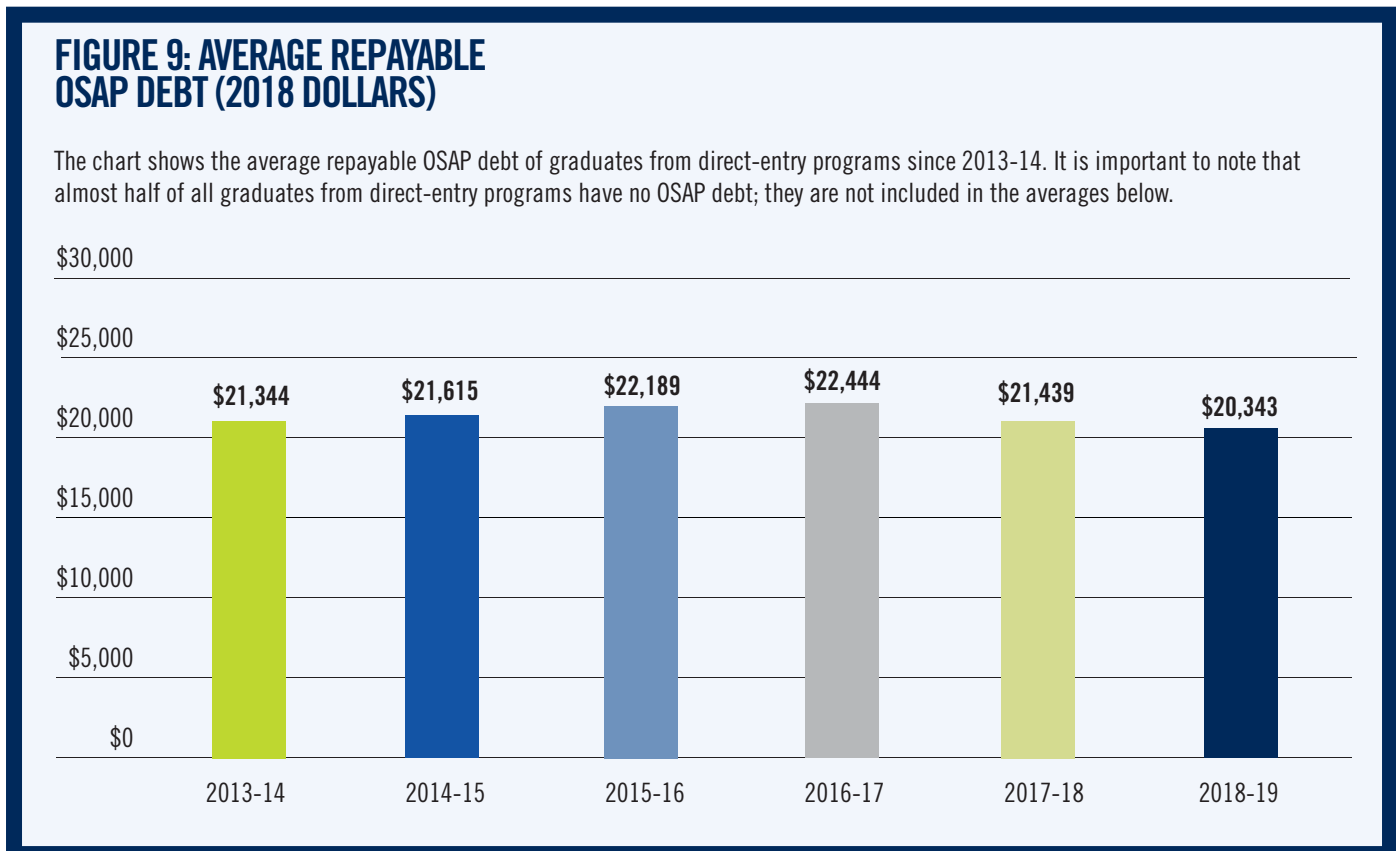


OSAP DEBT

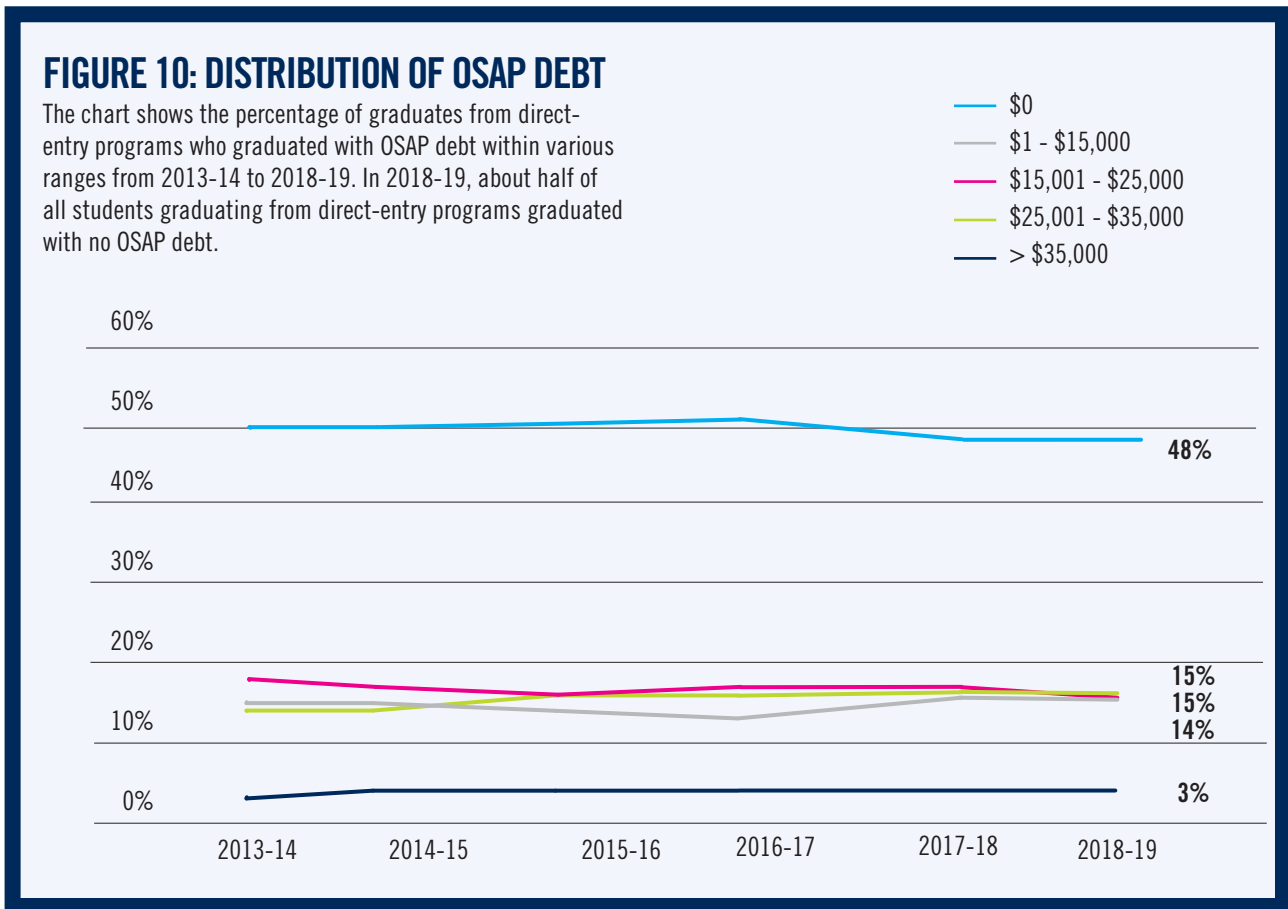


There has been a 2.1 percentage point increase in the proportion of students with OSAP debt graduating from direct-entry programs since 2013-14. The average OSAP debt in 2018-

19 was \$20,343 down 5% from the previous year and the lowest average debt amount since 2013-14.



From 2013-14 to 2018-19, the distribution of student debt shifted away from the highest debt levels because of changes to the mix of loans and grants available to students. Targeted programs such as the former Ontario Access Grant, the Ontario Tuition Grant, the Ontario Student Grant, and the Canada Student Grants, displaced loan funding. In addition, the Ontario Student Opportunity Grant (OSOG), implemented in the late 1990s, helped control the amount of OSAP debt incurred by students. OSOG limited a student’s annual repayable OSAP debt by replacing debt with a non-repayable grant. In 2015-16, students in two terms of study (e.g., September through April) had their annual repayable debt limited to \$7,400, and \$11,100 for three terms of study. In 2016-17, those limits were increased to \$7,500 and \$11,250 respectively. In 2017-18, the maximum amount of annual repayable debt increased to \$10,000. It remained at that amount in 2018-19.



OSAP DEFAULT RATES

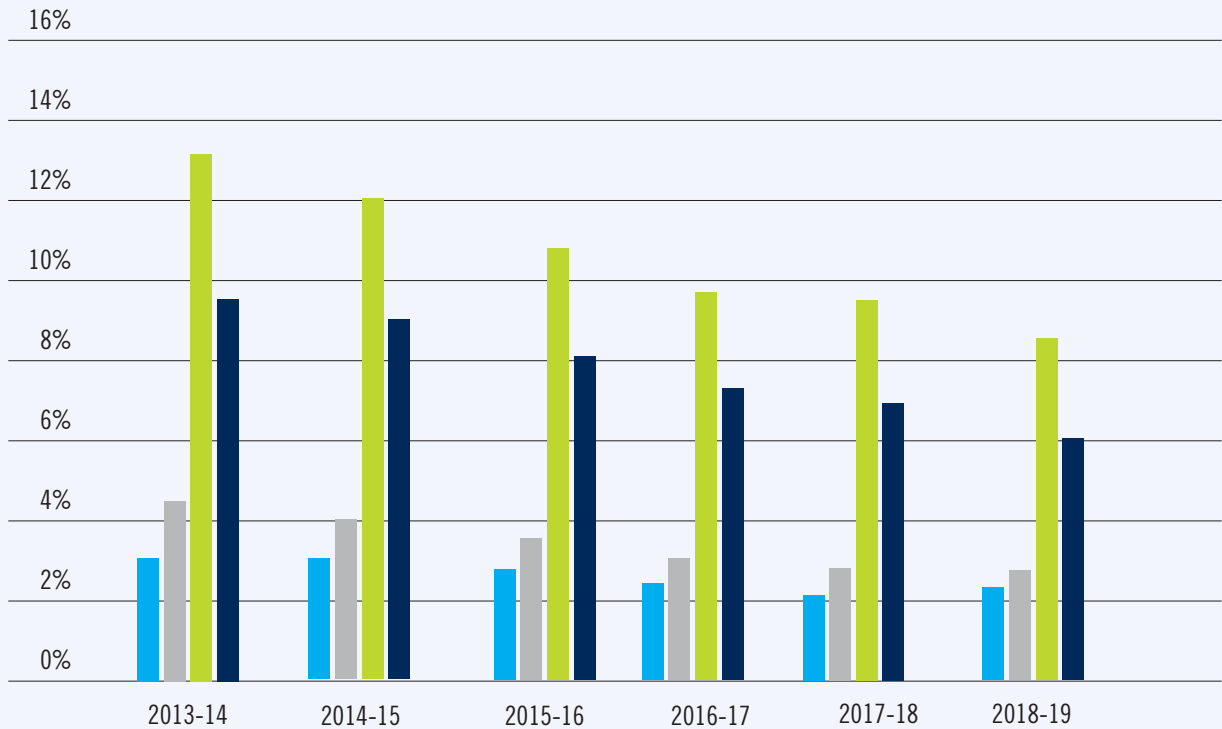
The 2018 University of Toronto default rate was 2.2%, lower than the university sector (2.8%) and Ontario's postsecondary sector (6.1%).

FIGURE 11: OSAP DEFAULT RATES

The chart shows the University of Toronto's OSAP default rates relative to the OSAP default rates of Ontario universities (including the University of Toronto), Ontario colleges of applied arts and technology, and the Ontario postsecondary sector (i.e., Ontario universities, colleges, and Private Career Colleges).

Source: Ministry of Training, Colleges and Universities

- U of T
- Universities
- Colleges
- Sector



UTAPS GRANTS

Institutions are permitted to increase tuition on an annual basis provided they offset the difference between certain costs recognized in the OSAP need assessment (i.e., tuition and fees, books/equipment/supplies) and the actual costs incurred by students. The Province of Ontario requires the gap to be funded automatically for students in direct-entry programs. In addition, institutions must fund at least 20% of the gap for students in second-entry programs. Institutions have the discretion to fund gaps related to other costs (e.g., living). At the University of Toronto, the gap is funded for most students through UTAPS.

UTAPS expenditures in 2018-19 were \$44.2M. Of this amount, 95% or about \$42M was issued to OSAP recipients (i.e., Ontario residents), up 5.7% over 2017-18. The remaining 5% was issued to students from other Canadian provinces and territories. About 9,250 University of Toronto students received UTAPS grants averaging about \$4,800. A little more than 94% of UTAPS funding, about \$41.7M, was provided to students in undergraduate programs. The remaining 5.5%, or about \$2.4M, was issued to graduate students in doctoral-stream programs.

Graduate students in professional masters programs are not considered for UTAPS. Starting July 1, 2016, the university transitioned students in professional master's programs away from UTAPS to divisionally-based supports. At the same time, the Scotiabank line of credit program was expanded to include all professional master's programs.



BOUNDLESS PROMISE PROGRAM AND UTAPS

The Boundless Promise Program (BPP) was created by the University of Toronto in 2011 to, among other things, significantly increase the amount of student financial aid available at the University of Toronto. Through the program, the interest income of donations of \$25,000 or more is matched by the university in support of undergraduate needs-based awards.

To date, BPP has created 334 awards. When fully realized, the almost \$24M endowment, along with the University of Toronto’s matching (UTAPS), will produce approximately \$2.2M annually in support for undergraduate students.

Grants. SAG expenditures are up 6.3% between 2016-17 and 2017-18. (Note: 2017-18 figures are the most recent available from the Ministry of Training, Colleges and Universities). When compared to other Ontario universities, on a per recipient basis, the University of Toronto far exceeds SAG expenditures elsewhere, including the university system as a whole.

STUDENT ACCESS GUARANTEE

In March 2013, the Province of Ontario announced a Tuition Framework for 2013-14 to 2016-17. Overall, Ontario institutions were permitted to increase tuition by up to a maximum average of 3% per year. The Tuition Framework was extended through to 2018-19.

The Framework continues to be accompanied by a Student Access Guarantee (SAG), as explained in Section 3 - UTAPS

FIGURE 14: 2017-18 UNIVERSITY OF TORONTO SAG EXPENDITURES

The chart shows the University of Toronto’s 2017-18 SAG expenditures. Expenditures totaled \$63.7M. Of that amount, \$38.5M was required to be paid as per SAG requirements. The remaining \$25.2M included discretionary expenditures to students in second-entry programs and the difference between actual living costs and living costs recognized in the OSAP need assessment for students in direct and second-entry programs.

Source: Ministry of Training, Colleges and Universities

- Second-entry discretionary expenditures
- Direct-entry discretionary expenditures
- Required (direct and second entry)

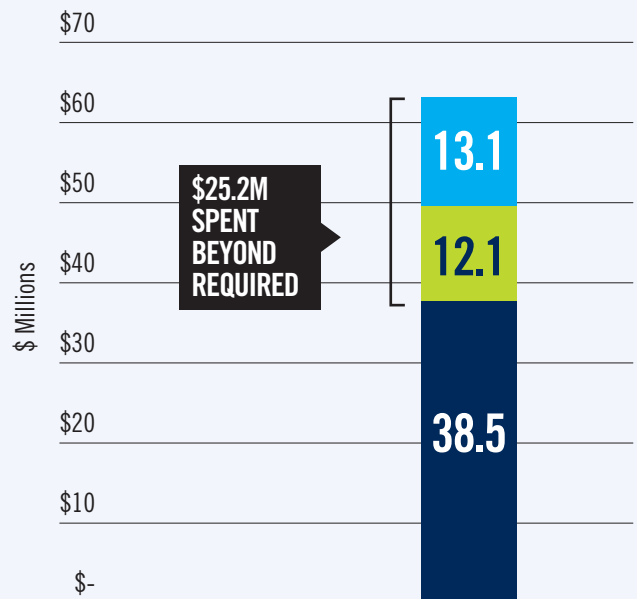
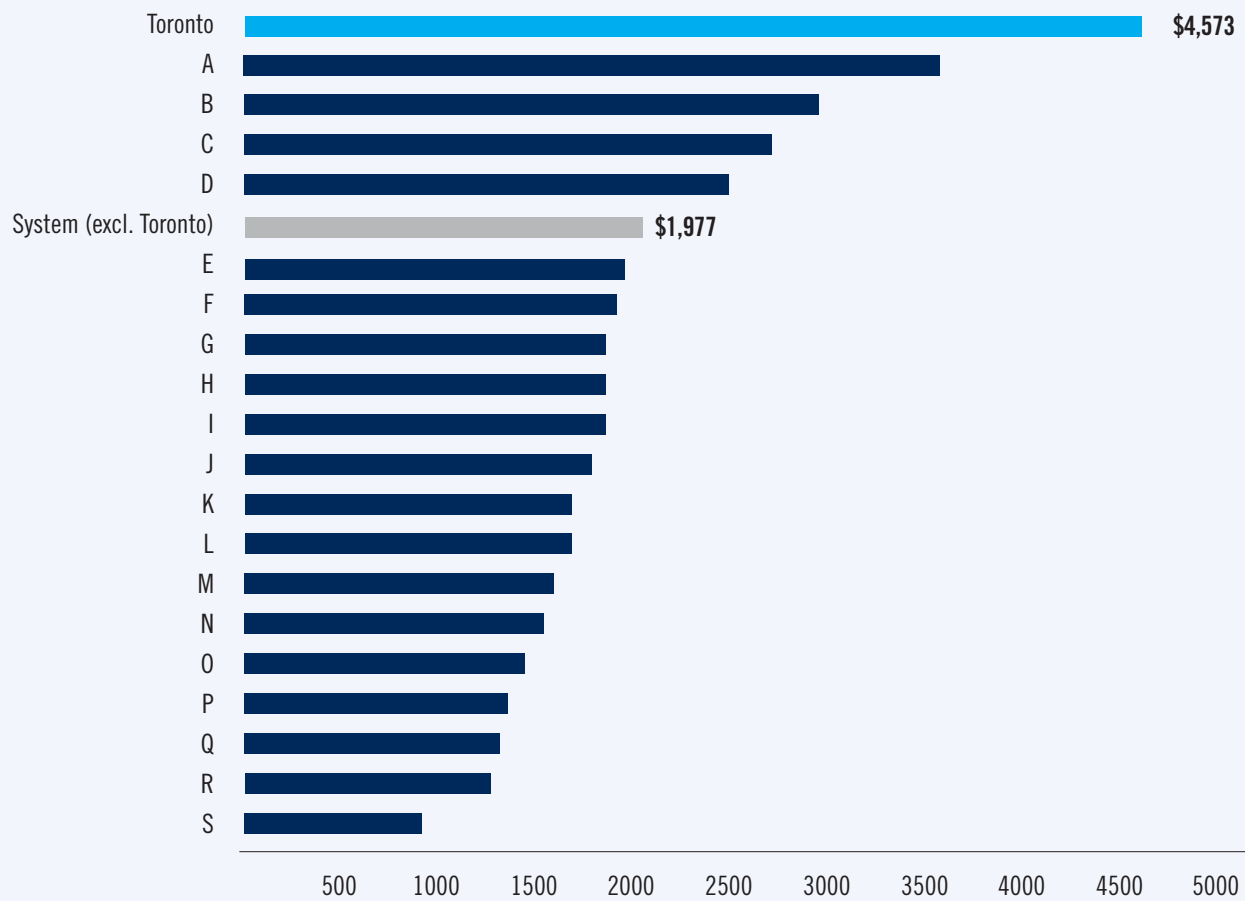


FIGURE 15: 2017-18 AVERAGE SAG EXPENDITURE PER SAG RECIPIENT

The chart summarizes the average support provided under SAG per recipient at the University of Toronto compared to other Ontario universities as tracked by the Province of Ontario.

Note: Toronto includes the Toronto School of Theology conjoint programs.

Source: Ministry of Training, Colleges and Universities



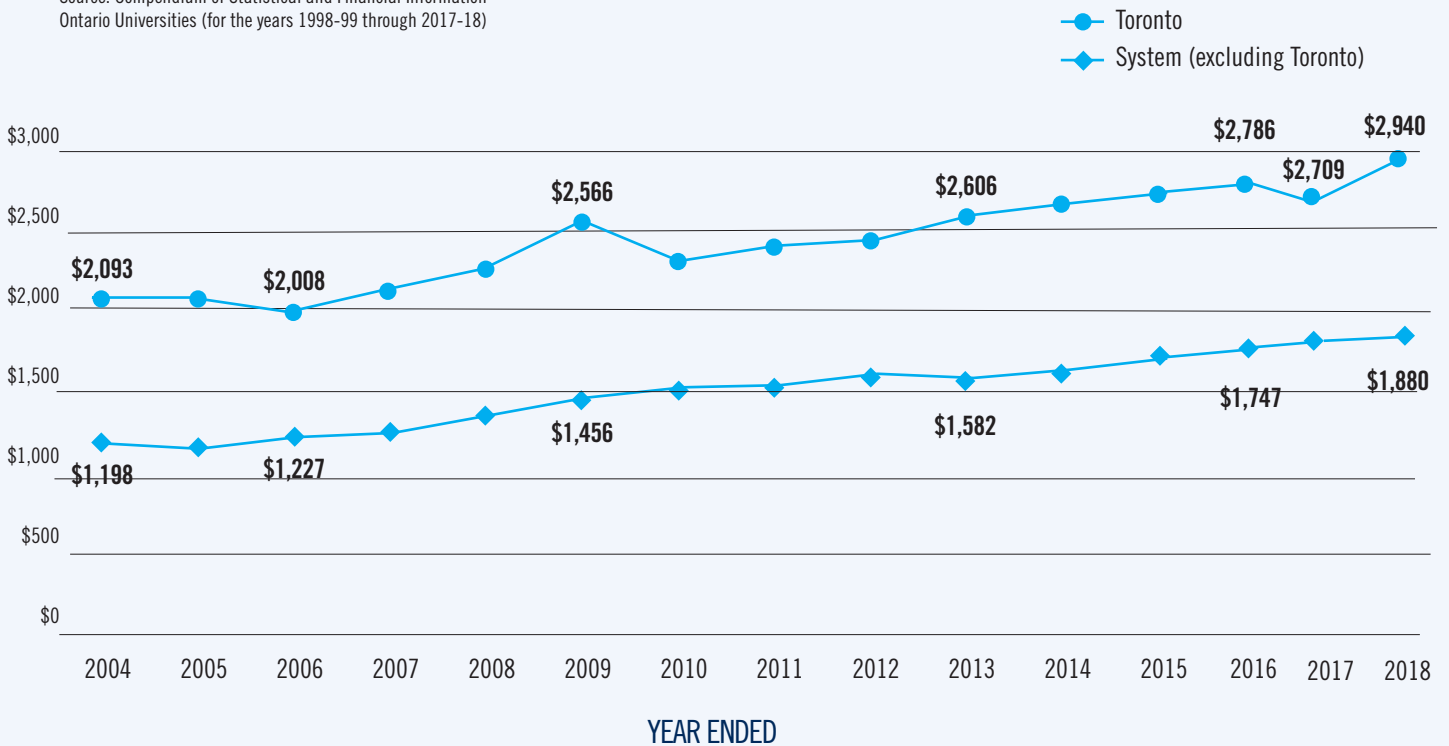
INSTITUTIONAL SCHOLARSHIPS AND BURSARIES

Figure 16 shows Scholarships and Bursaries per Student FTE for the University of Toronto relative to other Ontario universities. The university’s undergraduate and graduate expenditures per student substantially exceed those of the system as a whole, estimated to be 63% higher in 2017-18. The drop in 2009-10 reflects constraints on discretionary scholarships spending as a result of the economic downturn. This, however, did not affect the University’s ability to meet student need through UTAPS.

FIGURE 16: SCHOLARSHIPS AND BURSARIES PER STUDENT FTE

The chart indicates the scholarships and bursaries per student FTE compared to the other Ontario universities.

Source: Compendium of Statistical and Financial Information – Ontario Universities (for the years 1998-99 through 2017-18)



APPENDIX A: DOCTORAL- STREAM STUDENT SUPPORT BY SGS DIVISION

The University of Toronto Policy on Student Financial Support calls for reporting of doctoral-stream student support, broken out by SGS academic divisions.

FIGURE 18: GRADUATE STUDENT FINANCIAL SUPPORT BY SGS DIVISION (2018-19)

The chart below shows the breakdown of graduate student support by SGS Division for 2018-19. In total, \$309.2M was provided, including \$22.5M to graduate students at affiliated hospitals.

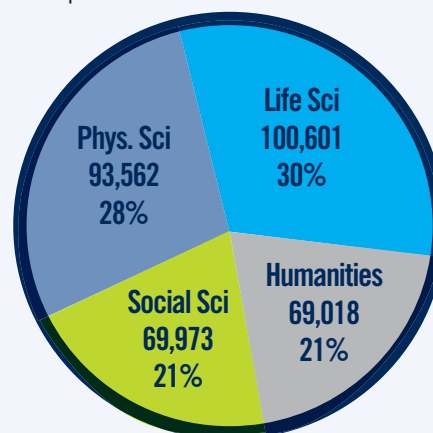


FIGURE 18A: GRADUATE STUDENT FINANCIAL SUPPORT BY SGS DIVISION (\$000s) (2018-19)

	2017-18				2018-19			
	Award Income	Employment Income	Research Stipend	All Income	Award Income	Employment Income	Research Stipend	All Income
Humanities	28,558	13,315	1,209	43,083	30,696	14,477	23,845	69,018
Social Sci	51,892	23,928	4,407	80,228	39,995	24,730	4,399	69,973
Phys Sci	41,599	17,022	33,425	92,047	40,255	18,080	35,139	93,562
Life Sci	39,534	11,220	40,807	91,561	45,246	12,422	20,246	77,914
Total	\$161,584	\$65,485	\$79,849	\$306,918	\$156,192	\$69,709	\$83,629	\$309,211

**FIGURE 18B: GRADUATE STUDENT FINANCIAL SUPPORT BY ACADEMIC DIVISION (\$000s)
(INCL. AFFILIATED HOSPITALS)**

	2017-18				2018-19			
	Award Income	Employment Income	Research Stipend	All Income	Award Income	Employment Income	Research Stipend	All Income
A&S	67,316	36,251	17,141	120,708	66,224	37,921	19,057	123,203
UTSC	1,551	902	700	3,154	2,089	1,034	611	3,733
UTM	685	228	11	924	700	389	1	1,089
DENT	637	285	212	1,134	549	323	337	1,209
MED	28,035	2,254	32,854	63,143	26,455	2,531	34,204	63,190
DLSPH	5,357	2,002	1,865	9,224	5,475	2,421	1,782	9,677
NURS	855	467	139	1,460	1,152	469	65	1,686
PHRM	931	459	1,401	2,791	938	441	1,567	2,946
KPE	1,502	796	339	2,636	1,624	905	355	2,883
APSE	20,390	7,713	22,575	50,677	20,185	7,961	23,237	51,384
ARCH	2,224	1,322	43	3,589	2,521	1,322	22	3,865
OISE	12,268	6,650	1,311	20,228	8,762	7,133	1,164	17,059
FOR	622	264	442	1,329	350	371	342	1,062
LAW	1,345	99	42	1,486	1,271	83	9	1,364
INFO	2,345	2,510	154	5,009	1,928	1,785	198	4,911
MUS	3,380	1,306	49	4,735	3,154	1,230	48	4,432
SWK	2,823	307	432	3,561	2,332	274	457	3,063
MGT	9,320	1,671	140	11,130	10,484	1,798	174	12,456
Total	\$161,584	\$65,485	\$79,849	\$306,918	\$156,192	\$69,390	\$83,629	\$309,211

FIGURE 19: ARTS & SCIENCE GRADUATE STUDENT SUPPORT BY SGS DIVISION (\$000s)

	2017-18				2018-19			
	Award Income	Employment Income	Research Stipend	All Income	Award Income	Employment Income	Research Stipend	All Income
Humanities	23,083	11,705	1,146	35,935	23,026	12,530	1,260	36,817
Social Sci	18,744	11,358	2,100	32,203	17,304	11,199	2,280	30,783
Phys Sci	17,763	8,650	10,349	36,763	16,254	9,412	11,399	37,065
Life Sci	7,725	4,537	3,545	15,807	9,641	4,720	4,118	18,479
Total	\$67,316	\$36,251	\$17,141	\$120,708	\$66,225	\$37,861	\$19,057	\$123,143

STUDENT ASSISTANCE AND DOCTORAL-STREAM STUDENT SUPPORT: UNDERSTANDING THE RELATIONSHIP

There are two broad categories of student financial support described in this report: the amount reported as student assistance in the financial statements and doctoral-stream student support. These amounts are neither additive nor mutually exclusive. Rather, there is a partial overlap in the way these two figures are reported. As mentioned above, doctoral-stream students receive funding as TAs, GAs and RAs; however, in the financial statements these funds are reported as salaries and benefits. Figures 20A and 20B below illustrate the relationship between the \$227.9M reported as student assistance and the \$309.2M in total funding received by doctoral-stream students.

Notes:

(1) Internal Employment Income of \$94.6M in Figure 20A is comprised of Internal Employment Income of \$70.8M and \$23.8M in Research Stipends from Operating. Employment Income of \$70.8M reported in Figure 18B consists of Internal Employment Income.

FIGURE 20A: GRADUATE STUDENT SUPPORT TOTAL = \$309.2M

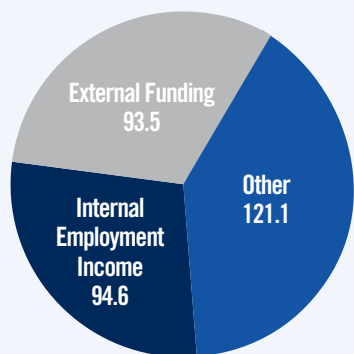
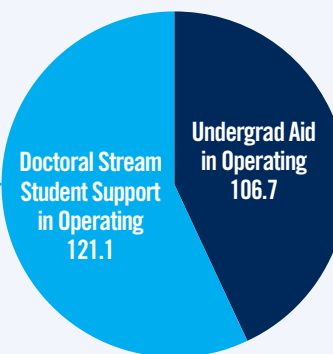



FIGURE 20B: STUDENT AID IN OPERATING TOTAL = \$227.9M



APPENDIX B: GRADUATE STUDENT FUNDING FACTSHEET

Doctoral-stream programs at the University of Toronto offer a range of financial supports to graduate students to offset the cost of their graduate education. For those students receiving funding, the amount and type of support can vary across programs. Decisions about the availability, composition, sources and annual amount of graduate funding over the course of a student's program are made primarily at the faculty and graduate unit levels. Information about Base Funding amounts by Faculty and PhD average, gross, and net income data is updated annually on the SGS Website (<https://www.sgs.utoronto.ca/awards-funding/how-funding-works-research-stream/>).

WHO IS ELIGIBLE FOR FUNDING?

Students accepted into most research-stream Master's and PhD programs will receive funding from their graduate unit -- in other words, from their department and/or Faculty. Funding typically covers one year of master's study and four to five years of doctoral study, but varies by individual program. PhD funding data is available on the SGS website and provides information on Base Funding -- which is the graduate unit's funding commitment -- and the average Actual Income received by full-time, active graduate students in their respective programs (<https://www.sgs.utoronto.ca/about/explore-our-data/>).

Variation in both Base Funding and Actual Incomes is related to faculty and graduate unit decisions as well as the composition and sources of funding. Faculties and graduate unit decisions take many things into account, including student recruitment, faculty research foci, program enrolment and resources, and time to degree completion.

WHAT IS BASE FUNDING?

Faculties and graduate units determine Base Funding amounts for doctoral stream graduate programs and the number of years that students will be eligible. In addition to the base amount, all eligible students receive the cost of academic tuition and fees. Base Funding amounts and the composition of funding sources, e.g., research stipends, awards, fellowships and employment income such as Teaching or Research Assistants (TAs and RAs), vary among graduate units. For example, in the Faculty of Arts and Science, Base Funding ranges across programs from \$17,000 to \$24,089 per year for eligible students in 2018-2019 (plus the cost of tuition and fees). In graduate units where a partial funding package is offered (e.g. 0.5), this is normally reflected in both the base amount and tuition.

WHAT IS "AVERAGE ACTUAL INCOME"?

Students often have the opportunity to gain additional income through research stipends, internal and external fellowships, RA employment income and TA-ships. Therefore, the average Actual Income of students in a program is typically higher than the Base Funding amount in that program. Actual Income data is available on the SGS website and searchable by cohort, SGS division, faculty and department. The Actual Income data includes only those funds that are recorded through the University information systems; some external income (e.g. government scholarships or sponsorships) may not be recorded in these systems and therefore is excluded from the data.

THE ROLE OF EMPLOYMENT INCOME IN FUNDING

In many disciplines, teaching assistant or research assistant work is considered to be an essential component of graduate students' training and professional development. However, there are limits on the amount of income that can be counted toward a student's Base Funding package. Through the 2018 Collective Agreement with CUPE 3902, Unit 1 this limit has been set at an amount of \$8200. In some faculties, limits are also placed on research assistant work; the Faculty of Arts & Science, for instance, specifies 75 hours of RA work per year. Some students choose to take on additional TA or RA work, SGS encourages graduate coordinators to discuss with students the potential impact of this additional work on their progress through their academic programs.

ANNUAL FUNDING LETTERS

Through the 2018 Collective Agreement with CUPE 3902, Unit 1, the University agreed that every student in the funded cohort who is a bargaining unit employee will receive a funding letter from their graduate unit annually between August 15th and September 30th of each academic year. If a student in the funded cohort becomes a bargaining unit employee after September 30th of that academic year, the graduate unit will provide a funding letter no later than 30 calendar days after the start of their appointment.

While the commitment in the Collective Agreement only applies to members of CUPE 3902, Unit 1, the School of Graduate Studies nevertheless encourages graduate units to provide the same funding information (amount, composition and disbursement schedule) to all of their graduate students who are in the funded cohort through an annual funding letter. To further improve funding transparency, SGS recommends that graduate units also inform students about their respective funding policies so that students understand the terms and conditions under which their funding is provided.

RESOLVING ISSUES

There is often some confusion about the roles of different groups in the graduate student experience. Graduate students have several groups that represent their interests.

1. The **University of Toronto Graduate Students' Union** and the School of Graduate Studies have created a Funding Complaint Process (<https://www.sgs.utoronto.ca/awards-funding/funding-complaint-process/>) so graduate students can bring forward complaints about their individual funding packages. This process was implemented in 2016-2017 and covers all graduate students.
2. **CUPE 3902 Unit 1** represents students in their role as Teaching Assistants through a collective agreement with the University. Approximately 57% of research-stream graduate students were TAs in 2018-2019.
3. **USW 1998 (Appointed)** represents students in their role as hourly Research Assistants through a collective agreement with the University. Approximately 63% of research-stream graduate students were RAs in 2018-2019.
4. The **University Ombudsperson** provides an impartial and confidential service to help any member of the university community who has been unable to resolve concerns about their treatment by University authorities through other channels.