

FOR INFORMATION

PUBLIC

OPEN SESSION

TO: Campus Affairs Committee

SPONSOR: Sandy Welsh, Vice-Provost, Students

CONTACT INFO: Phone (416) 978-3870 / Email vp.students@utoronto.ca

PRESENTER:

CONTACT INFO:

DATE: February 2, 2017 for February 9, 2017

AGENDA ITEM: 2

ITEM IDENTIFICATION:

Compulsory Non-Academic Incidental Fees – Report and Analysis: 2016-17

JURISDICTIONAL INFORMATION:

Section 5.1. of the Terms of Reference provides that compulsory non-academic incidental fees are within the responsibility of the UTM Campus Affairs Committee. Sections 5.4.1. and 5.4.2 state that fees for UTM student services, representative student committees, campus organizations, and divisional student societies “are approved by the UTM Council on the recommendation of the UTM Campus Affairs Committee.”

Compulsory non-academic incidental fees for UTM are considered and approved by the UTM Campus Affairs Committee and the UTM Campus Council. Fees for the St. George campus and for multi-campus services and student societies are approved by the University Affairs Board.

GOVERNANCE PATH:

1. University Affairs Board [For Information] (January 30, 2017)
2. UTSC Campus Affairs Committee [For Information] (February 7, 2017)
3. **UTM Campus Affairs Committee [For Information] (February 9, 2017)**

PREVIOUS ACTION TAKEN:

The report is presented annually to the Committee for information.

HIGHLIGHTS:

The report is an inventory of all compulsory non-academic incidental fees (and designated portions thereof) approved by governance and collected by the University. Similar fees approved and charged by the federated universities are included for reference.

The first section of the report identifies fees in each divisional table as either those whose proceeds fund a University service, those whose proceeds go to a University-wide student society, or those whose proceeds go to a student society or service of the division. Bar charts compare the total fees paid by students by division.

Increases to fees which fund University operated services (including those managed by a division of the University) are subject to the terms and conditions outlined in the *Policy for Compulsory Non-Academic Incidental Fees* and the *Memorandum of Agreement between The University of Toronto, The Students' Administrative Council, The Graduate Students' Union and The Association of Part-time Undergraduate Students for a Long-Term Protocol on the Increase or Introduction of Compulsory Non-tuition Related Fees* (commonly referred to as the *Protocol*). The Council on Student Services (COSS) provides advice to the University Affairs Board on increases to fees for the St. George Campus and University-wide services. Similarly, the UTSC Council on Student Services (CSS) and the UTM Quality Services to Students Council (QSS) advises the UTSC and UTM Campus Affairs Committees on fee increases for services located on the Scarborough and Mississauga campuses respectively. Services fees are listed in Schedule 2.

Changes to student society fees (including portions of fees which are designated for specific purposes) are subject to the terms and conditions outlined in the *Policy for Compulsory Non-Academic Incidental Fees* and the societies' own constitutions and/or by-laws. Increases which are greater than the cost of living must be supported by a positive result in a recent referendum. Requests for increases which are less than or equal to the cost of living must be supported by a previous referendum approving annual increases by an established inflation factor. When such a provision is approved by referendum, annual increases, no greater than the Ontario Consumer Price Index of the previous December (or no greater than an inflation factor approved by referendum), may be requested upon approval of the board or council of the organization. Student society fees, including portions designated for specific purposes, are detailed in Schedule 1.

FINANCIAL IMPLICATIONS:

There are no net implications for the campus' operating budget.

RECOMMENDATION:

The report is presented for information.

DOCUMENTATION PROVIDED:

Compulsory Non-academic Incidental Fees – Report and Analysis: 2016-17



UNIVERSITY OF
TORONTO

**Compulsory Non-Academic
Incidental Fees
2016-17**

Office of the Vice-Povost, Students
University of Toronto
Simcoe Hall, 27 King's College Circle, Room 221, Toronto, ON M5S 1A1 Canada
Tel: +1 416 978-3870 • Fax +1 416 946-0678
vp.students@utoronto.ca • www.viceprovoststudents.utoronto.ca

Table of Contents

Divisional Fee Information	Page 1
Typical Fall/Winter Incidental Fees (FT)	Page 9
Typical Fall/Winter Incidental Fees (PT)	Page 10
Relative Fee Increases	Page 11
Schedule 1: Student Society Fees	Page 12
Schedule 2: Campus Services Fees	Page 18
Schedule 3: Federated Colleges Student Society Fees	Page 19
Schedule 4: Federated Colleges Services Fees	Page 20
Student Society Fee Charts	Page 21

Fees for divisional student societies and other divisional fees are listed in a white background.

Fees for central and cross-divisional student societies are listed in a light shaded background.

Fees for University operated services are listed in a dark shaded background.

ARTS AND SCIENCE DIVISIONS

University of Toronto Mississauga	Summer 2016		Fall 2016		Winter 2017		Summer 2015		Fall 2015		Winter 2016	
	Full-time	Part-time	Full-time	Part-time	Full-time	Part-time	Full-time	Part-time	Full-time	Part-time	Full-time	Part-time
University of Toronto Mississauga Students' Union	165.73	143.89	135.80	113.76	135.80	113.76	154.48	132.90	127.15	105.33	127.14	105.32
The Medium			3.63	1.21	3.63	1.21			3.63	1.21	3.63	1.21
U of T at Mississauga Athletics Council	2.77	2.77	4.30	1.39	4.30	1.39	2.77	2.77	4.30	1.39	4.30	1.39
VIBE - Radio Erindale	2.00		2.00		2.00		2.00		2.00		2.00	
Students' Administrative Council	33.01		187.38		187.38		32.00		179.00		179.00	
Association of Part-time Undergraduate Students		18.49		117.53		117.53		18.42		108.44		108.44
U of T Community Radio	0.50		0.50		0.50		0.50		0.50		0.50	
The Varsity	1.94		1.97		1.97		1.90		1.94		1.94	
Physical Education & Athletics	175.20	35.04	175.20	35.04	175.20	35.04	171.76	34.35	171.76	34.35	171.76	34.35
KPE Co-Curricular Programs, Services and Facilities	21.29	4.26	21.29	4.26	21.29	4.26	19.98	4.00	19.98	4.00	19.98	4.00
Hart House	2.59	0.52	2.59	0.52	2.59	0.52	2.54	0.51	2.54	0.51	2.54	0.51
Health Service	38.44	7.69	38.44	7.69	38.44	7.69	36.23	7.25	36.23	7.25	36.23	7.25
Student Services	157.45	31.49	157.45	31.49	157.45	31.49	151.08	30.22	151.08	30.22	151.08	30.22
Summer Shuttle Services			4.60		4.60				4.41		4.41	
Total	600.92	244.15	735.15	312.89	735.15	312.89	575.24	230.42	704.52	292.70	704.51	292.69
Change From Previous Year	+4.5%	+6.0%	+4.3%	+6.9%	+4.3%	+6.9%	+4.9%	+6.2%	+4.6%	+6.7%	+4.6%	+6.7%

Fall + Winter: Full-time **1,470.30**
Part-time **625.78**

Fall + Winter: Full-time **1,409.03**
Part-time **585.39**

University of Toronto Scarborough	Summer 2016		Fall 2016		Winter 2017		Summer 2015		Fall 2015		Winter 2016	
	Full-time	Part-time	Full-time	Part-time	Full-time	Part-time	Full-time	Part-time	Full-time	Part-time	Full-time	Part-time
Scarborough Campus Students' Council	227.77	43.46	387.01	43.78	387.01	43.78	220.93	42.06	372.38	42.40	372.38	42.40
Scarborough Campus Students' Press (The Underground)			3.50		3.50				3.50		3.50	
Scarborough College Athletic Association			3.50		3.50				3.50		3.50	
Scarborough Campus Community Radio (CSCR)	4.85		4.85		4.85		4.85		4.85		4.85	
Association of Part-time Undergraduate Students		18.49		117.53		117.53		18.42		108.44		108.44
U of T Community Radio	0.50		0.50		0.50		0.50		0.50		0.50	
The Varsity	1.94		1.97		1.97		1.90		1.94		1.94	
Scarborough College Athletic Fee	134.21	26.84	134.21	26.84	134.21	26.84	130.94	26.19	130.94	26.19	130.94	26.19
KPE Co-Curricular Programs, Services and Facilities	21.29	4.26	21.29	4.26	21.29	4.26	19.98	4.00	19.98	4.00	19.98	4.00
Hart House	2.59	0.52	2.59	0.52	2.59	0.52	2.54	0.51	2.54	0.51	2.54	0.51
Health Service	65.35	13.07	65.35	13.07	65.35	13.07	63.75	12.75	63.75	12.75	63.75	12.75
Student Services	173.08	34.62	173.08	34.62	173.08	34.62	167.84	33.57	167.84	33.57	167.84	33.57
Total	631.58	141.26	797.85	240.62	797.85	240.62	613.23	137.50	771.72	227.86	771.72	227.86
Change From Previous Year	+3.0%	+2.7%	+3.4%	+5.6%	+3.4%	+5.6%	+3.3%	+3.1%	+4.6%	+5.7%	+4.6%	+5.7%

Fall + Winter: Full-time **1,595.70**
Part-time **481.24**

Fall + Winter: Full-time **1,543.44**
Part-time **455.72**

ARTS AND SCIENCE DIVISIONS (continued)

Innis College	Summer 2016		Fall 2016		Winter 2017		Summer 2015		Fall 2015		Winter 2016			
	Full-time	Part-time	Full-time	Part-time	Full-time	Part-time	Full-time	Part-time	Full-time	Part-time	Full-time	Part-time		
Innis College Student Society (ICSS)			35.53	35.53	35.53	35.53			35.53	35.53	35.53	35.53		
Innis College Student Services Fee	7.50	2.25	7.50	2.25	7.50	2.25	7.50	2.25	7.50	2.25	7.50	2.25		
Students' Administrative Council	45.57		200.52		200.52		42.70		191.56		191.56			
Association of Part-time Undergraduate Students		18.49		117.53		117.53		18.42		108.44		108.44		
Arts & Science Students' Union	9.50		9.50		9.50		9.50		9.50		9.50			
U of T Community Radio	3.75		3.75		3.75		3.75		3.75		3.75			
The Varsity	1.94		1.97		1.97		1.90		1.94		1.94			
KPE Co-Curricular Programs, Services and Facilities	183.52	36.70	183.52	36.70	183.52	36.70	172.25	34.45	172.25	34.45	172.25	34.45		
Hart House	84.27	16.87	84.27	16.87	84.27	16.87	82.64	16.54	82.64	16.54	82.64	16.54		
Student Life Programs & Services	148.38	29.68	148.38	29.68	148.38	29.68	145.29	29.06	145.29	29.06	145.29	29.06		
Total	484.43	103.99	674.94	238.56	674.94	238.56	465.53	100.72	649.96	226.27	649.96	226.27		
Change From Previous Year	+4.1%	+3.2%	+3.8%	+5.4%	+3.8%	+5.4%	+4.9%	+4.3%	+4.7%	+5.8%	+4.7%	+5.8%		
Note: First year students are charged an ICSS orientation fee (\$51.00 / session)							Fall + Winter:	Full-time	1,349.88			Fall + Winter:	Full-time	1,299.92
								Part-time	477.12				Part-time	452.54

New College	Summer 2016		Fall 2016		Winter 2017		Summer 2015		Fall 2015		Winter 2016			
	Full-time	Part-time	Full-time	Part-time	Full-time	Part-time	Full-time	Part-time	Full-time	Part-time	Full-time	Part-time		
New College Student Council			30.00	13.25	30.00	13.25			30.00	13.25	30.00	13.25		
Students' Administrative Council	45.57		200.52		200.52		42.70		191.56		191.56			
Association of Part-time Undergraduate Students		18.49		117.53		117.53		18.42		108.44		108.44		
Arts & Science Students' Union	9.50		9.50		9.50		9.50		9.50		9.50			
U of T Community Radio	3.75		3.75		3.75		3.75		3.75		3.75			
The Varsity	1.94		1.97		1.97		1.90		1.94		1.94			
KPE Co-Curricular Programs, Services and Facilities	183.52	36.70	183.52	36.70	183.52	36.70	172.25	34.45	172.25	34.45	172.25	34.45		
Hart House	84.27	16.87	84.27	16.87	84.27	16.87	82.64	16.54	82.64	16.54	82.64	16.54		
Student Life Programs & Services	148.38	29.68	148.38	29.68	148.38	29.68	145.29	29.06	145.29	29.06	145.29	29.06		
Total	476.93	101.74	661.91	214.03	661.91	214.03	458.03	98.47	636.93	201.74	636.93	201.74		
Change From Previous Year	+4.1%	+3.3%	+3.9%	+6.1%	+3.9%	+6.1%	+4.9%	+4.4%	+4.8%	+6.5%	+4.8%	+6.5%		
							Fall + Winter:	Full-time	1,323.82			Fall + Winter:	Full-time	1,273.86
								Part-time	428.06				Part-time	403.48

University College	Summer 2016		Fall 2016		Winter 2017		Summer 2015		Fall 2015		Winter 2016			
	Full-time	Part-time	Full-time	Part-time	Full-time	Part-time	Full-time	Part-time	Full-time	Part-time	Full-time	Part-time		
University College Literary & Athletic Society			30.03	13.15	30.03	13.15			17.53	8.15	17.53	8.15		
Students' Administrative Council	45.57		200.52		200.52		42.70		191.56		191.56			
Association of Part-time Undergraduate Students		18.49		117.53		117.53		18.42		108.44		108.44		
Arts & Science Students' Union	9.50		9.50		9.50		9.50		9.50		9.50			
U of T Community Radio	3.75		3.75		3.75		3.75		3.75		3.75			
The Varsity	1.94		1.97		1.97		1.90		1.94		1.94			
KPE Co-Curricular Programs, Services and Facilities	183.52	36.70	183.52	36.70	183.52	36.70	172.25	34.45	172.25	34.45	172.25	34.45		
Hart House	84.27	16.87	84.27	16.87	84.27	16.87	82.64	16.54	82.64	16.54	82.64	16.54		
Student Life Programs & Services	148.38	29.68	148.38	29.68	148.38	29.68	145.29	29.06	145.29	29.06	145.29	29.06		
Total	476.93	101.74	661.94	213.93	661.94	213.93	458.03	98.47	624.46	196.64	624.46	196.64		
Change From Previous Year	+4.1%	+3.3%	+6.0%	+8.8%	+6.0%	+8.8%	+4.9%	+4.4%	+4.9%	+6.7%	+4.9%	+6.7%		
							Fall + Winter:	Full-time	1,323.88			Fall + Winter:	Full-time	1,248.92
								Part-time	427.86				Part-time	393.28

Woodsworth College	Summer 2016		Fall 2016		Winter 2017		Summer 2015		Fall 2015		Winter 2016			
	Full-time	Part-time	Full-time	Part-time	Full-time	Part-time	Full-time	Part-time	Full-time	Part-time	Full-time	Part-time		
Woodsworth College Students' Association	15.00	15.00	7.50	7.50	7.50	7.50	15.00	15.00	7.50	7.50	7.50	7.50		
Students' Administrative Council	45.57		200.52		200.52		42.70		191.56		191.56			
Association of Part-time Undergraduate Students		18.49		117.53		117.53		18.42		108.44		108.44		
Arts & Science Students' Union	9.50		9.50		9.50		9.50		9.50		9.50			
U of T Community Radio	3.75		3.75		3.75		3.75		3.75		3.75			
The Varsity	1.94		1.97		1.97		1.90		1.94		1.94			
KPE Co-Curricular Programs, Services and Facilities	183.52	36.70	183.52	36.70	183.52	36.70	172.25	34.45	172.25	34.45	172.25	34.45		
Hart House	84.27	16.87	84.27	16.87	84.27	16.87	82.64	16.54	82.64	16.54	82.64	16.54		
Student Life Programs & Services	148.38	29.68	148.38	29.68	148.38	29.68	145.29	29.06	145.29	29.06	145.29	29.06		
Total	491.93	116.74	639.41	208.28	639.41	208.28	473.03	113.47	614.43	195.99	614.43	195.99		
Change From Previous Year	+4.0%	+2.9%	+4.1%	+6.3%	+4.1%	+6.3%	+4.8%	+3.8%	+5.0%	+6.7%	+5.0%	+6.7%		
							Fall + Winter:	Full-time	1,278.82			Fall + Winter:	Full-time	1,228.86
								Part-time	416.56				Part-time	391.98

ARTS AND SCIENCE DIVISIONS - Federated Colleges

St. Michael's College	Summer 2016		Fall 2016		Winter 2017		Summer 2015		Fall 2015		Winter 2016			
	Full-time	Part-time	Full-time	Part-time	Full-time	Part-time	Full-time	Part-time	Full-time	Part-time	Full-time	Part-time		
St. Michael's College Student Union			14.00	10.50	14.00	10.50			14.00	10.50	14.00	10.50		
The Mike			2.60	1.50	2.60	1.50			2.60	1.50	2.60	1.50		
College Fee			97.50	48.75	97.50	48.75			97.50	48.75	97.50	48.75		
Campaign Fee			15.00	15.00	15.00	15.00			15.00	15.00	15.00	15.00		
Students' Administrative Council	45.57		200.52		200.52		42.70		191.56		191.56			
Association of Part-time Undergraduate Students		18.49		117.53		117.53		18.42		108.44		108.44		
Arts & Science Students' Union	9.50		9.50		9.50		9.50		9.50		9.50			
U of T Community Radio	3.75		3.75		3.75		3.75		3.75		3.75			
The Varsity	1.94		1.97		1.97		1.90		1.94		1.94			
KPE Co-Curricular Programs, Services and Facilities	183.52	36.70	183.52	36.70	183.52	36.70	172.25	34.45	172.25	34.45	172.25	34.45		
Hart House	84.27	16.87	84.27	16.87	84.27	16.87	82.64	16.54	82.64	16.54	82.64	16.54		
Student Life Programs & Services	148.38	29.68	148.38	29.68	148.38	29.68	145.29	29.06	145.29	29.06	145.29	29.06		
Total	476.93	101.74	761.01	276.53	761.01	276.53	458.03	98.47	736.03	264.24	736.03	264.24		
Change From Previous Year	+4.1%	+3.3%	+3.4%	+4.7%	+3.4%	+4.7%	+4.9%	+4.4%	+4.2%	+4.9%	+4.2%	+4.9%		
Fall + Winter:							Full-time	1,522.02	Fall + Winter:				Full-time	1,472.06
							Part-time	553.06					Part-time	528.48

Trinity College	Summer 2016		Fall 2016		Winter 2017		Summer 2015		Fall 2015		Winter 2016			
	Full-time	Part-time	Full-time	Part-time	Full-time	Part-time	Full-time	Part-time	Full-time	Part-time	Full-time	Part-time		
Trinity College Meeting			59.63	59.63	59.63	56.00			56.00	56.00	56.00	56.00		
College Fee			156.50	78.25	156.50	78.25			153.00	76.50	153.00	76.50		
Students' Administrative Council	45.57		200.52		200.52		42.70		191.56		191.56			
Association of Part-time Undergraduate Students		18.49		117.53		117.53		18.42		108.44		108.44		
Arts & Science Students' Union	9.50		9.50		9.50		9.50		9.50		9.50			
U of T Community Radio	3.75		3.75		3.75		3.75		3.75		3.75			
The Varsity	1.94		1.97		1.97		1.90		1.94		1.94			
KPE Co-Curricular Programs, Services and Facilities	183.52	36.70	183.52	36.70	183.52	36.70	172.25	34.45	172.25	34.45	172.25	34.45		
Hart House	84.27	16.87	84.27	16.87	84.27	16.87	82.64	16.54	82.64	16.54	82.64	16.54		
Student Life Programs & Services	148.38	29.68	148.38	29.68	148.38	29.68	145.29	29.06	145.29	29.06	145.29	29.06		
Total	476.93	101.74	848.04	338.66	848.04	335.03	458.03	98.47	815.93	320.99	815.93	320.99		
Change From Previous Year	+4.1%	+3.3%	+3.9%	+5.5%	+3.9%	+4.4%	+4.9%	+4.4%	+5.6%	+8.2%	+5.6%	+8.2%		
Fall + Winter:							Full-time	1,696.08	Fall + Winter:				Full-time	1,631.86
							Part-time	673.69					Part-time	641.98

Victoria College	Summer 2016		Fall 2016		Winter 2017		Summer 2015		Fall 2015		Winter 2016			
	Full-time	Part-time	Full-time	Part-time	Full-time	Part-time	Full-time	Part-time	Full-time	Part-time	Full-time	Part-time		
Victoria University Students' Administrative Council			46.67	25.42	46.65	25.42			44.63	23.79	44.62	23.79		
Victoria University Student Services Fee			92.18	46.09	92.18	46.09			89.23	44.62	89.23	44.62		
Goldring Student Centre			100.00	50.00	100.00	50.00			100.00	50.00	100.00	50.00		
Victoria Commuter Package			14.96	7.48	14.96	7.48			14.48	7.24	14.48	7.24		
Students' Administrative Council	45.57		200.52		200.52		42.70		191.56		191.56			
Association of Part-time Undergraduate Students		18.49		117.53		117.53		18.42		108.44		108.44		
Arts & Science Students' Union	9.50		9.50		9.50		9.50		9.50		9.50			
U of T Community Radio	3.75		3.75		3.75		3.75		3.75		3.75			
The Varsity	1.94		1.97		1.97		1.90		1.94		1.94			
KPE Co-Curricular Programs, Services and Facilities	183.52	36.70	183.52	36.70	183.52	36.70	172.25	34.45	172.25	34.45	172.25	34.45		
Hart House	84.27	16.87	84.27	16.87	84.27	16.87	82.64	16.54	82.64	16.54	82.64	16.54		
Student Life Programs & Services	148.38	29.68	148.38	29.68	148.38	29.68	145.29	29.06	145.29	29.06	145.29	29.06		
Total	476.93	101.74	885.72	329.77	885.70	329.77	458.03	98.47	855.27	314.14	855.26	314.14		
Change From Previous Year	+4.1%	+3.3%	+3.6%	+5.0%	+3.6%	+5.0%	+4.9%	+4.4%	+4.2%	+5.0%	+4.2%	+5.0%		
Fall + Winter:							Full-time	1,771.42	Fall + Winter:				Full-time	1,710.53
							Part-time	659.54					Part-time	628.28

Note: First year full-time students are charged an orientation fee (\$50.00 per session)

UNDERGRADUATE PROFESSIONAL DIVISIONS

Applied Science & Engineering	Summer 2016		Fall 2016		Winter 2017		Summer 2015		Fall 2015		Winter 2016	
	Full-time	Part-time	Full-time	Part-time	Full-time	Part-time	Full-time	Part-time	Full-time	Part-time	Full-time	Part-time
Engineering Society			152.39	23.35	152.39	23.35			152.03	22.96	152.03	22.96
Students' Administrative Council			200.52		200.52				191.56		191.56	
Association of Part-time Undergraduate Students				117.53		117.53				108.44		108.44
U of T Community Radio			3.75		3.75				3.75		3.75	
The Varsity			1.97		1.97				1.94		1.94	
KPE Co-Curricular Programs, Services and Facilities			183.52	36.70	183.52	36.70			172.25	34.45	172.25	34.45
Hart House			84.27	16.87	84.27	16.87			82.64	16.54	82.64	16.54
Student Life Programs & Services			148.38	29.68	148.38	29.68			145.29	29.06	145.29	29.06
Total			774.80	224.13	774.80	224.13			749.46	211.45	749.46	211.45
Change From Previous Year			+3.4%	+6.0%	+3.4%	+6.0%			+3.9%	+6.4%	+3.9%	+6.4%
Note: Professional Experience Year students pay part-time incidental fees			Fall + Winter: Full-time 1,549.60 Part-time 448.26				Fall + Winter: Full-time 1,498.92 Part-time 422.90					

Dentistry D.D.S.	Summer 2016		Fall 2016		Winter 2017		Summer 2015		Fall 2015		Winter 2016	
	Full-time	Part-time	Full-time	Part-time	Full-time	Part-time	Full-time	Part-time	Full-time	Part-time	Full-time	Part-time
Dental Students' Society			15.00		15.00				15.00		15.00	
Students' Administrative Council			200.52		200.52				191.56		191.56	
U of T Community Radio			3.75		3.75				3.75		3.75	
The Varsity			1.97		1.97				1.94		1.94	
KPE Co-Curricular Programs, Services and Facilities			183.52		183.52				172.25		172.25	
Hart House			84.27		84.27				82.64		82.64	
Student Life Programs & Services			148.38		148.38				145.29		145.29	
Total			637.41		637.41				612.43		612.43	
Change From Previous Year			+4.1%		+4.1%				+5.1%		+5.1%	
			Fall + Winter: Full-time 1,274.82 Part-time				Fall + Winter: Full-time 1,224.86 Part-time					

Kinesiology and Physical Education	Summer 2016		Fall 2016		Winter 2017		Summer 2015		Fall 2015		Winter 2016	
	Full-time	Part-time	Full-time	Part-time	Full-time	Part-time	Full-time	Part-time	Full-time	Part-time	Full-time	Part-time
Kinesiology and Physical Education Undergraduate Association			18.50		18.50				18.50		18.50	
Students' Administrative Council			200.52		200.52				191.56		191.56	
Association of Part-time Undergraduate Students				117.53		117.53				108.44		108.44
U of T Community Radio			3.75		3.75				3.75		3.75	
The Varsity			1.97		1.97				1.94		1.94	
KPE Co-Curricular Programs, Services and Facilities			183.52	36.70	183.52	36.70			172.25	34.45	172.25	34.45
Hart House			84.27	16.87	84.27	16.87			82.64	16.54	82.64	16.54
Student Life Programs & Services			148.38	29.68	148.38	29.68			145.29	29.06	145.29	29.06
Total			640.91	200.78	640.91	200.78			615.93	188.49	615.93	188.49
Change From Previous Year			+4.1%	+6.5%	+4.1%	+6.5%			+5.0%	+7.0%	+5.0%	+7.0%
			Fall + Winter: Full-time 1,281.82 Part-time 401.56				Fall + Winter: Full-time 1,231.86 Part-time 376.98					

Law Undergraduate Programs	Summer 2016		Fall 2016		Winter 2017		Summer 2015		Fall 2015		Winter 2016	
	Full-time	Part-time	Full-time	Part-time	Full-time	Part-time	Full-time	Part-time	Full-time	Part-time	Full-time	Part-time
Students' Law Society (SLS)			35.00		35.00				35.00		35.00	
Students' Administrative Council			200.52		200.52				191.56		191.56	
U of T Community Radio			3.75		3.75				3.75		3.75	
The Varsity			1.97		1.97				1.94		1.94	
KPE Co-Curricular Programs, Services and Facilities			183.52		183.52				172.25		172.25	
Hart House			84.27		84.27				82.64		82.64	
Student Life Programs & Services			148.38		148.38				145.29		145.29	
Total			657.41		657.41				632.43		632.43	
Change From Previous Year			+3.9%		+3.9%				+4.9%		+4.9%	
Half-time program students are charged 50% of full-time fees Note: First year students are charged an additional SLS Orientation Fee (\$25.00 per session)			Fall + Winter: Full-time 1,314.82 Part-time				Fall + Winter: Full-time 1,264.86 Part-time					

Medicine M.D. - St. George	Summer 2016		Fall 2016		Winter 2017		Summer 2015		Fall 2015		Winter 2016	
	Full-time	Part-time	Full-time	Part-time	Full-time	Part-time	Full-time	Part-time	Full-time	Part-time	Full-time	Part-time
Medical Society			54.27		54.27				54.27		54.27	
Students' Administrative Council			200.52		200.52				191.56		191.56	
U of T Community Radio			3.75		3.75				3.75		3.75	
The Varsity			1.97		1.97				1.94		1.94	
KPE Co-Curricular Programs, Services and Facilities			183.52		183.52				172.25		172.25	
Hart House			84.27		84.27				82.64		82.64	
Health Service Societies												
Total			528.30		528.30				506.41		506.41	
Change From Previous Year			+4.3%		+4.3%				-18.6%		-18.6%	
			Fall + Winter: Full-time 1,056.60 Part-time				Fall + Winter: Full-time 1,012.82 Part-time					

UNDERGRADUATE PROFESSIONAL DIVISIONS (continued)

Medicine M.D. - Mississauga	Summer 2016		Fall 2016		Winter 2017		Summer 2015		Fall 2015		Winter 2016	
	Full-time	Part-time	Full-time	Part-time	Full-time	Part-time	Full-time	Part-time	Full-time	Part-time	Full-time	Part-time
University of Toronto Mississauga Students' Union			193.44		193.45				184.79		184.80	
Medical Society			54.27		54.27				54.27		54.27	
Students' Administrative Council			187.38		187.38				179.00		179.00	
U of T Community Radio			0.50		0.50				0.50		0.50	
The Varsity			1.97		1.97				1.94		1.94	
Physical Education & Athletics			175.20		175.20				171.76		171.76	
KPE Co-Curricular Programs, Services and Facilities			21.29		21.29				19.98		19.98	
Hart House			2.59		2.59				2.54		2.54	
Health Service			38.44		38.44				36.23		36.23	
Student Services			157.45		157.45				151.08		151.08	
Summer Shuttle Services			4.41		4.41				4.41		4.41	
Total			836.94		836.95				806.50		806.51	
Change From Previous Year			+3.8%		+3.8%				+4.7%		+4.7%	
Fall + Winter:							Full-time	1,673.89	Fall + Winter:		Full-time	1,613.01
							Part-time				Part-time	

Medicine Radiation Sciences	Summer 2016		Fall 2016		Winter 2017		Summer 2015		Fall 2015		Winter 2016	
	Full-time	Part-time	Full-time	Part-time	Full-time	Part-time	Full-time	Part-time	Full-time	Part-time	Full-time	Part-time
Medical Radiation Sciences Society			12.50		12.50				12.50		12.50	
Students' Administrative Council			200.52		200.52				191.56		191.56	
U of T Community Radio			3.75		3.75				3.75		3.75	
The Varsity			1.97		1.97				1.94		1.94	
KPE Co-Curricular Programs, Services and Facilities			183.52		183.52				172.25		172.25	
Hart House			84.27		84.27				82.64		82.64	
Student Life Programs & Services			148.38		148.38				145.29		145.29	
Total			634.91		634.91				609.93		609.93	
Change From Previous Year			+4.1%		+4.1%				+5.1%		+5.1%	
Fall + Winter:							Full-time	1,269.82	Fall + Winter:		Full-time	1,219.86
							Part-time				Part-time	

Note: Radiation Science students are also charged Michener Institute incidental/ancillary fees.

Medicine Physician Assistant Program	Summer 2016		Fall 2016		Winter 2017		Summer 2015		Fall 2015		Winter 2016	
	Full-time	Part-time	Full-time	Part-time	Full-time	Part-time	Full-time	Part-time	Full-time	Part-time	Full-time	Part-time
Students' Administrative Council			200.52		200.52				191.56		191.56	
U of T Community Radio			3.75		3.75				3.75		3.75	
The Varsity			1.97		1.97				1.94		1.94	
KPE Co-Curricular Programs, Services and Facilities			183.52		183.52				172.25		172.25	
Hart House			84.27		84.27				82.64		82.64	
Student Life Programs & Services			148.38		148.38				145.29		145.29	
Total			622.41		622.41				597.43		597.43	
Change From Previous Year			+4.2%		+4.2%				+5.2%		+5.2%	
Fall + Winter:							Full-time	1,244.82	Fall + Winter:		Full-time	1,194.86
							Part-time				Part-time	

Music	Summer 2016		Fall 2016		Winter 2017		Summer 2015		Fall 2015		Winter 2016	
	Full-time	Part-time	Full-time	Part-time	Full-time	Part-time	Full-time	Part-time	Full-time	Part-time	Full-time	Part-time
Music Undergraduate Association			450.00		450.00				607.50		607.50	
Students' Administrative Council			200.52		200.52				191.56		191.56	
Association of Part-time Undergraduate Students				117.53		117.53				108.44		108.44
U of T Community Radio			3.75		3.75				3.75		3.75	
The Varsity			1.97		1.97				1.94		1.94	
KPE Co-Curricular Programs, Services and Facilities			183.52	36.70	183.52	36.70			172.25	34.45	172.25	34.45
Hart House			84.27	16.87	84.27	16.87			82.64	16.54	82.64	16.54
Student Life Programs & Services			148.38	29.68	148.38	29.68			145.29	29.06	145.29	29.06
Total			1,072.41	200.78	1,072.41	200.78			1,204.93	188.49	1,204.93	188.49
Change From Previous Year			-11.0%	+6.5%	-11.0%	+6.5%			+17.5%	+7.0%	+17.5%	+7.0%
Fall + Winter:							Full-time	2,144.82	Fall + Winter:		Full-time	2,409.86
							Part-time	401.56			Part-time	376.98

Nursing	Summer 2016		Fall 2016		Winter 2017		Summer 2015		Fall 2015		Winter 2016	
	Full-time	Part-time	Full-time	Part-time	Full-time	Part-time	Full-time	Part-time	Full-time	Part-time	Full-time	Part-time
Nursing Students' Council			30.67	9.00	30.67	9.00			30.67	9.00	30.67	9.00
Students' Administrative Council			200.52		200.52				191.56		191.56	
Association of Part-time Undergraduate Students				117.53		117.53				108.44		108.44
U of T Community Radio			3.75		3.75				3.75		3.75	
The Varsity			1.97		1.97				1.94		1.94	
KPE Co-Curricular Programs, Services and Facilities			183.52	36.70	183.52	36.70			172.25	34.45	172.25	34.45
Hart House			84.27	16.87	84.27	16.87			82.64	16.54	82.64	16.54
Student Life Programs & Services			148.38	29.68	148.38	29.68			145.29	29.06	145.29	29.06
Total			653.08	209.78	653.08	209.78			628.10	197.49	628.10	197.49
Change From Previous Year			+4.0%	+6.2%	+4.0%	+6.2%			+5.0%	+6.7%	+5.0%	+6.7%
Fall + Winter:							Full-time	1,306.16	Fall + Winter:		Full-time	1,256.20
							Part-time	419.56			Part-time	394.98

UNDERGRADUATE PROFESSIONAL DIVISIONS (continued)

OISE B.Ed. and Diploma in Technological Studies	Summer 2016		Fall 2016		Winter 2017		Summer 2015		Fall 2015		Winter 2016		
	Full-time	Part-time	Full-time	Part-time	Full-time	Part-time	Full-time	Part-time	Full-time	Part-time	Full-time	Part-time	
Student Teachers' Union			6.50		6.50				6.50		6.50		
Students' Administrative Council			200.52		200.52				191.56		191.56		
U of T Community Radio			3.75		3.75				3.75		3.75		
The Varsity			1.97		1.97				1.94		1.94		
KPE Co-Curricular Programs, Services and Facilities			183.52		183.52				172.25		172.25		
Hart House			84.27		84.27				82.64		82.64		
Student Life Programs & Services			148.38		148.38				145.29		145.29		
Total			628.91		628.91				603.93		603.93		
Change From Previous Year			+4.1%		+4.1%				+5.1%		+5.1%		
Fall + Winter:						Full-time	1,257.82	Fall + Winter:					
						Part-time		Full-time 1,207.86					
								Part-time					

Pharmacy	Summer 2016		Fall 2016		Winter 2017		Summer 2015		Fall 2015		Winter 2016		
	Full-time	Part-time	Full-time	Part-time	Full-time	Part-time	Full-time	Part-time	Full-time	Part-time	Full-time	Part-time	
Undergraduate Pharmacy Society			36.00		36.00				36.00		36.00		
Students' Administrative Council			200.52		200.52				191.56		191.56		
Association of Part-time Undergraduate Students				117.53		117.53				108.44		108.44	
U of T Community Radio			3.75		3.75				3.75		3.75		
The Varsity			1.97		1.97				1.94		1.94		
KPE Co-Curricular Programs, Services and Facilities			183.52	36.70	183.52	36.70			172.25	34.45	172.25	34.45	
Hart House			84.27	16.87	84.27	16.87			82.64	16.54	82.64	16.54	
Student Life Programs & Services			148.38	29.68	148.38	29.68			145.29	29.06	145.29	29.06	
Total			658.41	200.78	658.41	200.78			633.43	188.49	633.43	188.49	
Change From Previous Year			+3.9%	+6.5%	+3.9%	+6.5%			+4.9%	+7.0%	+4.9%	+7.0%	
Fall + Winter:						Full-time	1,316.82	Fall + Winter:					
						Part-time	401.56	Full-time 1,266.86					
								Part-time 376.98					

OTHER PROGRAMS

Toronto School of Theology Basic Degree Students	Summer 2016		Fall 2016		Winter 2017		Summer 2015		Fall 2015		Winter 2016		
	Full-time	Part-time	Full-time	Part-time	Full-time	Part-time	Full-time	Part-time	Full-time	Part-time	Full-time	Part-time	
Students' Administrative Council			200.52		200.52				191.56		191.56		
KPE Co-Curricular Programs, Services and Facilities			183.52	36.70	183.52	36.70			172.25	34.45	172.25	34.45	
Hart House			84.27	16.87	84.27	16.87			82.64	16.54	82.64	16.54	
Student Life Programs & Services			148.38	29.68	148.38	29.68			145.29	29.06	145.29	29.06	
Total			616.69	83.25	616.69	83.25			591.74	80.05	591.74	80.05	
Change From Previous Year			+4.2%	+4.0%	+4.2%	+4.0%			+8.9%	+10.9%	+8.9%	+10.9%	
Fall + Winter:						Full-time	1,233.38	Fall + Winter:					
						Part-time	166.50	Full-time 1,183.48					
								Part-time 160.10					

Note: TST students are also charged college incidental fees.

Transitional Year Program	Summer 2016		Fall 2016		Winter 2017		Summer 2015		Fall 2015		Winter 2016		
	Full-time	Part-time	Full-time	Part-time	Full-time	Part-time	Full-time	Part-time	Full-time	Part-time	Full-time	Part-time	
Student Association of the Transitional Year Program			15.00		15.00				15.00		15.00		
Students' Administrative Council			200.52		200.52				191.56		191.56		
Association of Part-time Undergraduate Students				117.53		117.53				108.44		108.44	
U of T Community Radio			3.75		3.75				3.75		3.75		
The Varsity			1.97		1.97				1.94		1.94		
KPE Co-Curricular Programs, Services and Facilities			183.52	36.70	183.52	36.70			172.25	34.45	172.25	34.45	
Hart House			84.27	16.87	84.27	16.87			82.64	16.54	82.64	16.54	
Student Life Programs & Services			148.38	29.68	148.38	29.68			145.29	29.06	145.29	29.06	
Total			637.41	200.78	637.41	200.78			612.43	188.49	612.43	188.49	
Change From Previous Year			+4.1%	+6.5%	+4.1%	+6.5%			+5.1%	+7.0%	+5.1%	+7.0%	
Fall + Winter:						Full-time	1,274.82	Fall + Winter:					
						Part-time	401.56	Full-time 1,224.86					
								Part-time 376.98					

OTHER PROGRAMS (Continued)

Woodsworth College Certificate, Diploma, and Other Programs	Summer 2016		Fall 2016		Winter 2017		Summer 2015		Fall 2015		Winter 2016	
	Full-time	Part-time	Full-time	Part-time	Full-time	Part-time	Full-time	Part-time	Full-time	Part-time	Full-time	Part-time
Woodsworth College Students' Association	15.00	15.00	7.50	7.50	7.50	7.50	15.00	15.00	7.50	7.50	7.50	7.50
Students' Administrative Council	45.57		200.52		200.52		42.70		191.56		191.56	
Association of Part-time Undergraduate Students		18.49		117.53		117.53		18.42		108.44		108.44
Arts & Science Students' Union	9.50		9.50		9.50		9.50		9.50		9.50	
U of T Community Radio	3.75		3.75		3.75		3.75		3.75		3.75	
The Varsity	1.94		1.97		1.97		1.90		1.94		1.94	
KPE Co-Curricular Programs, Services and Facilities	183.52	36.70	183.52	36.70	183.52	36.70	172.25	34.45	172.25	34.45	172.25	34.45
Hart House	84.27	16.87	84.27	16.87	84.27	16.87	82.64	16.54	82.64	16.54	82.64	16.54
Student Life Programs & Services	148.38	29.68	148.38	29.68	148.38	29.68	145.29	29.06	145.29	29.06	145.29	29.06
Total	491.93	116.74	639.41	208.28	639.41	208.28	473.03	113.47	614.43	195.99	614.43	195.99
Change From Previous Year	+4.0%	+2.9%	+4.1%	+6.3%	+4.1%	+6.3%	+4.8%	+3.8%	+5.0%	+6.7%	+5.0%	+6.7%
Fall + Winter:							Full-time	1,278.82	Fall + Winter:		Full-time	1,228.86
							Part-time	416.56			Part-time	391.98

GRADUATE STUDIES

Graduate Studies St. George	Summer 2016		Fall 2016		Winter 2017		Summer 2015		Fall 2015		Winter 2016	
	Full-time	Part-time	Full-time	Part-time	Full-time	Part-time	Full-time	Part-time	Full-time	Part-time	Full-time	Part-time
Graduate Students' Union			289.68	265.65	289.67	265.65			268.86	118.88	268.86	118.88
KPE Co-Curricular Programs, Services and Facilities		36.70	183.52	36.70	183.52	36.70		34.45	172.25	34.45	172.25	34.45
Hart House		16.87	84.27	16.87	84.27	16.87		16.54	82.64	16.54	82.64	16.54
Student Life Programs & Services		29.68	148.38	29.68	148.38	29.68		29.06	145.29	29.06	145.29	29.06
Total		83.25	705.85	348.90	705.84	348.90		80.05	669.04	198.93	669.04	198.93
Change From Previous Year		+4.0%	+5.5%	+7.4%	+5.5%	+7.4%		+5.4%	+6.1%	+9.0%	+6.1%	+9.0%
Fall + Winter:							Full-time	1,411.69	Fall + Winter:		Full-time	1,338.08
							Part-time	697.80			Part-time	397.86

Graduate Studies Mississauga	Summer 2016		Fall 2016		Winter 2017		Summer 2015		Fall 2015		Winter 2016	
	Full-time	Part-time	Full-time	Part-time	Full-time	Part-time	Full-time	Part-time	Full-time	Part-time	Full-time	Part-time
UTM Association of Graduate Students			164.01		164.01							
Graduate Students' Union			289.68	265.65	289.67	265.65			268.86	118.88	268.86	118.88
Physical Education & Athletics		35.04	175.20	35.04	175.20	35.04		34.35	171.76	34.35	171.76	34.35
KPE Co-Curricular Programs, Services and Facilities		4.26	21.29	4.26	21.29	4.26		4.00	19.98	4.00	19.98	4.00
Hart House		0.52	2.59	0.52	2.59	0.52		0.51	2.54	0.51	2.54	0.51
Health Service		7.69	38.44	7.69	38.44	7.69		7.25	36.23	7.25	36.23	7.25
Student Services		31.49	157.45	31.49	157.45	31.49		30.22	151.08	30.22	151.08	30.22
Summer Shuttle Services			4.60		4.60				4.41		4.41	
Total		79.00	853.26	344.65	853.25	344.65		226.79	805.32	345.67	805.32	345.67
Change From Previous Year		-65.2%	+6.0%	-0.3%	+6.0%	-0.3%		+7.0%	+6.2%	+8.5%	+6.2%	+8.5%
Fall + Winter:							Full-time	1,706.51	Fall + Winter:		Full-time	1,610.64
							Part-time	689.30			Part-time	691.34

Graduate Studies Scarborough	Summer 2016		Fall 2016		Winter 2017		Summer 2015		Fall 2015		Winter 2016	
	Full-time	Part-time	Full-time	Part-time	Full-time	Part-time	Full-time	Part-time	Full-time	Part-time	Full-time	Part-time
Graduate Students' Union			289.68	265.65	289.67	265.65			268.86	118.88	268.86	118.88
Scarborough College Athletic Fee		26.84	134.21	26.84	134.21	26.84		26.19	130.94	26.19	130.94	26.19
KPE Co-Curricular Programs, Services and Facilities		4.26	21.29	4.26	21.29	4.26		4.00	19.98	4.00	19.98	4.00
Hart House		0.52	2.59	0.52	2.59	0.52		0.51	2.54	0.51	2.54	0.51
Health Service		13.07	65.35	13.07	65.35	13.07		12.75	63.75	12.75	63.75	12.75
Student Services		34.62	173.08	34.62	173.08	34.62		33.57	167.84	33.57	167.84	33.57
Total		79.31	686.20	344.96	686.19	344.96		77.02	653.91	195.90	653.91	195.90
Change From Previous Year		+3.0%	+4.9%	+7.6.1%	+4.9%	+7.6.1%		+3.6%	+5.0%	+8.3%	+5.0%	+8.3%
Fall + Winter:							Full-time	1,372.39	Fall + Winter:		Full-time	1,307.82
							Part-time	689.92			Part-time	391.80

GRADUATE STUDIES (continued)

Graduate Studies: Faculty of Architecture, Landscape & Design	Summer 2016		Fall 2016		Winter 2017		Summer 2015		Fall 2015		Winter 2016		
	Full-time	Part-time	Full-time	Part-time	Full-time	Part-time	Full-time	Part-time	Full-time	Part-time	Full-time	Part-time	
Graduate Architecture, Landscape & Design Student Union			40.00	25.00	40.00	25.00			40.00	25.00	40.00	25.00	
Graduate Students' Union			289.68	265.65	289.67	265.65			268.86	118.88	268.86	118.88	
KPE Co-Curricular Programs, Services and Facilities		36.70	183.52	36.70	183.52	36.70		34.45	172.25	34.45	172.25	34.45	
Hart House		16.87	84.27	16.87	84.27	16.87		16.54	82.64	16.54	82.64	16.54	
Student Life Programs & Services		29.68	148.38	29.68	148.38	29.68		29.06	145.29	29.06	145.29	29.06	
Total		83.25	745.85	373.90	745.84	373.90		80.05	709.04	223.93	709.04	223.93	
Change From Previous Year			+4.0%	+5.2%	+67.0%	+5.2%	+67.0%		+5.4%	+5.8%	+7.9%	+5.8%	+7.9%
			Fall + Winter:		Full-time	1,491.69			Fall + Winter:		Full-time	1,418.08	
					Part-time	747.80					Part-time	447.86	

Graduate Studies: Faculty of Information Masters of Information	Summer 2016		Fall 2016		Winter 2017		Summer 2015		Fall 2015		Winter 2016		
	Full-time	Part-time	Full-time	Part-time	Full-time	Part-time	Full-time	Part-time	Full-time	Part-time	Full-time	Part-time	
Masters of Information Student Council			12.50	6.25	12.50	6.25			12.50	6.25	12.50	6.25	
Graduate Students' Union			289.68	265.65	289.67	265.65			268.86	118.88	268.86	118.88	
KPE Co-Curricular Programs, Services and Facilities		36.70	183.52	36.70	183.52	36.70		34.45	172.25	34.45	172.25	34.45	
Hart House		16.87	84.27	16.87	84.27	16.87		16.54	82.64	16.54	82.64	16.54	
Student Life Programs & Services		29.68	148.38	29.68	148.38	29.68		29.06	145.29	29.06	145.29	29.06	
Total		83.25	718.35	355.15	718.34	355.15		80.05	681.54	205.18	681.54	205.18	
Change From Previous Year			+4.0%	+5.4%	+73.1%	+5.4%	+73.1%		+5.4%	+0.2%	-1.1%	+0.2%	-1.1%
Note: PhD students are not members of the MISC and do not pay related MISC incidental fees			Fall + Winter:		Full-time	1,436.69			Fall + Winter:		Full-time	1,363.08	
					Part-time	710.30					Part-time	410.36	

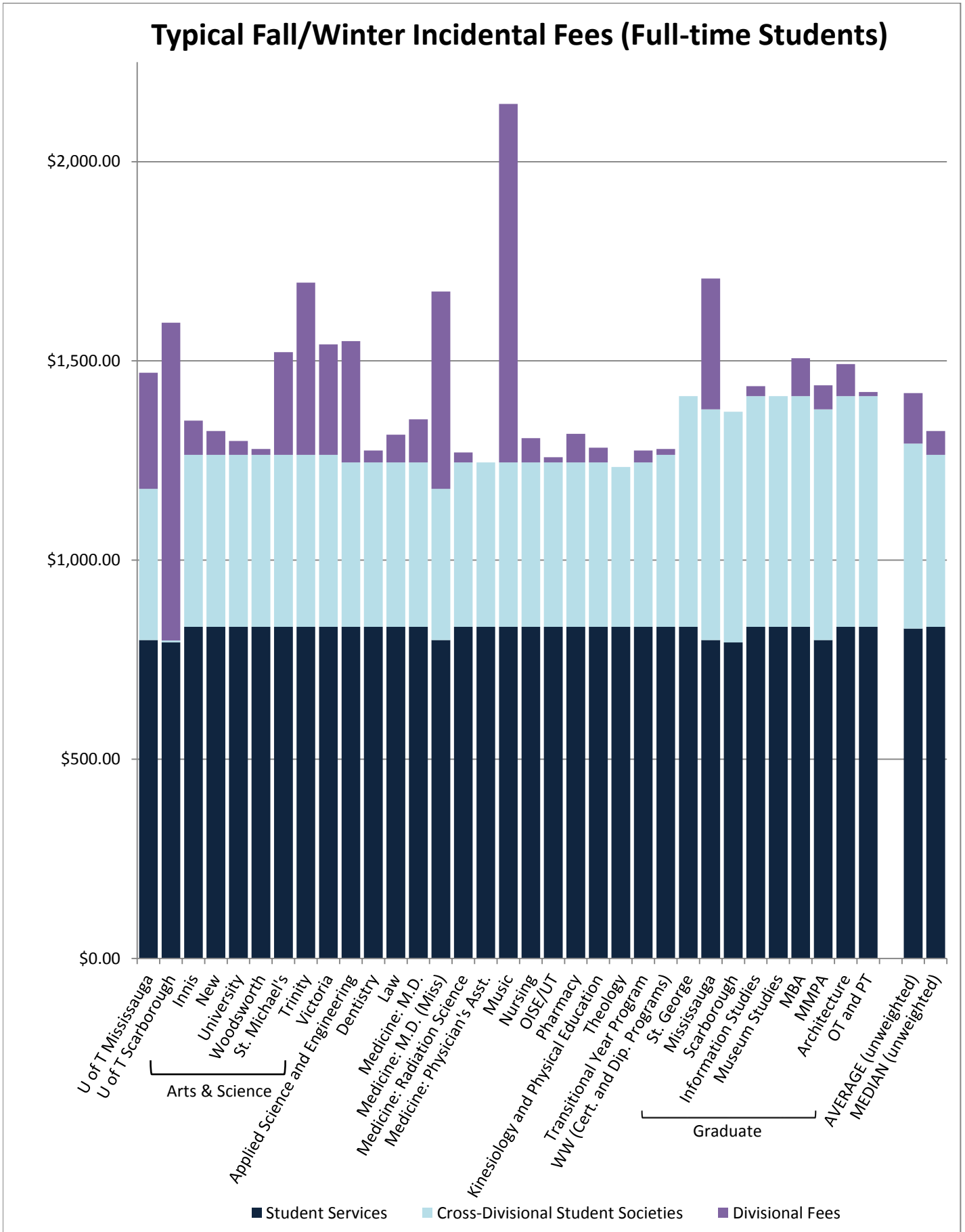
Graduate Studies: Faculty of Information Masters of Museum Studies	Summer 2016		Fall 2016		Winter 2017		Summer 2015		Fall 2015		Winter 2016		
	Full-time	Part-time	Full-time	Part-time	Full-time	Part-time	Full-time	Part-time	Full-time	Part-time	Full-time	Part-time	
Graduate Students' Union			289.68	265.65	289.67	265.65			268.86	118.88	268.86	118.88	
KPE Co-Curricular Programs, Services and Facilities		36.70	183.52	36.70	183.52	36.70		34.45	172.25	34.45	172.25	34.45	
Hart House		16.87	84.27	16.87	84.27	16.87		16.54	82.64	16.54	82.64	16.54	
Student Life Programs & Services		29.68	148.38	29.68	148.38	29.68		29.06	145.29	29.06	145.29	29.06	
Total		83.25	705.85	348.90	705.84	348.90		80.05	669.04	198.93	669.04	198.93	
Change From Previous Year			+4.0%	+5.5%	+75.4%	+5.5%	+75.4%		+5.4%	-1.7%	-4.1%	-1.7%	-4.1%
			Fall + Winter:		Full-time	1,411.69			Fall + Winter:		Full-time	1,338.08	
					Part-time	697.80					Part-time	397.86	

Graduate Studies: Masters of Management and Professional Accounting (Mississauga)	Summer 2016		Fall 2016		Winter 2017		Summer 2015		Fall 2015		Winter 2016	
	Full-time	Part-time	Full-time	Part-time	Full-time	Part-time	Full-time	Part-time	Full-time	Part-time	Full-time	Part-time
MMPA Student Council			30.00		30.00				30.00		30.00	
Graduate Students' Union			289.68	265.65	289.67	265.65			268.86	118.88	268.86	118.88
Physical Education & Athletics			175.20	35.04	175.20	35.04			171.76	34.35	171.76	34.35
KPE Co-Curricular Programs, Services and Facilities			21.29	4.26	21.29	4.26			19.98	4.00	19.98	4.00
Hart House			2.59	0.52	2.59	0.52			2.54	0.51	2.54	0.51
Health Service			38.44	7.69	38.44	7.69			36.23	7.25	36.23	7.25
Student Services			157.45	31.49	157.45	31.49			151.08	30.22	151.08	30.22
Summer Shuttle Services			4.60		4.60				4.41		4.41	
Total			719.25	344.65	719.24	344.65			684.86	195.21	684.86	195.21
Change From Previous Year			+5.0%	+76.6%	+5.0%	+76.6%			+5.3%	+8.2%	+5.3%	+8.2%
			Fall + Winter:		Full-time	1,438.49			Fall + Winter:		Full-time	1,369.72
					Part-time	689.30					Part-time	390.42

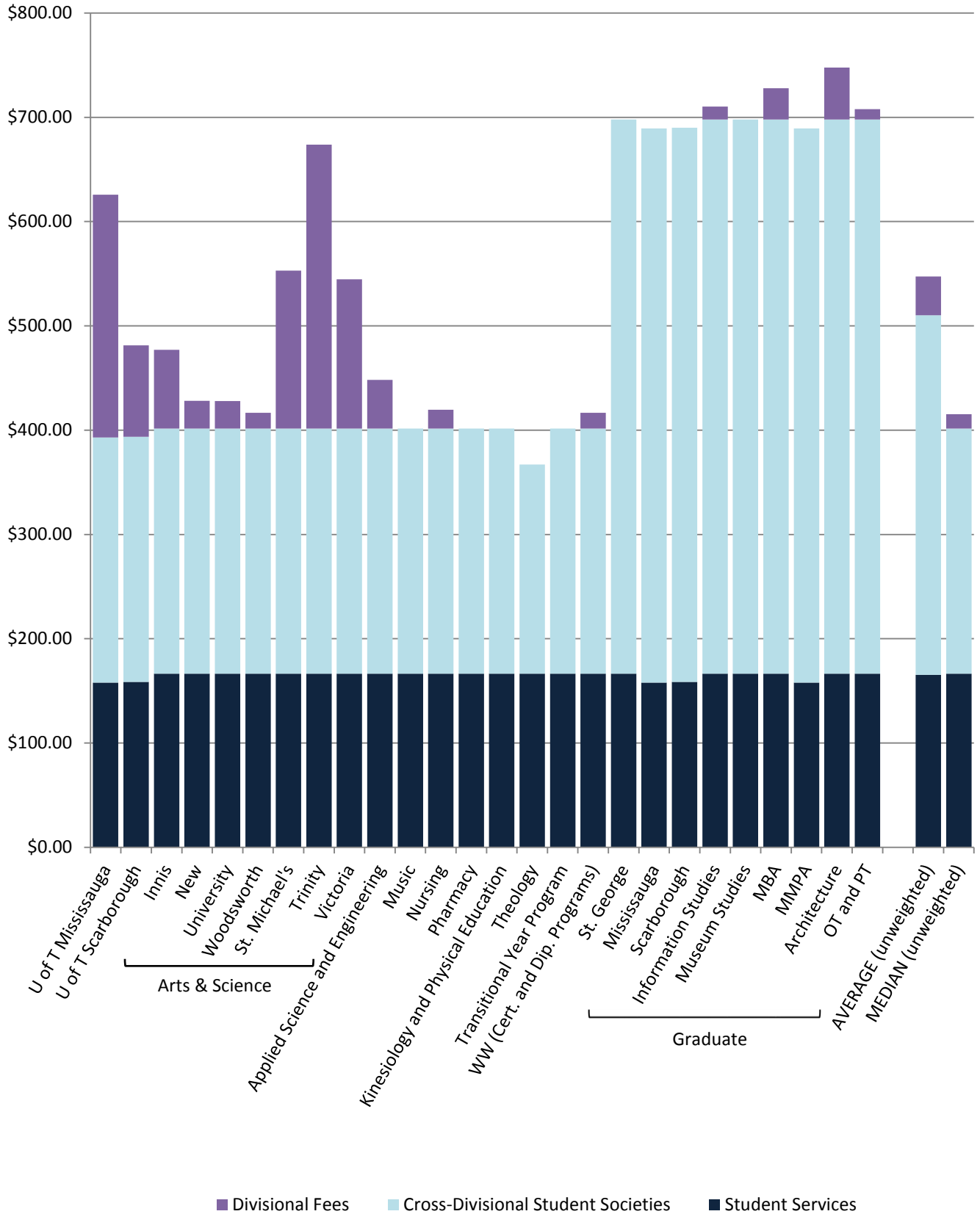
Graduate Studies Occupational Therapy and Physical Therapy	Summer 2016		Fall 2016		Winter 2017		Summer 2015		Fall 2015		Winter 2016		
	Full-time	Part-time	Full-time	Part-time	Full-time	Part-time	Full-time	Part-time	Full-time	Part-time	Full-time	Part-time	
Occupational Therapy & Physical Therapy Graduate Students Council			5.00	5.00	5.00	5.00			5.00	5.00	5.00	5.00	
Graduate Students' Union			289.68	265.65	289.67	265.65			268.86	118.88	268.86	118.88	
KPE Co-Curricular Programs, Services and Facilities		36.70	183.52	36.70	183.52	36.70		34.45	172.25	34.45	172.25	34.45	
Hart House		16.87	84.27	16.87	84.27	16.87		16.54	82.64	16.54	82.64	16.54	
Student Life Programs & Services		29.68	148.38	29.68	148.38	29.68		29.06	145.29	29.06	145.29	29.06	
Total		83.25	710.85	353.90	710.84	353.90		80.05	674.04	203.93	674.04	203.93	
Change From Previous Year			+4.0%	+5.5%	+73.5%	+5.5%	+73.5%		+5.4%	+6.1%	+8.8%	+6.1%	+8.8%
			Fall + Winter:		Full-time	1,421.69			Fall + Winter:		Full-time	1,348.08	
					Part-time	707.80					Part-time	407.86	

Graduate Studies: Rotman School of Management MBA (Degree Students)	Summer 2016		Fall 2016		Winter 2017		Summer 2015		Fall 2015		Winter 2016		
	Full-time	Part-time	Full-time	Part-time	Full-time	Part-time	Full-time	Part-time	Full-time	Part-time	Full-time	Part-time	
Graduate Business Council		20.00	47.50	15.00	47.50	15.00		20.00	47.50	15.00	47.50	15.00	
Graduate Students' Union			289.68	265.65	289.67	265.65			268.86	118.88	268.86	118.88	
KPE Co-Curricular Programs, Services and Facilities		36.70	183.52	36.70	183.52	36.70		34.45	172.25	34.45	172.25	34.45	
Hart House		16.87	84.27	16.87	84.27	16.87		16.54	82.64	16.54	82.64	16.54	
Student Life Programs & Services		29.68	148.38	29.68	148.38	29.68		29.06	145.29	29.06	145.29	29.06	
Total		103.25	753.35	363.90	753.34	363.90		100.05	716.54	213.93	716.54	213.93	
Change From Previous Year			+3.2%	+5.1%	+70.1%	+5.1%	+70.1%		+4.3%	+5.7%	+8.3%	+5.7%	+8.3%
			Fall + Winter:		Full-time	1,506.69			Fall + Winter:		Full-time	1,433.08	
					Part-time	727.80					Part-time	427.86	

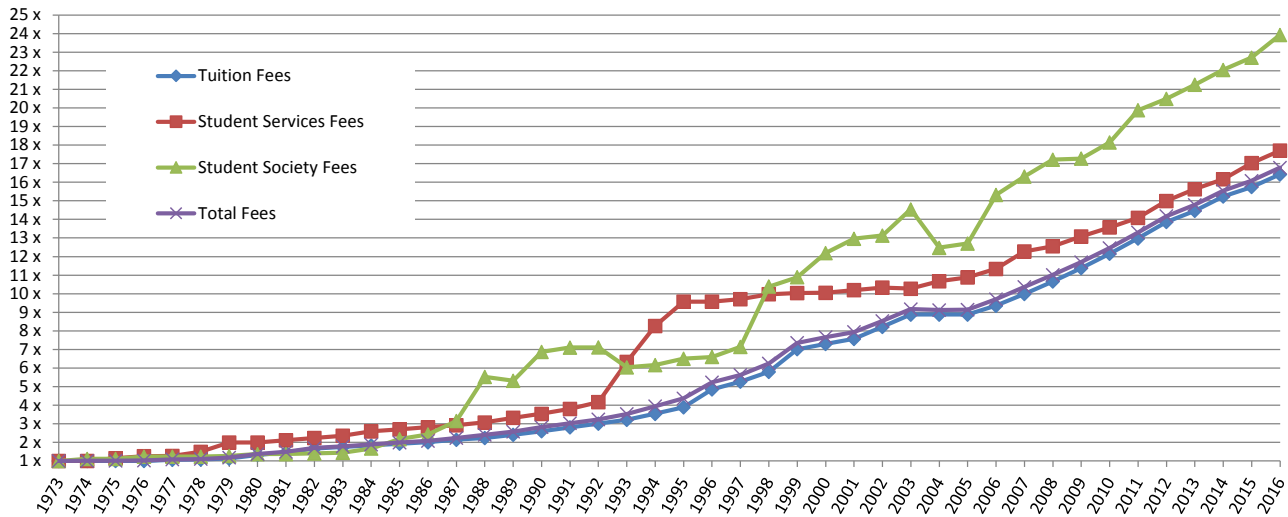
Typical Fall/Winter Incidental Fees (Full-time Students)



Typical Fall/Winter Incidental Fees (Part-time Students)



Relative Increases (Fall/Winter Fees)



Note: Prior to 1996-97, tuition levels are derived from the total academic fees paid by either a full-time Applied Science and Engineering student or a full-time Arts & Science student with a course load of 5.0 FCE. Beginning in 1996-97, tuition is derived from the average paid by a full-time year 1 Applied Science and Engineering student and a full-time Arts & Science student with a course load of 5.0 FCE. Student society fees are derived from the average of the fees charged to University College and Applied Science and Engineering students.

Schedule 1: Student Society Fees

Student Societies	Summer 2016		Fall 2016		Winter 2017		Summer 2015		Fall 2015		Winter 2016	
	Full-time	Part-time	Full-time	Part-time	Full-time	Part-time	Full-time	Part-time	Full-time	Part-time	Full-time	Part-time
Architecture and Visual Studies Student Union												
Society			10.00	5.00	10.00	5.00			10.00	5.00	10.00	5.00
TOTAL			\$ 10.00	\$ 5.00	\$ 10.00	\$ 5.00			\$ 10.00	\$ 5.00	\$ 10.00	\$ 5.00
Change From Previous Year			0.0%	0.0%	0.0%	0.0%			(new)	(new)	(new)	(new)
			\$ -	\$ -	\$ -	\$ -						
Arts & Science Students' Union												
Society	9.50		9.50		9.50		9.50		9.50		9.50	
TOTAL	\$ 9.50		\$ 9.50		\$ 9.50		\$ 9.50		\$ 9.50		\$ 9.50	
Change From Previous Year	0.0%		0.0%		0.0%		0.0%		0.0%		0.0%	
	\$ -		\$ -		\$ -		\$ -		\$ -		\$ -	
Association of Part-time Undergraduate Students												
Society		13.65		13.65		13.65		13.65		13.65		13.65
Ontario Public Interest Research Group (refundable)		1.00		0.50		0.50		1.00		0.50		0.50
Canadian Federation of Students (CFS) & CFS-Ontario (Canadian CPI cost of living increases permitted without referendum - approved fall 2002)		3.84		3.89		3.89		3.77		3.84		3.84
Accident & Prescription Drug Insurance Plan (including sales tax; refundable; increases up to 10% permitted without referendum - approved spring 1994)				54.24		54.24				49.31		49.31
Dental Plan (including sales tax; refundable; increases up to 10% permitted without referendum - approved spring of 2005)				45.25		45.25				41.14		41.14
TOTAL		\$ 18.49		\$ 117.53		\$ 117.53		\$ 18.42		\$ 108.44		\$ 108.44
Change From Previous Year		+0.4%		+8.4%		+8.4%		+0.3%		+8.3%		+8.3%
		\$ 0.07		\$ 9.09		\$ 9.09		\$ 0.06		\$ 8.29		\$ 8.29
CIUT-FM (University of Toronto Community Radio) - St. George												
Society	3.75		3.75		3.75		3.75		3.75		3.75	
TOTAL	\$ 3.75		\$ 3.75		\$ 3.75		\$ 3.75		\$ 3.75		\$ 3.75	
Change From Previous Year	0.0%		0.0%		0.0%		0.0%		0.0%		0.0%	
	\$ -		\$ -		\$ -		\$ -		\$ -		\$ -	
CIUT-FM (University of Toronto Community Radio) - Mississauga												
Society	0.50		0.50		0.50		0.50		0.50		0.50	
TOTAL	\$ 0.50		\$ 0.50		\$ 0.50		\$ 0.50		\$ 0.50		\$ 0.50	
Change From Previous Year	0.0%		0.0%		0.0%		0.0%		0.0%		0.0%	
	\$ -		\$ -		\$ -		\$ -		\$ -		\$ -	
CIUT-FM (University of Toronto Community Radio) - Scarborough												
Society	0.50		0.50		0.50		0.50		0.50		0.50	
TOTAL	\$ 0.50		\$ 0.50		\$ 0.50		\$ 0.50		\$ 0.50		\$ 0.50	
Change From Previous Year	0.0%		0.0%		0.0%		0.0%		0.0%		0.0%	
	\$ -		\$ -		\$ -		\$ -		\$ -		\$ -	
Dental Students' Society												
Society (cost of living increases permitted without referendum - approved spring 1994)			15.00		15.00				15.00		15.00	
TOTAL			\$ 15.00		\$ 15.00				\$ 15.00		\$ 15.00	
Change From Previous Year			0.0%		0.0%				0.0%		0.0%	
			\$ -		\$ -				\$ -		\$ -	
Engineering Society												
Society (cost of living increases permitted without referendum - approved spring 1991) - See Note 1			24.84	23.35	24.84	23.35			24.43	22.96	24.43	22.96
Engineering Athletic Association			4.50		4.50				4.50		4.50	
Formula SAE Racing Team (through 2016-17; referendum required for continuation)			2.75		2.75				2.75		2.75	
Blue Sky Solar Car Team (through 2016-17; referendum required for continuation)			2.75		2.75				2.75		2.75	
Special Projects Levy (through 2016-17; referendum required for continuation)			57.50		57.50				57.50		57.50	
Human Powered Vehicle Design (through 2016-17; referendum required for continuation)			1.25		1.25				1.25		1.25	
Engineers Without Borders (through 2016-17; referendum required for continuation)			1.25		1.25				1.25		1.25	
Concrete Canoe Team (through 2016-17; referendum required for continuation)			0.90		0.90				0.90		0.90	
Endowment Fund (through 2016-17; referendum required for continuation)			50.00		50.00				50.00		50.00	
Robotics Association (through 2016-17; referendum required for continuation)			1.50		1.50				1.50		1.50	
U of T Aerospace Team (established by referendum Spring 2015; through 2016-17; referendum required for continuation)			3.25		3.25				3.25		3.25	
Skule Night (through 2017-18; referendum required for continuation)			1.90		1.90				1.95		1.95	
TOTAL			\$ 152.39	\$ 23.35	\$ 152.39	\$ 23.35			\$ 152.03	\$ 22.96	\$ 152.03	\$ 22.96
Change From Previous Year			+0.2%	+1.7%	+0.2%	+1.7%			-0.9%	+1.5%	-0.9%	+1.5%
			\$ 0.36	\$ 0.39	\$ 0.36	\$ 0.39			\$ (1.39)	\$ 0.34	\$ (1.39)	\$ 0.34
Fusion Radio (Scarborough Campus Community Radio)												
Society (cost of living increases permitted without referendum - approved spring 2007)	4.85		4.85		4.85		4.85		4.85		4.85	
TOTAL	\$ 4.85		\$ 4.85		\$ 4.85		\$ 4.85		\$ 4.85		\$ 4.85	
Change From Previous Year	0.0%		0.0%		0.0%		0.0%		0.0%		0.0%	
	\$ -		\$ -		\$ -		\$ -		\$ -		\$ -	
Graduate Business Council												
Society (cost of living increases permitted without referendum - approved spring 2006)		20.00	47.50	15.00	47.50	15.00		20.00	47.50	15.00	47.50	15.00
TOTAL		\$ 20.00	\$ 47.50	\$ 15.00	\$ 47.50	\$ 15.00		\$ 20.00	\$ 47.50	\$ 15.00	\$ 47.50	\$ 15.00
Change From Previous Year		0.0%	0.0%	0.0%	0.0%	0.0%		0.0%	0.0%	0.0%	0.0%	0.0%
		\$ -	\$ -	\$ -	\$ -	\$ -		\$ -	\$ -	\$ -	\$ -	\$ -
Graduate Architecture, Landscape & Design Student Union												
Society			40.00	25.00	40.00	25.00			40.00	25.00	40.00	25.00
TOTAL			\$ 40.00	\$ 25.00	\$ 40.00	\$ 25.00			\$ 40.00	\$ 25.00	\$ 40.00	\$ 25.00
Change From Previous Year			0.0%	0.0%	0.0%	0.0%			0.0%	0.0%	0.0%	0.0%
			\$ -	\$ -	\$ -	\$ -			\$ -	\$ -	\$ -	\$ -

Student Societies	Summer 2016		Fall 2016		Winter 2017		Summer 2015		Fall 2015		Winter 2016	
	Full-time	Part-time	Full-time	Part-time	Full-time	Part-time	Full-time	Part-time	Full-time	Part-time	Full-time	Part-time
Innis College Student Society												
Society (cost of living increases permitted without referendum - approved spring 2000)			27.03	27.03	27.03	27.03			27.03	27.03	27.03	27.03
Refugee Student Fund			3.50	3.50	3.50	3.50			3.50	3.50	3.50	3.50
Town Hall (through 2016-17)			5.00	5.00	5.00	5.00			5.00	5.00	5.00	5.00
TOTAL			\$ 35.53	\$ 35.53	\$ 35.53	\$ 35.53			\$ 35.53	\$ 35.53	\$ 35.53	\$ 35.53
Change From Previous Year			0.0%	0.0%	0.0%	0.0%			0.0%	0.0%	0.0%	0.0%
			\$ -	\$ -	\$ -	\$ -			\$ -	\$ -	\$ -	\$ -
Innis College Student Society (First Year Students)												
Society (cost of living increases permitted without referendum - approved spring 2000)			27.03	27.03	27.03	27.03			27.03	27.03	27.03	27.03
Refugee Student Fund			3.50	3.50	3.50	3.50			3.50	3.50	3.50	3.50
Orientation (cost of living increases permitted without referendum - approved spring 2011)			51.00	51.00	51.00	51.00			51.00	51.00	51.00	51.00
Town Hall (through 2016-17)			5.00	5.00	5.00	5.00			5.00	5.00	5.00	5.00
TOTAL			\$ 86.53	\$ 86.53	\$ 86.53	\$ 86.53			\$ 86.53	\$ 86.53	\$ 86.53	\$ 86.53
Change From Previous Year			0.0%	0.0%	0.0%	0.0%			0.0%	0.0%	0.0%	0.0%
			\$ -	\$ -	\$ -	\$ -			\$ -	\$ -	\$ -	\$ -
Kinesiology and Physical Education Undergraduate Association												
Society			18.50		18.50				18.50		18.50	
TOTAL			\$ 18.50		\$ 18.50				\$ 18.50		\$ 18.50	
Change From Previous Year			0.0%		0.0%				0.0%		0.0%	
			\$ -		\$ -				\$ -		\$ -	
Master of Information Student Council												
Society			12.50	6.25	12.50	6.25			12.50	6.25	12.50	6.25
TOTAL			\$ 12.50	\$ 6.25	\$ 12.50	\$ 6.25			\$ 12.50	\$ 6.25	\$ 12.50	\$ 6.25
Change From Previous Year			0.0%	0.0%	0.0%	0.0%			-80.0%	-80.0%	-80.0%	-80.0%
			\$ -	\$ -	\$ -	\$ -			\$ (50.00)	\$ (25.00)	\$ (50.00)	\$ (25.00)
Master of Management & Professional Accounting Student Council												
Society			30.00		30.00				30.00		30.00	
TOTAL			\$ 30.00		\$ 30.00				\$ 30.00		\$ 30.00	
Change From Previous Year			0.0%		0.0%				0.0%		0.0%	
			\$ -		\$ -				\$ -		\$ -	
Medical Radiation Sciences Society												
Society			12.50		12.50				12.50		12.50	
TOTAL			\$ 12.50		\$ 12.50				\$ 12.50		\$ 12.50	
Change From Previous Year			0.0%		0.0%				0.0%		0.0%	
			\$ -		\$ -				\$ -		\$ -	
Medical Society												
Society			44.27		44.27				44.27		44.27	
Canadian Federation of Medical Students			10.00		10.00				10.00		10.00	
TOTAL			\$ 54.27		\$ 54.27				\$ 54.27		\$ 54.27	
Change From Previous Year			0.0%		0.0%				0.0%		0.0%	
			\$ -		\$ -				\$ -		\$ -	
Music Undergraduate Society												
Society (cost of living increases permitted without referendum, established by Fall 2015 referendum)			50.00		50.00				7.50		7.50	
FMUA Endowment Fund (established by Fall 2015 referendum. Continues through 2019-20; referendum required for continuation)			100.00		100.00							
FMUA Special Projects Fund (established by Fall 2015 referendum. Continues through 2019-20; referendum required for continuation)			200.00		200.00							
FMUA Clubs, Events and Services Fee (cost of living increases permitted without referendum, established by Fall 2015 referendum. Continues through 2016-17; referendum required for continuation)			100.00		100.00							
Special Levy (to be increased to \$450 per session in 2014-15 and to \$600 in 2015-16)			0.00		0.00				600.00		600.00	
TOTAL			\$ 450.00		\$ 450.00				\$ 607.50		\$ 607.50	
Change From Previous Year			-25.9%		-25.9%				+32.8%		+32.8%	
			\$ (157.50)		\$ (157.50)				\$ 150.00		\$ 150.00	

Student Societies	Summer 2016		Fall 2016		Winter 2017		Summer 2015		Fall 2015		Winter 2016	
	Full-time	Part-time	Full-time	Part-time	Full-time	Part-time	Full-time	Part-time	Full-time	Part-time	Full-time	Part-time
New College Student Council												
Society			16.00	6.00	16.00	6.00			16.00	6.00	16.00	6.00
Admission Scholarships			1.00	1.00	1.00	1.00			1.00	1.00	1.00	1.00
Capital Levy (established 2013. Continues through 2017-18; referendum required for continuation)			3.50	1.50	3.50	1.50			3.50	1.50	3.50	1.50
Computer Levy (established 2013. Continues through 2017-18; referendum required for continuation)			9.50	4.75	9.50	4.75			9.50	4.75	9.50	4.75
TOTAL			\$ 30.00	\$ 13.25	\$ 30.00	\$ 13.25			\$ 30.00	\$ 13.25	\$ 30.00	\$ 13.25
Change From Previous Year			0.0%	0.0%	0.0%	0.0%			0.0%	0.0%	0.0%	0.0%
			\$ -	\$ -	\$ -	\$ -			\$ -	\$ -	\$ -	\$ -
Nursing Undergraduate Society												
Society (cost of living increases permitted without referendum through 2019-20 with no single increase exceeding \$2.00 - approved spring 2015)			17.67		17.67				17.67		17.67	
Canadian Nursing Students Association (increasing to \$5.00 per session full-time beginning fall 2012)			5.00	1.00	5.00	1.00			5.00	1.00	5.00	1.00
Registered Nurses Association of Ontario (established by referendum in 2014)			8.00	8.00	8.00	8.00			8.00	8.00	8.00	8.00
TOTAL			\$ 30.67	\$ 9.00	\$ 30.67	\$ 9.00			\$ 30.67	\$ 9.00	\$ 30.67	\$ 9.00
Change From Previous Year			0.0%	0.0%	0.0%	0.0%			+1.1%	0.0%	+1.1%	0.0%
			\$ -	\$ -	\$ -	\$ -			\$ 0.33	\$ -	\$ 0.33	\$ -
Occupational Therapy & Physical Therapy Graduate Students Council												
Society			5.00	5.00	5.00	5.00			5.00	5.00	5.00	5.00
TOTAL			\$ 5.00	\$ 5.00	\$ 5.00	\$ 5.00			\$ 5.00	\$ 5.00	\$ 5.00	\$ 5.00
Change From Previous Year			0.0%	0.0%	0.0%	0.0%			0.0%	0.0%	0.0%	0.0%
			\$ -	\$ -	\$ -	\$ -			\$ -	\$ -	\$ -	\$ -
Scarborough Campus Students' Union												
Society (cost of living increases permitted without referendum - approved fall 2002)	25.43	1.58	25.86	1.61	25.86	1.61	24.96	1.55	25.43	1.58	25.43	1.58
Refugee Student Program (through 2014-15; SCSU Board approval of continuation)	0.75	0.25	0.75	0.25	0.75	0.25	0.75	0.25	0.75	0.25	0.75	0.25
Student Centre (cost of living increases permitted without referendum - approved spring 2001)	37.90	11.35	38.54	11.54	38.54	11.54	37.19	11.14	37.90	11.35	37.90	11.35
Women's Centre (refundable)	1.50		1.50		1.50		1.50		1.50		1.50	
Downtown Legal Services (refundable)	0.50		0.50		0.50		0.50		0.50		0.50	
Orientation (refundable)	0.50		0.50		0.50		0.50		0.50		0.50	
Blue Sky Solar Car Team (refundable)	0.13		0.13		0.13		0.13		0.13		0.13	
Day Care Subsidy (refundable)	0.50		0.50		0.50		0.50		0.50		0.50	
Wheelchair Accessibility Projects	1.00		1.00		1.00		1.00		1.00		1.00	
Refugee Student Fund			0.30		0.30		0.30		0.30		0.30	
Health Initiatives in Developing Countries (refundable)	0.25		0.25		0.25		0.25		0.25		0.25	
Foster Children Program	0.05		0.05		0.05		0.05		0.05		0.05	
U of T Environmental Resource Network (refundable)	0.25		0.25		0.25		0.25		0.25		0.25	
Canadian Federation of Students (CFS) & CFS-Ontario (cost of living increases permitted without referendum - approved fall 2002)	7.59		7.72		7.72		7.45		7.59		7.59	
Frontier College Students for Literacy - UTSC (refundable; fall and winter only)			0.50	0.10	0.50	0.10			0.50	0.10	0.50	0.10
UTSC Sports & Recreation Complex Levy (increases up to 4% permitted without referendum - approved spring of 2010; increased to \$140.00 full-time/\$28.00 part-time in summer 2014 through summer 2039)	151.42	30.28	151.42	30.28	151.42	30.28	145.60	29.12	145.60	29.12	145.60	29.12
Accident & Prescription Drug Insurance Plan (including administration fee and sales tax; refundable; increases up to 10% permitted without referendum - approved spring of 2010)			71.27		71.27				68.53		68.53	
Dental Plan (including administration fee and sales tax; refundable; increases up to 10% permitted without referendum - approved spring of 1998)			85.97		85.97				81.10		81.10	
TOTAL	\$ 227.77	\$ 43.46	\$ 387.01	\$ 43.78	\$ 387.01	\$ 43.78	\$ 220.93	\$ 42.06	\$ 372.38	\$ 42.40	\$ 372.38	\$ 42.40
Change From Previous Year	+3.1%	+3.3%	+3.9%	+3.3%	+3.9%	+3.3%	+3.1%	+3.6%	+5.8%	+3.3%	+5.8%	+3.3%
	\$ 6.84	\$ 1.40	\$ 14.63	\$ 1.38	\$ 14.63	\$ 1.38	\$ 6.63	\$ 1.48	\$ 20.52	\$ 1.36	\$ 20.52	\$ 1.36
Scarborough College Athletic Association												
Society			3.50		3.50				3.50		3.50	
TOTAL			\$ 3.50		\$ 3.50				\$ 3.50		\$ 3.50	
Change From Previous Year			0.0%		0.0%				0.0%		0.0%	
			\$ -		\$ -				\$ -		\$ -	
Student Teachers' Union												
Society (final CTEP cohort concludes in 2017-18)			6.50		6.50				6.50		6.50	
TOTAL			\$ 6.50		\$ 6.50				\$ 6.50		\$ 6.50	
Change From Previous Year			0.0%		0.0%				0.0%		0.0%	
			\$ -		\$ -				\$ -		\$ -	
Students' Law Society (All Except First Year J.D. Students)												
Society			20.00		20.00				20.00		20.00	
Public Interest Advocacy Summer Employment Program (refundable)			15.00		15.00				15.00		15.00	
TOTAL			\$ 35.00		\$ 35.00				\$ 35.00		\$ 35.00	
Change From Previous Year			0.0%		0.0%				0.0%		0.0%	
			\$ -		\$ -				\$ -		\$ -	
Students' Law Society (First Year J.D. Students)												
Society			20.00		20.00				20.00		20.00	
Public Interest Advocacy Summer Employment Program (refundable)			15.00		15.00				15.00		15.00	
Orientation			25.00		25.00				25.00		25.00	
TOTAL			\$ 60.00		\$ 60.00				\$ 60.00		\$ 60.00	
Change From Previous Year			0.0%		0.0%				0.0%		0.0%	
			\$ -		\$ -				\$ -		\$ -	
Student Association of the Transitional Year Program												
Society			15.00		15.00				15.00		15.00	
TOTAL			\$ 15.00		\$ 15.00				\$ 15.00		\$ 15.00	
Change From Previous Year			0.0%		0.0%				0.0%		0.0%	
			\$ -		\$ -				\$ -		\$ -	
The Medium												
Society			3.63	1.21	3.63	1.21			3.63	1.21	3.63	1.21
TOTAL			\$ 3.63	\$ 1.21	\$ 3.63	\$ 1.21			\$ 3.63	\$ 1.21	\$ 3.63	\$ 1.21
Change From Previous Year			0.0%	0.0%	0.0%	0.0%			0.0%	0.0%	0.0%	0.0%
			\$ -	\$ -	\$ -	\$ -			\$ -	\$ -	\$ -	\$ -

Student Societies	Summer 2016		Fall 2016		Winter 2017		Summer 2015		Fall 2015		Winter 2016	
	Full-time	Part-time	Full-time	Part-time	Full-time	Part-time	Full-time	Part-time	Full-time	Part-time	Full-time	Part-time
The Underground (Scarborough College Students' Press)												
Society			3.50		3.50				3.50		3.50	
TOTAL			\$ 3.50		\$ 3.50				\$ 3.50		\$ 3.50	
Change From Previous Year			0.0%		0.0%				0.0%		0.0%	
			\$ -		\$ -				\$ -		\$ -	
U of T Mississauga Association of Graduate Students												
Mississauga U-Pass (established by referendum in 2016; increases up to 10% permitted without referendum - approved spring 2016) (See note 2.)			101.17		101.17							
Mississauga Summer U-Pass (established by referendum in 2016; increases up to 10% permitted without referendum - approved spring 2016.) (See note 2.)	115.00		\$ 62.84		\$ 62.84							
TOTAL	\$ 115.00		\$ 164.01		\$ 164.01							
Change From Previous Year	(new)		(new)		(new)							
U of T at Mississauga Athletics Council												
Society	2.77	2.77	4.30	1.39	4.30	1.39	2.77	2.77	4.30	1.39	4.30	1.39
TOTAL	\$ 2.77	\$ 2.77	\$ 4.30	\$ 1.39	\$ 4.30	\$ 1.39	\$ 2.77	\$ 2.77	\$ 4.30	\$ 1.39	\$ 4.30	\$ 1.39
Change From Previous Year	0.0%	0.0%	0.0%	0.0%	0.0%	0.0%	0.0%	0.0%	0.0%	0.0%	0.0%	0.0%
	\$ -	\$ -	\$ -	\$ -	\$ -	\$ -	\$ -	\$ -	\$ -	\$ -	\$ -	\$ -
U of T Mississauga Students' Union (Erindale College Student Union)												
Society (cost of living increases permitted without referendum - approved spring 2006)	14.11	1.02	14.35	1.06	14.35	1.06	13.85	1.02	14.11	1.04	14.11	1.04
Student Centre Levy	12.50	3.75	12.50	3.75	12.50	3.75	12.50	3.75	12.50	3.75	12.50	3.75
On Campus First Aid Emergency Response (cost of living increases permitted without referendum - approved spring 2011)	0.52	0.52	0.54	0.54	0.54	0.54	0.52	0.52	0.53	0.53	0.53	0.53
Blind Duck Pub (refundable)	3.25	3.25	3.25	3.25	3.25	3.25	3.25	3.25	3.25	3.25	3.25	3.25
Club Funding and Resources	1.26	1.26	1.26	1.26	1.26	1.26	1.26	1.26	1.26	1.26	1.26	1.26
Mississauga Transit Upass (different amount for summer compared to fall and winter; increases up to 9% permitted without referendum - current provisions approved fall of Academic Societies (cost of living increases permitted without referendum - approved spring 2007)	133.09	133.09	101.17	101.17	101.17	101.17	122.10	122.10	92.82	92.82	92.81	92.81
Food Bank (cost of living increases permitted without referendum - approved spring 2009)	1.00	1.00	1.04	1.04	1.04	1.04	1.00	1.00	1.02	1.02	1.02	1.02
Student Refugee Program (cost of living increases permitted without referendum - approved spring 2009)			0.57	0.57	0.57	0.57			0.56	0.56	0.56	0.56
			1.12	1.12	1.12	1.12			1.10	1.10	1.10	1.10
TOTAL	\$ 165.73	\$ 143.89	\$ 135.80	\$ 113.76	\$ 135.80	\$ 113.76	\$ 154.48	\$ 132.90	\$ 127.15	\$ 105.33	\$ 127.14	\$ 105.32
Change From Previous Year	+7.3%	+8.3%	+6.8%	+8.0%	+6.8%	+8.0%	+7.2%	+8.3%	+6.7%	+7.9%	+6.7%	+7.9%
	\$ 11.25	\$ 10.99	\$ 8.65	\$ 8.43	\$ 8.66	\$ 8.44	\$ 10.31	\$ 10.13	\$ 7.99	\$ 7.75	\$ 7.98	\$ 7.74
Note: Mississauga Academy of Medicine Students also pay \$62.84 in both the Fall and Winter sessions for a Summer 2017 U-Pass												
Undergraduate Pharmacy Society												
Society (cost of living increases permitted without referendum - approved spring 1991)			20.00		20.00				20.00		20.00	
Canadian Association of Pharmacy Students and Interns			7.50		7.50				7.50		7.50	
Graduation Events			8.50		8.50				8.50		8.50	
TOTAL			\$ 36.00		\$ 36.00				\$ 36.00		\$ 36.00	
Change From Previous Year			0.0%		0.0%				0.0%		0.0%	
			\$ -		\$ -				\$ -		\$ -	

Student Societies	Summer 2016		Fall 2016		Winter 2017		Summer 2015		Fall 2015		Winter 2016	
	Full-time	Part-time	Full-time	Part-time	Full-time	Part-time	Full-time	Part-time	Full-time	Part-time	Full-time	Part-time
University College Literary & Athletic Society												
Society (cost of living increases permitted without referendum - approved spring 2006)			10.85	3.64	10.85	3.64			10.85	3.64	10.85	3.64
Special Project Levy (through 2036-37; referendum required for continuation)			12.50	5.00	12.50	5.00						
Refugee Sponsorship Program			1.88	1.88	1.88	1.88			1.88	1.88	1.88	1.88
Special Fund (Capital Fund)			0.50	0.50	0.50	0.50			0.50	0.50	0.50	0.50
<i>The Gargoyle</i>			1.50	1.50	1.50	1.50			1.50	1.50	1.50	1.50
U.C. Review			0.88		0.88				0.88		0.88	
Association of College Program Unions - University College (refundable)			0.66		0.66				0.66		0.66	
Contact U.C.			0.50		0.50				0.50		0.50	
Charity Fund			0.13		0.13				0.13		0.13	
UC Follies Theatre Troupe (est. by referenda 2013)			0.50	0.50	0.50	0.50			0.50	0.50	0.50	0.50
U.C. WUSC Committee			0.13	0.13	0.13	0.13			0.13	0.13	0.13	0.13
TOTAL			\$ 30.03	\$ 13.15	\$ 30.03	\$ 13.15			\$ 17.53	\$ 8.15	\$ 17.53	\$ 8.15
Change From Previous Year			+71.3%	+61.3%	+71.3%	+61.3%			0.0%	0.0%	0.0%	0.0%
			\$ 12.50	\$ 5.00	\$ 12.50	\$ 5.00			\$ -	\$ -	\$ -	\$ -
University of Toronto Graduate Students' Union												
Society (cost of living increases permitted without referendum - approved spring 1990)			31.44	15.72	31.44	15.72			31.44	15.72	31.44	15.72
Canadian Federation of Students (CFS) & CFS-Ontario (cost of living increases permitted without referendum - approved spring 1998)			8.12	4.06	8.12	4.06			8.03	4.01	8.03	4.01
Ontario Public Interest Research Group (refundable; cost of living increases permitted without referendum - approved spring 1982)			2.60	1.29	2.59	1.29			2.55	1.27	2.55	1.27
Downtown Legal Services (refundable)			1.50	0.75	1.50	0.75			1.50	0.75	1.50	0.75
Women's Centre (refundable)			0.50	0.25	0.50	0.25			0.50	0.25	0.50	0.25
Bikechain (refundable; cost of living increases permitted without referendum - approved spring 2013)			0.52	0.26	0.52	0.25			0.51	0.25	0.51	0.25
U of T Environmental Resource Network (refundable)			0.25	0.13	0.25	0.13			0.25	0.13	0.25	0.13
Toronto Sustainable Food Co-operative (refundable)			0.50	0.25	0.50	0.25			0.50	0.25	0.50	0.25
Supplementary Health Coverage (including administration fee and sales tax; refundable; increases up to health industry index permitted without referendum - current provisions approved spring 1999; no cost of living provision for part-time students' health fee)			137.06	137.01	137.06	137.01			126.08		126.08	
Dental Plan (including administration fee and sales tax; refundable; increases up to dental industry index permitted without referendum - current provisions approved spring 2006)			104.68	104.68	104.68	104.68			95.00	95.00	95.00	95.00
Sexual Education Centre (established by referendum in 2015; cost of living increases permitted without referendum - approved spring 2015)			0.51	0.25	0.51	0.26			0.50	0.25	0.50	0.25
Students for Barrier-Free Access (established by referendum in 2015)			2.00	1.00	2.00	1.00			2.00	1.00	2.00	1.00
TOTAL			\$ 289.68	\$ 265.65	\$ 289.67	\$ 265.65			\$ 268.86	\$ 118.88	\$ 268.86	\$ 118.88
Change From Previous Year			+7.7%	+123.5%	+7.7%	+123.5%			+7.3%	+11.6%	+7.3%	+11.6%
			\$ 20.82	\$ 146.77	\$ 20.81	\$ 146.77			\$ 18.18	\$ 12.36	\$ 18.18	\$ 12.36
University of Toronto Students' Union (Students' Administrative Council) - St. George Campus												
Society (cost of living increases permitted without referendum - approved spring 1991)	18.08		18.39		18.39		17.74		18.08		18.08	
Women's Centre (refundable)	1.50		1.50		1.50		1.50		1.50		1.50	
Sexual Education & Peer Counselling Centre (refundable)	0.25		0.25		0.25		0.25		0.25		0.25	
Downtown Legal Services (refundable - cost of living increases permitted without referendum - approved spring 2015)	3.06		3.11		3.11		1.50		3.06		3.06	
Ontario Public Interest Research Group (refundable)	0.50		0.50		0.50		0.50		0.50		0.50	
Orientation (refundable)	0.50		0.50		0.50		0.50		0.50		0.50	
Blue Sky Solar Racing Car Team (refundable)	0.13		0.13		0.13		0.13		0.13		0.13	
Day Care Subsidy (refundable)	0.50		0.50		0.50		0.50		0.50		0.50	
Wheelchair Accessibility Projects	1.00		1.00		1.00		1.00		1.00		1.00	
Student Refugee Program (cost of living increases permitted without referendum - approved spring 2007)	0.69		0.70		0.70		0.68		0.69		0.69	
Health Initiatives in Developing Countries (refundable)	0.25		0.25		0.25		0.25		0.25		0.25	
Foster Children Program	0.05		0.05		0.05		0.05		0.05		0.05	
U of T Environmental Resource Network (refundable)	0.50		0.50		0.50		0.50		0.50		0.50	
Bike Chain (formerly BikeShare) (refundable - cost of living increases permitted without referendum - approved spring 2013)	0.50		0.51		0.51		0.50		0.50		0.50	
Students for Barrier Free Access (refundable)	1.00		1.00		1.00		1.00		1.00		1.00	
Cinema Studies Students' Union (refundable)	0.25		0.25		0.25		0.25		0.25		0.25	
Canadian Federation of Students (CFS) & CFS-Ontario (cost of living increases permitted without referendum - approved fall 2002)	7.64		7.77		7.77		7.50		7.64		7.64	
LGBTout (established by referendum Spring 2016; refundable)			0.25		0.25							
Radical Roots (refundable)	0.15		0.15		0.15		0.15		0.15		0.15	
Student Commons (increasing to \$20.75 [\$14.25 for capital expenses, ending after 25 years, and \$6.50 for operating expenses] beginning in the session in which the Student Commons opens; increases up to 10% permitted without referendum - approved fall 2007)	9.02		9.31		9.31		8.20		9.02		9.02	
Accident & Prescription Drug Insurance Plan (including administration fee and sales tax; refundable; increases up to 10% permitted without referendum - current provisions approved spring of 1998)			81.46		81.46				76.80		76.80	
Dental Plan (including administration fee and sales tax; refundable; increases up to 10% permitted without referendum - approved spring of 1998)			72.44		72.44				69.19		69.19	
TOTAL	\$ 45.57		\$ 200.52		\$ 200.52		\$ 42.70		\$ 191.56		\$ 191.56	
Change From Previous Year	+6.7%		+4.7%		+4.7%		+2.7%		+4.9%		+4.9%	
	\$ 2.87		\$ 8.96		\$ 8.96		\$ 1.13		\$ 9.03		\$ 9.03	

Student Societies	Summer 2016		Fall 2016		Winter 2017		Summer 2015		Fall 2015		Winter 2016	
	Full-time	Part-time	Full-time	Part-time	Full-time	Part-time	Full-time	Part-time	Full-time	Part-time	Full-time	Part-time
University of Toronto Students' Union (Students' Administrative Council) - Mississauga												
Society (cost of living increases permitted without referendum - approved spring 1991)	18.08		18.39		18.39		17.74		18.08		18.08	
Women's Centre (refundable)	0.50		0.50		0.50		0.50		0.50		0.50	
UTM Sexual Education Centre (refundable)	1.00		1.00		1.00		1.00		1.00		1.00	
UTM Women's Centre (refundable)	1.00		1.00		1.00		1.00		1.00		1.00	
Downtown Legal Services (refundable - cost of living increases permitted without referendum - approved spring 2015)	1.02		1.04		1.04		0.50		1.02		1.02	
Orientation (refundable)	0.50		0.50		0.50		0.50		0.50		0.50	
Blue Sky Solar Racing Car Team (refundable)	0.13		0.13		0.13		0.13		0.13		0.13	
Day Care Subsidy (refundable)	0.50		0.50		0.50		0.50		0.50		0.50	
Wheelchair Accessibility Projects	1.00		1.00		1.00		1.00		1.00		1.00	
Student Refugee Program (cost of living increases permitted without referendum - approved spring 2007)	0.69		0.70		0.70		0.68		0.69		0.69	
Health Initiatives in Developing Countries (refundable)	0.25		0.25		0.25		0.25		0.25		0.25	
Foster Children Program	0.05		0.05		0.05		0.05		0.05		0.05	
U of T Environmental Resource Network (refundable)	0.50		0.50		0.50		0.50		0.50		0.50	
Canadian Federation of Students (CFS) & CFS-Ontario (cost of living increases permitted without referendum - approved fall 2002)	7.64		7.77		7.77		7.50		7.64		7.64	
Radical Roots (refundable)	0.15		0.15		0.15		0.15		0.15		0.15	
Accident & Prescription Drug Insurance Plan (including administration fee and sales tax; refundable; increases up to 10% permitted without referendum - current provisions approved spring of 1998)			81.46		81.46				76.80		76.80	
Dental Plan (including administration fee and sales tax; refundable; increases up to 10% permitted without referendum - approved spring of 1998)			72.44		72.44				69.19		69.19	
TOTAL	\$ 33.01		\$ 187.38		\$ 187.38		\$ 32.00		\$ 179.00		\$ 179.00	
Change From Previous Year	+3.2%		+4.7%		+4.7%		+1.2%		+4.2%		+4.2%	
	\$ 1.01		\$ 8.38		\$ 8.38		\$ 0.38		\$ 7.17		\$ 7.17	
Varsity Publications Inc.												
Society (cost of living increases permitted without referendum - approved spring 2007)	1.94		1.97		1.97		1.90		1.94		1.94	
TOTAL	\$ 1.94		\$ 1.97		\$ 1.97		\$ 1.90		\$ 1.94		\$ 1.94	
Change From Previous Year	+2.1%		+1.5%		+1.5%		+1.6%		+2.1%		+2.1%	
	\$ 0.04		\$ 0.03		\$ 0.03		\$ 0.03		\$ 0.04		\$ 0.04	
VIBE - Radio Erindale												
Society	2.00		2.00		2.00		2.00		2.00		2.00	
TOTAL	\$ 2.00		\$ 2.00		\$ 2.00		\$ 2.00		\$ 2.00		\$ 2.00	
Change From Previous Year	0.0%		0.0%		0.0%		0.0%		0.0%		0.0%	
	\$ -		\$ -		\$ -		\$ -		\$ -		\$ -	
Woodsworth College Students' Association												
Society	15.00	15.00	7.50	7.50	7.50	7.50	15.00	15.00	7.50	7.50	7.50	7.50
TOTAL	\$ 15.00	\$ 15.00	\$ 7.50	\$ 7.50	\$ 7.50	\$ 7.50	\$ 15.00	\$ 15.00	\$ 7.50	\$ 7.50	\$ 7.50	\$ 7.50
Change From Previous Year	0.0%	0.0%	0.0%	0.0%	0.0%	0.0%	0.0%	0.0%	0.0%	0.0%	0.0%	0.0%
	\$ -	\$ -	\$ -	\$ -	\$ -	\$ -	\$ -	\$ -	\$ -	\$ -	\$ -	\$ -

Notes:

- 1) Applied Science & Engineering (APSC) students engaged in the Professional Experience Year (PEY) program are charged a part-time student fee.
- 2) At UTMAGS request, DIFA and MMPA students are not charged any U-Pass fees

Student Societies	Summer 2016		Fall 2016		Winter 2017		Summer 2015		Fall 2015		Winter 2016	
	Full-time	Part-time	Full-time	Part-time	Full-time	Part-time	Full-time	Part-time	Full-time	Part-time	Full-time	Part-time

Residence Student Societies

89 Chestnut Residence Council												
Society (cost of living increases permitted without referendum - approved spring 2004)												
TOTAL												
Change From Previous Year												
Innis Residence Council												
Society												
TOTAL												
Change From Previous Year												
Graduate House Council												
Society (annual fee is pro-rated by term of residency)												
TOTAL												
Change From Previous Year												
New College Residence Council												
Society												
TOTAL												
Change From Previous Year												
U of T at Mississauga Residence Council												
Society												
TOTAL												
Change From Previous Year												
U of T at Scarborough Student Residence Council												
Society												
TOTAL												
Change From Previous Year												
University College Residence Council												
Society												
TOTAL												
Change From Previous Year												
Woodsworth College Residence Council												
Society												
TOTAL												
Change From Previous Year												

Schedule 2: Campus Services Fees

Campus Services Fees	Summer 2016		Fall 2016		Winter 2017		Summer 2015		Fall 2015		Winter 2016	
	Full-time	Part-time	Full-time	Part-time	Full-time	Part-time	Full-time	Part-time	Full-time	Part-time	Full-time	Part-time
St. George Campus - Undergraduate and Graduate Students												
KPE Co-Curricular Programs, Services and Facilities	183.52	36.70	183.52	36.70	183.52	36.70	172.25	34.45	172.25	34.45	172.25	34.45
Hart House	84.27	16.87	84.27	16.87	84.27	16.87	82.64	16.54	82.64	16.54	82.64	16.54
Student Life Programs and Services	148.38	29.68	148.38	29.68	148.38	29.68	145.29	29.06	145.29	29.06	145.29	29.06
TOTAL	\$ 416.17	\$ 83.25	\$ 416.17	\$ 83.25	\$ 416.17	\$ 83.25	\$ 400.18	\$ 80.05	\$ 400.18	\$ 80.05	\$ 400.18	\$ 80.05
Change From Previous Year	+4.0%	+4.0%	+4.0%	+4.0%	+4.0%	+4.0%	+5.4%	+5.4%	+5.4%	+5.4%	+5.4%	+5.4%
	\$ 15.99	\$ 3.20	\$ 15.99	\$ 3.20	\$ 15.99	\$ 3.20	\$ 20.38	\$ 4.08	\$ 20.38	\$ 4.08	\$ 20.38	\$ 4.08
University of Toronto Mississauga - Undergraduate Students												
Physical Education, Athletics & Recreation (UTM)	175.20	35.04	175.20	35.04	175.20	35.04	171.76	34.35	171.76	34.35	171.76	34.35
KPE Co-Curricular Programs, Services and Facilities	21.29	4.26	21.29	4.26	21.29	4.26	19.98	4.00	19.98	4.00	19.98	4.00
Hart House	2.59	0.52	2.59	0.52	2.59	0.52	2.54	0.51	2.54	0.51	2.54	0.51
Health and Counselling Centre Fee	38.44	7.69	38.44	7.69	38.44	7.69	36.23	7.25	36.23	7.25	36.23	7.25
Student Services Fee	157.45	31.49	157.45	31.49	157.45	31.49	151.08	30.22	151.08	30.22	151.08	30.22
Summer Shuttle Services (See Note 1)	0.00	0.00	4.60	0.00	4.60	0.00	0.00	0.00	4.41	0.00	4.41	0.00
TOTAL	\$ 394.97	\$ 79.00	\$ 399.57	\$ 79.00	\$ 399.57	\$ 79.00	\$ 381.59	\$ 76.33	\$ 386.00	\$ 76.33	\$ 386.00	\$ 76.33
Change From Previous Year	+3.5%	+3.5%	+3.5%	+3.5%	+3.5%	+3.5%	+4.5%	+4.5%	+4.3%	+3.2%	+4.3%	+3.2%
	\$ 13.38	\$ 2.67	\$ 13.57	\$ 2.67	\$ 13.57	\$ 2.67	\$ 16.33	\$ 3.28	\$ 16.06	\$ 2.39	\$ 16.06	\$ 2.39
University of Toronto Mississauga - Graduate Students												
Physical Education, Athletics & Recreation (UTM)	175.20	35.04	175.20	35.04	175.20	35.04	171.76	34.35	171.76	34.35	171.76	34.35
KPE Co-Curricular Programs, Services and Facilities	21.29	4.26	21.29	4.26	21.29	4.26	19.98	4.00	19.98	4.00	19.98	4.00
Hart House	2.59	0.52	2.59	0.52	2.59	0.52	2.54	0.51	2.54	0.51	2.54	0.51
Health and Counselling Centre Fee	38.44	7.69	38.44	7.69	38.44	7.69	36.23	7.25	36.23	7.25	36.23	7.25
Student Services Fee	157.45	31.49	157.45	31.49	157.45	31.49	151.08	30.22	151.08	30.22	151.08	30.22
Summer Shuttle Services (See Note 1)	0.00	0.00	4.60	0.00	4.60	0.00	0.00	0.00	4.41	0.00	4.41	0.00
Mississauga Transit U-Pass (See Note 2)	0.00	0.00	0.00	0.00	0.00	0.00	0.00	0.00	92.81	92.81	92.81	92.81
Mississauga Transit Summer U-Pass (See Note 2)	0.00	0.00	0.00	0.00	0.00	0.00	0.00	0.00	57.65	57.65	57.65	57.65
TOTAL	\$ 394.97	\$ 79.00	\$ 399.57	\$ 79.00	\$ 399.57	\$ 79.00	\$ 381.59	\$ 76.33	\$ 536.46	\$ 226.79	\$ 536.46	\$ 226.79
Change From Previous Year	+3.5%	+3.5%	-25.5%	-65.2%	-25.5%	-65.2%	+4.5%	+4.5%	+5.6%	+7.0%	+5.6%	+7.0%
	\$ 13.38	\$ 2.67	\$ (136.89)	\$ (147.79)	\$ (136.89)	\$ (147.79)	\$ 16.33	\$ 3.28	\$ 28.48	\$ 14.81	\$ 28.48	\$ 14.81
University of Toronto Scarborough - Undergraduate Students												
Physical Education & Athletics (UTSC)	134.21	26.84	134.21	26.84	134.21	26.84	130.94	26.19	130.94	26.19	130.94	26.19
KPE Co-Curricular Programs, Services and Facilities	21.29	4.26	21.29	4.26	21.29	4.26	19.98	4.00	19.98	4.00	19.98	4.00
Hart House	2.59	0.52	2.59	0.52	2.59	0.52	2.54	0.51	2.54	0.51	2.54	0.51
Health & Wellness Fee	65.35	13.07	65.35	13.07	65.35	13.07	63.75	12.75	63.75	12.75	63.75	12.75
Student Services Fee	173.08	34.62	173.08	34.62	173.08	34.62	167.84	33.57	167.84	33.57	167.84	33.57
TOTAL	\$ 396.52	\$ 79.31	\$ 396.52	\$ 79.31	\$ 396.52	\$ 79.31	\$ 385.05	\$ 77.02	\$ 385.05	\$ 77.02	\$ 385.05	\$ 77.02
Change From Previous Year	+3.0%	+3.0%	+3.0%	+3.0%	+3.0%	+3.0%	+3.6%	+3.6%	+3.6%	+3.6%	+3.6%	+3.6%
	\$ 11.47	\$ 2.29	\$ 11.47	\$ 2.29	\$ 11.47	\$ 2.29	\$ 13.21	\$ 2.65	\$ 13.21	\$ 2.65	\$ 13.21	\$ 2.65
University of Toronto Scarborough - Graduate Students												
Physical Education & Athletics (UTSC)	134.21	26.84	134.21	26.84	134.21	26.84	130.94	26.19	130.94	26.19	130.94	26.19
KPE Co-Curricular Programs, Services and Facilities	21.29	4.26	21.29	4.26	21.29	4.26	19.98	4.00	19.98	4.00	19.98	4.00
Hart House	2.59	0.52	2.59	0.52	2.59	0.52	2.54	0.51	2.54	0.51	2.54	0.51
Health & Wellness Fee	65.35	13.07	65.35	13.07	65.35	13.07	63.75	12.75	63.75	12.75	63.75	12.75
Student Services Fee	173.08	34.62	173.08	34.62	173.08	34.62	167.84	33.57	167.84	33.57	167.84	33.57
TOTAL	\$ 396.52	\$ 79.31	\$ 396.52	\$ 79.31	\$ 396.52	\$ 79.31	\$ 385.05	\$ 77.02	\$ 385.05	\$ 77.02	\$ 385.05	\$ 77.02
Change From Previous Year	+3.0%	+3.0%	+3.0%	+3.0%	+3.0%	+3.0%	+3.6%	+3.6%	+3.6%	+3.6%	+3.6%	+3.6%
	\$ 11.47	\$ 2.29	\$ 11.47	\$ 2.29	\$ 11.47	\$ 2.29	\$ 13.21	\$ 2.65	\$ 13.21	\$ 2.65	\$ 13.21	\$ 2.65
Divisional Services Fees												
Innis College												
Innis College Student Services Fee	\$ 7.50	\$ 2.25	\$ 7.50	\$ 2.25	\$ 7.50	\$ 2.25	\$ 7.50	\$ 2.25	\$ 7.50	\$ 2.25	\$ 7.50	\$ 2.25
Change From Previous Year	0.0%	0.0%	0.0%	0.0%	0.0%	0.0%	0.0%	0.0%	0.0%	0.0%	0.0%	0.0%
	\$ -	\$ -	\$ -	\$ -	\$ -	\$ -	\$ -	\$ -	\$ -	\$ -	\$ -	\$ -

Notes

- 1 The Summer Shuttle Services fee applies to Mississauga Academy of Medicine Students and UTM-affiliated graduate students
- 2 In Winter 2016, the U of T Mississauga Association of Graduate Students requested that the Mississauga Transit U-Pass be realigned as a Student Society fee (see Schedule 1).

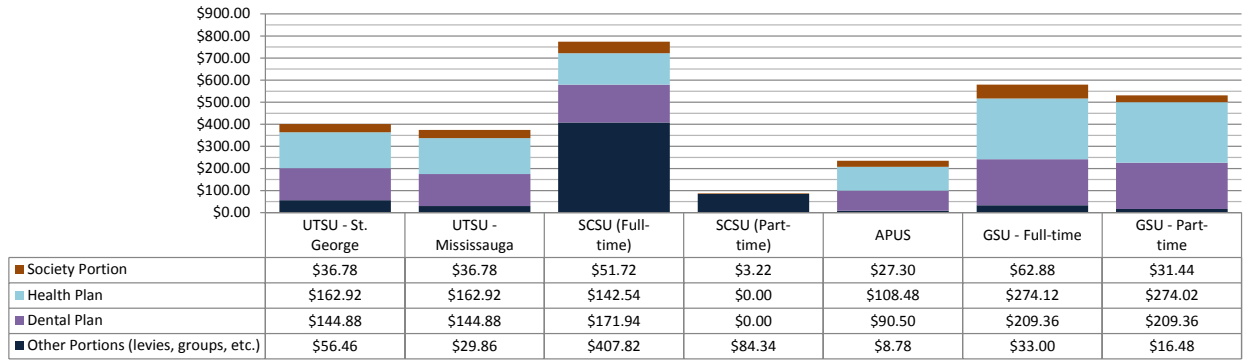
Schedule 3: Federated Colleges Student Society Fees

Student Societies	Summer 2016		Fall 2016		Winter 2017		Summer 2015		Fall 2015		Winter 2016	
	Full-time	Part-time	Full-time	Part-time	Full-time	Part-time	Full-time	Part-time	Full-time	Part-time	Full-time	Part-time
St. Michael's College Student Union												
Society			14.00	10.50	14.00	10.50			14.00	10.50	14.00	10.50
TOTAL			\$ 14.00	\$ 10.50	\$ 14.00	\$ 10.50			\$ 14.00	\$ 10.50	\$ 14.00	\$ 10.50
Change From Previous Year			0.0%	0.0%	0.0%	0.0%			0.0%	0.0%	0.0%	0.0%
			\$ -	\$ -	\$ -	\$ -			\$ -	\$ -	\$ -	\$ -
The Mike												
Society			2.60	1.50	2.60	1.50			2.60	1.50	2.60	1.50
TOTAL			\$ 2.60	\$ 1.50	\$ 2.60	\$ 1.50			\$ 2.60	\$ 1.50	\$ 2.60	\$ 1.50
Change From Previous Year			0.0%	0.0%	0.0%	0.0%			0.0%	0.0%	0.0%	0.0%
			\$ -	\$ -	\$ -	\$ -			\$ -	\$ -	\$ -	\$ -
Trinity College Meeting												
Trinity College Meeting			13.50	13.50	13.50	13.50			10.00	10.00	10.00	10.00
Accessibility Levy			4.50	4.50	4.50	4.50			6.00	6.00	6.00	6.00
Athletic Associations			3.25	3.25	3.25	3.25			3.25	3.25	3.25	3.25
Literary Institute			3.50	3.50	3.50	3.50			3.50	3.50	3.50	3.50
Dramatic Society			3.50	3.50	3.50	3.50			3.50	3.50	3.50	3.50
Non-Resident Affairs Committee			4.00	4.00	4.00	4.00			4.00	4.00	4.00	4.00
Yearbook			4.38	4.38	4.38	4.38			3.75	3.75	3.75	3.75
Salterrae			3.00	3.00	3.00	3.00			3.00	3.00	3.00	3.00
Trinity Review			2.25	2.25	2.25	2.25			2.25	2.25	2.25	2.25
Sponsored Refugee Scholarship			5.50	5.50	5.50	5.50			5.50	5.50	5.50	5.50
Volunteer Society			1.00	1.00	1.00	1.00			0.75	0.75	0.75	0.75
Heads Tuition Levy			3.50	3.50	3.50	3.50			2.45	2.45	2.45	2.45
TCM Travel Funding			0.00	0.00	0.00	0.00			1.35	1.35	1.35	1.35
Trinity Environment Club			0.50	0.50	0.50	0.50			0.50	0.50	0.50	0.50
Sober Patrol Levy			0.75	0.75	0.75	0.75			0.00	0.00	0.00	0.00
Rainbow Trin			0.50	0.50	0.50	0.50			0.50	0.50	0.50	0.50
Backfield Maintenance			0.75	0.75	0.75	0.75			0.70	0.70	0.70	0.70
Trinity College Mental Health Initiative			0.25	0.25	0.25	0.25			0.00	0.00	0.00	0.00
Capital Fund			5.00	5.00	5.00	5.00			5.00	5.00	5.00	5.00
TOTAL			\$ 59.63	\$ 59.63	\$ 59.63	\$ 59.63			\$ 56.00	\$ 56.00	\$ 56.00	\$ 56.00
Change From Previous Year			+6.5%	+6.5%	+6.5%	+6.5%			+23.1%	+23.1%	+23.1%	+23.1%
			\$ 3.63	\$ 3.63	\$ 3.63	\$ 3.63			\$ 10.50	\$ 10.50	\$ 10.50	\$ 10.50
Victoria University Students' Administrative Council												
VUSAC and Club Funding			28.16	15.73	28.16	15.73			26.12	14.10	26.13	14.10
Victoria College Athletics Society			3.00	1.66	3.00	1.67			3.00	1.66	3.00	1.67
The Strand			2.75	0.60	2.75	0.60			2.75	0.60	2.75	0.60
The Cat's Eye Pub			2.00	1.00	2.00	1.00			2.00	1.00	2.00	1.00
Yearbook			0.87	0.50	0.88	0.50			0.87	0.50	0.88	0.50
Refugee Sponsorship Program			1.75	1.75	1.75	1.75			1.75	1.75	1.75	1.75
Acta Victoriana Literary Journal			1.38	0.75	1.37	0.75			1.38	0.75	1.37	0.75
Victoria College Drama Society			1.50	0.75	1.50	0.75			1.50	0.75	1.50	0.75
Caffiends			0.13	0.13	0.12	0.12			0.13	0.13	0.12	0.12
Vic Pride			0.13	0.05	0.12	0.05			0.13	0.05	0.12	0.05
VUSAC Special Projects Levy			5.00	2.50	5.00	2.50			5.00	2.50	5.00	2.50
TOTAL			\$ 46.67	\$ 25.42	\$ 46.65	\$ 25.42			\$ 44.63	\$ 23.79	\$ 44.62	\$ 23.79
Change From Previous Year			+4.6%	+6.9%	+4.5%	+6.9%			0.0%	0.0%	0.0%	0.0%
			\$ 2.04	\$ 1.63	\$ 2.03	\$ 1.63			\$ -	\$ -	\$ -	\$ -

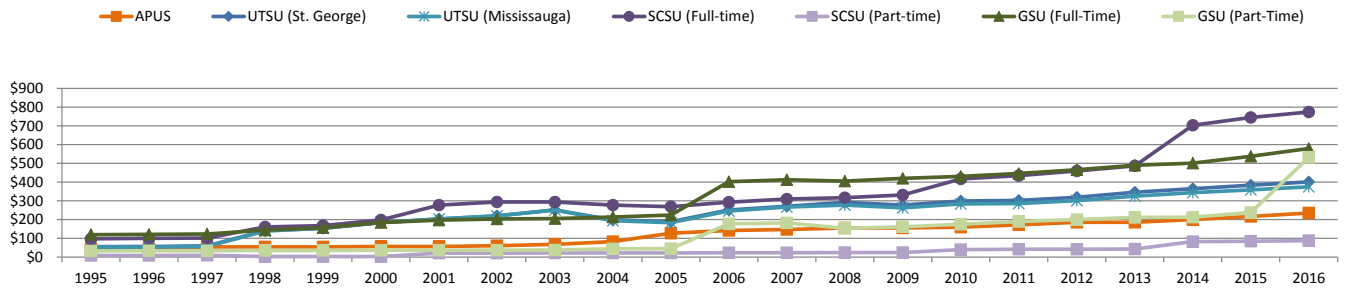
Schedule 4: Federated Colleges Services Fees

Campus Services Fees	Summer 2016		Fall 2016		Winter 2017		Summer 2015		Fall 2015		Winter 2016	
	Full-time	Part-time	Full-time	Part-time	Full-time	Part-time	Full-time	Part-time	Full-time	Part-time	Full-time	Part-time
St. Michael's College												
College Fee	20.00	20.00	97.50	48.75	97.50	48.75	20.00	20.00	97.50	48.75	97.50	48.75
Student Improvement Fee			15.00	15.00	15.00	15.00	-	-	15.00	15.00	15.00	15.00
TOTAL	\$ 20.00	\$ 20.00	\$ 112.50	\$ 63.75	\$ 112.50	\$ 63.75	\$ 20.00	\$ 20.00	\$ 112.50	\$ 63.75	\$ 112.50	\$ 63.75
Change From Previous Year	0.0%	0.0%	0.0%	0.0%	0.0%	0.0%	0.0%	0.0%	0.0%	0.0%	0.0%	0.0%
	\$ -	\$ -	\$ -	\$ -	\$ -	\$ -	\$ -	\$ -	\$ -	\$ -	\$ -	\$ -
Trinity College												
Trinity College Fee			156.50	78.25	156.50	78.25			153.00	76.50	153.00	76.50
TOTAL			\$ 156.50	\$ 78.25	\$ 156.50	\$ 78.25			\$ 153.00	\$ 76.50	\$ 153.00	\$ 76.50
Change From Previous Year			+2.3%	+2.3%	+2.3%	+2.3%			+2.0%	+2.0%	+2.0%	+2.0%
			\$ 3.50	\$ 1.75	\$ 3.50	\$ 1.75			\$ 3.00	\$ 1.50	\$ 3.00	\$ 1.50
Victoria College												
Student Services Fee			92.18	46.09	92.18	46.09			89.23	44.62	89.23	44.62
Student Centre			100.00	50.00	100.00	50.00			100.00	50.00	100.00	50.00
Victoria Commuter Package			14.96	7.48	14.96	7.48			14.48	7.24	14.48	7.24
TOTAL			\$ 207.14	\$ 103.57	\$ 207.14	\$ 103.57			\$ 203.71	\$ 101.86	\$ 203.71	\$ 101.86
Change From Previous Year			+1.7%	+1.7%	+1.7%	+1.7%			+2.5%	+2.5%	+2.5%	+2.5%
			\$ 3.43	\$ 1.71	\$ 3.43	\$ 1.71			\$ 4.96	\$ 2.47	\$ 4.96	\$ 2.48
Victoria College (First Year Students)												
Orientation Fee			65.06	32.53	65.06	32.53			62.98	31.49	62.98	31.49
Student Services Fee			92.18	46.09	92.18	46.09			89.23	44.62	89.23	44.62
Student Centre			100.00	50.00	100.00	50.00			100.00	50.00	100.00	50.00
Victoria Commuter Package			14.96	7.48	14.96	7.48			14.48	7.24	14.48	7.24
TOTAL			\$ 257.24	\$ 128.62	\$ 257.24	\$ 128.62			\$ 252.21	\$ 126.11	\$ 252.21	\$ 126.11
Change From Previous Year			+2.0%	+2.0%	+2.0%	+2.0%			+3.0%	+3.0%	+3.0%	+3.0%
			\$ 5.03	\$ 2.51	\$ 5.03	\$ 2.51			\$ 7.27	\$ 3.63	\$ 7.27	\$ 3.63

Student Society (UTSU, APUS, GSU and SCSU) Fees (Fall + Winter)



Changes in APUS, UTSU, GSU and SCSU Fees



Full-time Divisional Student Society Fees (Fall + Winter)

