



MEMORANDUM

DATE January 15, 2002
TO: **Members of the University Affairs Board**
ITEM IDENTIFICATION: **Compulsory Non-academic Incidental Fees – 2001-02**
SPONSOR: Ian Orchard, Vice-Provost, Students
Phone (416) 978-3870 / Email <ian.orchard@utoronto.ca>

Jurisdictional Information:

- ◆ Compulsory non-academic incidental fees are approved by the University Affairs Board.
- ◆ Members of the Board may find this report helpful in reference to a number of items anticipated to be under consideration at upcoming meetings including “Student Societies – Report on Financial Statements and Internal Auditor's Opinion” (for information); “Compulsory Non-Academic Incidental Fees – Requests for Increases by Student Societies” (for approval); and “Operating Plans for Student Services” (for approval).

Previous Action Taken:

- ◆ The administration presents to the Board annually a tabulation of all compulsory non-academic incidental fees.

Action Sought:

- ◆ This item is presented for the Board's information.

Highlights:

- ◆ The report is a comprehensive inventory of all compulsory non-academic incidental fees (and designated portions thereof) approved by the University Affairs Board and collected by the University. Similar fees collected by the federated universities are included for reference.
- ◆ In Section A, fees are identified in each divisional table as either those whose proceeds fund a University service, or those whose proceeds go to a University-wide student society or those whose proceeds go to a student society or service of the division. Bar charts compare the total fees paid by students by division.
- ◆ A chart showing the changes in total compulsory non-academic fees plus tuition since 1973 is included in Section B report.
- ◆ Section C provides detailed information concerning designated portions of student society fees (e.g. health plan fees included in the SAC, APUS and GSU fees).

Financial Implications:

- ◆ Not applicable.

IO/jd



University of Toronto

*Compulsory
Non-Academic
Incidental Fees
2001-02*



© Copyright 2002, University of Toronto

Office of Student Affairs, University of Toronto
214 College Street, Room 307, Toronto, ON M5T 2Z9

Phone: (416) 978-5536 • Fax: (416) 971-2037

student.affairs@utoronto.ca • www.sa.utoronto.ca

Compulsory Non-Academic Incidental Fees (2001-02)
Section A: Divisional Totals

GENERAL NOTES

Fees for divisional student societies (and other divisional fees) are listed in a white background.

Fees for central and cross-divisional student societies are listed in a light shaded background.

Fees for University operated services are listed in a dark shaded background.

- Components of Student Society Fees (including refundable portions) are listed in Section C.
- SAC, APUS, and GSU fees, as reported in this section, include provincial sales tax charged on health plan portions of the fees.
- "FALL & WINTER FEES" are listed as the total fees payable in the "Fall Session" and the "Winter Session".

FALL & WINTER FEES – ARTS AND SCIENCE PROGRAMS

University of Toronto at Mississauga Erindale College	2001/2002		2000/2001		1999/2000	
	Full-time	Part-time	Full-time	Part-time	Full-time	Part-time
Erindale College Student Union	86.25	-	86.25	-	86.25	-
The Medium	7.25	-	7.25	-	7.25	-
U of T at Mississauga Athletics Council	8.60	2.77	8.60	2.77	62.00	19.95
Erindale Part-time Undergraduate Students	-	17.60	-	17.60	-	32.60
Students' Administrative Council	203.50	-	184.14	-	154.13	-
Association of Part-time Undergraduate Students	-	56.78	-	56.78	-	53.89
The Varsity	1.25	-	1.25	-	1.25	-
Centre for Physical Education	95.00	28.50	83.00	24.90	-	-
Athletics & Recreation	24.00	7.20	23.14	6.94	22.09	6.20
Hart House	3.59	1.11	3.62	1.09	3.62	1.09
Health Service	35.00	10.50	35.00	10.50	35.00	10.50
Student Services	153.50	46.05	148.00	44.40	144.00	43.20
Total	617.94	170.51	580.25	164.98	516.49	168.13
Change From Previous Year	+6.5%	+3.4%	+12.3%	-1.9%	+16.5%	+12.3%

Innis College	2001/2002		2000/2001		1999/2000	
	Full-time	Part-time	Full-time	Part-time	Full-time	Part-time
Innis College Student Society	44.02	44.02	44.02	44.02	39.00	39.00
Innis College Student Services Fee	15.00	4.50	15.00	4.50	15.00	4.50
Students' Administrative Council	203.00	-	183.64	-	153.63	-
Association of Part-time Undergraduate Students	-	56.78	-	56.78	-	53.89
Arts & Science Students' Union	11.00	-	11.00	-	11.00	-
The Varsity	1.25	-	1.25	-	1.25	-
Athletics & Recreation	179.56	53.86	173.16	51.94	172.18	51.65
Hart House	120.24	36.07	119.66	35.90	119.66	35.90
Health Service	34.25	10.28	34.25	10.28	34.25	10.28
Student Services	145.30	43.59	145.30	43.59	145.98	43.79
Total	753.62	249.10	727.28	247.01	691.95	239.01
Change From Previous Year	+3.6%	+0.8%	+5.1%	+3.3%	+4.7%	+2.4%

New College	2001/2002		2000/2001		1999/2000	
	Full-time	Part-time	Full-time	Part-time	Full-time	Part-time
New College Student Council	54.00	24.00	54.00	24.00	54.00	24.00
Students' Administrative Council	203.00	-	183.64	-	153.63	-
Association of Part-time Undergraduate Students	-	56.78	-	56.78	-	53.89
Arts & Science Students' Union	11.00	-	11.00	-	11.00	-
The Varsity	1.25	-	1.25	-	1.25	-
Athletics & Recreation	179.56	53.86	173.16	51.94	172.18	51.65
Hart House	120.24	36.07	119.66	35.90	119.66	35.90
Health Service	34.25	10.28	34.25	10.28	34.25	10.28
Student Services	145.30	43.59	145.30	43.59	145.98	43.79
Total	748.60	224.58	722.26	222.49	691.95	219.51
Change From Previous Year	+3.6%	+0.9%	+4.4%	+1.4%	+2.3%	+0.5%

Components of Student Society Fees (including refundable portions) are listed in Section C

Compulsory Non-Academic Incidental Fees (2001-02)
Section A: Divisional Totals

FALL & WINTER FEES – ARTS AND SCIENCE PROGRAMS (continued)

University of Toronto at Scarborough	2001/2002		2000/2001		1999/2000	
	Full-time	Part-time	Full-time	Part-time	Full-time	Part-time
Scarborough Campus Students' Council	81.50	20.75	21.50	2.75	21.50	2.75
Scarborough Campus Students' Press (The Underground)	5.00	-	5.00	-	5.00	-
Scarborough College Athletic Association	7.00	-	7.00	-	7.00	-
Scarborough Campus Community Radio (CSCR)	4.00	-	4.00	-	4.00	-
Students' Administrative Council	195.50	-	176.14	-	146.13	-
Association of Part-time Undergraduate Students	-	56.78	-	56.78	-	53.89
The Varsity	1.25	-	1.25	-	1.25	-
Scarborough College Athletic Fee	147.68	44.30	144.33	43.30	141.80	42.54
Athletics & Recreation	24.00	7.20	23.14	6.94	22.99	6.90
Hart House	3.59	1.11	3.62	1.09	3.62	1.09
Health Service	47.94	14.38	47.00	14.10	47.00	14.10
Student Services	131.77	39.53	129.18	38.75	124.80	37.44
Total	649.23	184.05	562.16	163.71	525.09	158.71
Change From Previous Year	+15.5%	+12.4%	+7.1%	+3.2%	+4.3%	+2.7%

University College	2001/2002		2000/2001		1999/2000	
	Full-time	Part-time	Full-time	Part-time	Full-time	Part-time
University College Literary & Athletic Society	33.00	14.66	33.00	14.66	33.00	14.66
Students' Administrative Council	203.00	-	183.64	-	153.63	-
Association of Part-time Undergraduate Students	-	56.78	-	56.78	-	53.89
Arts & Science Students' Union	11.00	-	11.00	-	11.00	-
The Varsity	1.25	-	1.25	-	1.25	-
Athletics & Recreation	179.56	53.86	173.16	51.94	172.18	51.65
Hart House	120.24	36.07	119.66	35.90	119.66	35.90
Health Service	34.25	10.28	34.25	10.28	34.25	10.28
Student Services	145.30	43.59	145.30	43.59	145.98	43.79
Total	727.60	215.24	701.26	213.15	670.95	210.17
Change From Previous Year	+3.8%	+1.0%	+4.5%	+1.4%	+2.4%	+0.5%

Woodsworth College	2001/2002		2000/2001		1999/2000	
	Full-time	Part-time	Full-time	Part-time	Full-time	Part-time
Woodsworth College Students' Association	50.00	50.00	50.00	50.00	75.00	75.00
Students' Administrative Council	203.00	-	183.64	-	153.63	-
Association of Part-time Undergraduate Students	-	56.78	-	56.78	-	53.89
Arts & Science Students' Union	11.00	-	11.00	-	11.00	-
The Varsity	1.25	-	1.25	-	1.25	-
Athletics & Recreation	179.56	53.86	173.16	51.94	172.18	51.65
Hart House	120.24	36.07	119.66	35.90	119.66	35.90
Health Service	34.25	10.28	34.25	10.28	34.25	10.28
Student Services	145.30	43.59	145.30	43.59	145.98	43.79
Total	744.60	250.58	718.26	248.49	712.95	270.51
Change From Previous Year	+3.7%	+0.8%	+0.7%	-8.1%	+2.3%	+0.4%

Components of Student Society Fees (including refundable portions) are listed in Section C

**Compulsory Non-Academic Incidental Fees (2001-02)
Section A: Divisional Totals**

FALL & WINTER FEES – ARTS AND SCIENCE PROGRAMS — FEDERATED COLLEGES

St. Michael's College	2001/2002		2000/2001		1999/2000	
	Full-time	Part-time	Full-time	Part-time	Full-time	Part-time
St. Michael's College Student Union	28.00	21.00	28.00	21.00	24.00	12.00
College Fee (Student Centre)	195.00	97.50	195.00	97.50	195.00	97.50
The Mike	5.20	3.00	5.20	3.00	5.20	3.00
Campaign Fee	30.00	30.00	30.00	30.00	30.00	15.00
Students' Administrative Council	203.00	-	183.64	-	153.63	-
Association of Part-time Undergraduate Students	-	56.78	-	56.78	-	53.89
Arts & Science Students' Union	11.00	-	11.00	-	11.00	-
The Varsity	1.25	-	1.25	-	1.25	-
Athletics & Recreation	179.56	53.86	173.16	51.94	172.18	51.65
Hart House	120.24	36.07	119.66	35.90	119.66	35.90
Health Service	34.25	10.28	34.25	10.28	34.25	10.28
Student Services	145.30	43.59	145.30	43.59	145.98	43.79
Total	952.80	352.08	926.46	349.99	892.15	323.01
Change From Previous Year	+2.8%	+0.6%	+3.8%	+8.4%	+3.0%	+1.9%

Divisional fees are approved by St. Michael's College (not the University Affairs Board).

Trinity College	2001/2002		2000/2001		1999/2000	
	Full-time	Part-time	Full-time	Part-time	Full-time	Part-time
Trinity College Meetings	77.60	77.60	77.60	77.60	77.60	77.60
College Fee	225.00	112.50	225.00	112.50	225.00	112.50
Students' Administrative Council	203.00	-	183.64	-	153.63	-
Association of Part-time Undergraduate Students	-	56.78	-	56.78	-	53.89
Arts & Science Students' Union	11.00	-	11.00	-	11.00	-
The Varsity	1.25	-	1.25	-	1.25	-
Athletics & Recreation	179.56	53.86	173.16	51.94	172.18	51.65
Hart House	120.24	36.07	119.66	35.90	119.66	35.90
Health Service	34.25	10.28	34.25	10.28	34.25	10.28
Student Services	145.30	43.59	145.30	43.59	145.98	43.79
Total	997.20	390.68	970.86	388.59	940.55	385.61
Change From Previous Year	+2.7%	+0.5%	+3.2%	+0.8%	+1.7%	+0.3%

Divisional fees are approved by Trinity College (not the University Affairs Board). The College Fee includes \$75.00 for the Spirit of Leadership Capital Campaign.

Victoria College	2001/2002		2000/2001		1999/2000	
	Full-time	Part-time	Full-time	Part-time	Full-time	Part-time
Victoria University Students' Administrative Council	52.25	32.35	49.50	30.50	37.50	18.35
Wymilwood Student Union	55.00	19.00	55.00	19.00	55.00	19.00
Students' Administrative Council	203.00	-	183.64	-	153.63	-
Association of Part-time Undergraduate Students	-	56.78	-	56.78	-	53.89
Arts & Science Students' Union	11.00	-	11.00	-	11.00	-
The Varsity	1.25	-	1.25	-	1.25	-
Athletics & Recreation	179.56	53.86	173.16	51.94	172.18	51.65
Hart House	120.24	36.07	119.66	35.90	119.66	35.90
Health Service	34.25	10.28	34.25	10.28	34.25	10.28
Student Services	145.30	43.59	145.30	43.59	145.98	43.79
Total	801.85	251.93	772.76	247.99	730.45	232.86
Change From Previous Year	+3.8%	+1.6%	+5.8%	+6.5%	+2.7%	+1.8%

Divisional fees are approved by Victoria University (not the University Affairs Board)

Components of Student Society Fees (including refundable portions) are listed in Section C

Compulsory Non-Academic Incidental Fees (2001-02)
Section A: Divisional Totals

FALL & WINTER FEES – UNDERGRADUATE PROFESSIONAL PROGRAMS

Applied Science & Engineering	2001/2002		2000/2001		1999/2000	
	Full-time	Part-time	Full-time	Part-time	Full-time	Part-time
Engineering Society	201.96	-	201.96	-	196.15	-
Students' Administrative Council	203.00	-	183.64	-	153.63	-
Association of Part-time Undergraduate Students	-	56.78	-	56.78	-	53.89
The Varsity	1.25	-	1.25	-	1.25	-
Athletics & Recreation	179.56	53.86	173.16	51.94	172.18	51.65
Hart House	120.24	36.07	119.66	35.90	119.66	35.90
Health Service	34.25	10.28	34.25	10.28	34.25	10.28
Student Services	145.30	43.59	145.30	43.59	145.98	43.79
Total	885.56	200.58	859.22	198.49	823.10	195.51
Change From Previous Year	+3.1%	+1.1%	+4.4%	+1.5%	+2.0%	+0.5%

Also see Woodsworth College for part-time student fees.

Architecture	2001/2002		2000/2001		1999/2000	
	Full-time	Part-time	Full-time	Part-time	Full-time	Part-time
Architecture Students' Union	30.00	-	30.00	-	130.00	-
Students' Administrative Council	203.00	-	183.64	-	153.63	-
Association of Part-time Undergraduate Students	-	56.78	-	56.78	-	53.89
The Varsity	1.25	-	1.25	-	1.25	-
Athletics & Recreation	179.56	53.86	173.16	51.94	172.18	51.65
Hart House	120.24	36.07	119.66	35.90	119.66	35.90
Health Service	34.25	10.28	34.25	10.28	34.25	10.28
Student Services	145.30	43.59	145.30	43.59	145.98	43.79
Total	713.60	200.58	687.26	198.49	756.95	195.51
Change From Previous Year	+3.8%	+1.1%	-9.2%	+1.5%	+2.1%	+0.5%

Dentistry D.D.S and B.Sc.	2001/2002		2000/2001		1999/2000	
	Full-time	Part-time	Full-time	Part-time	Full-time	Part-time
Dental Students' Society	30.00	-	30.00	-	30.00	-
Students' Administrative Council	203.00	-	183.64	-	153.63	-
The Varsity	1.25	-	1.25	-	1.25	-
Athletics & Recreation	179.56	53.86	173.16	51.94	172.18	51.65
Hart House	120.24	36.07	119.66	35.90	119.66	35.90
Health Service	34.25	10.28	34.25	10.28	34.25	10.28
Student Services	145.30	43.59	145.30	43.59	145.98	43.79
Total	713.60	-	687.26	-	656.95	-
Change From Previous Year	+3.8%		+4.6%		+2.5%	

Health Administration / Public Health Sciences	2001/2002		2000/2001		1999/2000	
	Full-time	Part-time	Full-time	Part-time	Full-time	Part-time
Students' Administrative Council	203.00	-	183.64	-	153.63	-
Association of Part-time Undergraduate Students	-	56.78	-	56.78	-	53.89
The Varsity	1.25	-	1.25	-	1.25	-
Athletics & Recreation	179.56	53.86	173.16	51.94	172.18	51.65
Hart House	120.24	36.07	119.66	35.90	119.66	35.90
Health Service	34.25	10.28	34.25	10.28	34.25	10.28
Student Services	145.30	43.59	145.30	43.59	145.98	43.79
Total	683.60	200.58	657.26	198.49	626.95	195.51
Change From Previous Year	+4.0%	+1.1%	+4.8%	+1.5%	+2.6%	+0.5%

Components of Student Society Fees (including refundable portions) are listed in Section C

Compulsory Non-Academic Incidental Fees (2001-02)
Section A: Divisional Totals

FALL & WINTER FEES – UNDERGRADUATE PROFESSIONAL PROGRAMS (continued)

Law	2001/2002		2000/2001		1999/2000	
	Full-time	Half-time	Full-time	Half-time	Full-time	Half-time
Students' Law Society	70.00	50.00	120.00	75.00	120.00	75.00
Students' Administrative Council	203.00	101.50	183.64	91.82	153.63	76.82
The Varsity	1.25	0.63	1.25	0.63	1.25	0.63
Athletics & Recreation	179.56	89.77	173.16	86.57	172.18	86.08
Hart House	120.24	60.12	119.66	59.83	119.66	59.83
Health Service	34.25	17.13	34.25	17.13	34.25	17.13
Student Services	145.30	72.65	145.30	72.65	145.98	72.99
Total	753.60	391.80	777.26	403.63	746.95	388.48
Change From Previous Year	-3.0%	-2.9%	+4.1%	+3.9%	+2.2%	+2.1%

Medicine M.D.	2001/2002		2000/2001		1999/2000	
	Full-time	Part-time	Full-time	Part-time	Full-time	Part-time
Medical Society	58.54	-	58.54	-	58.54	-
Students' Administrative Council	203.00	-	183.64	-	153.63	-
The Varsity	1.25	-	1.25	-	1.25	-
Athletics & Recreation	179.56	-	173.16	-	172.18	-
Hart House	120.24	-	119.66	-	119.66	-
Health Service	34.25	-	34.25	-	34.25	-
Student Services	145.30	-	145.30	-	145.98	-
Total	742.14	-	715.80	-	685.49	-
Change From Previous Year	+3.7%	-	+4.4%	-	+2.4%	-

Medicine Radiation Science	2001/2002		2000/2001		1999/2000	
	Full-time	Part-time	Full-time	Part-time	Full-time	Part-time
Students' Administrative Council	203.00	-	183.64	-	153.63	-
The Varsity	1.25	-	1.25	-	1.25	-
Athletics & Recreation	179.56	-	173.16	-	172.18	-
Hart House	120.24	-	119.66	-	119.66	-
Health Service	34.25	-	34.25	-	34.25	-
Student Services	145.30	-	145.30	-	145.98	-
Total	683.60	-	657.26	-	626.95	-
Change From Previous Year	+4.0%	-	+4.8%	-	+2.6%	-

Music	2001/2002		2000/2001		1999/2000	
	Full-time	Part-time	Full-time	Part-time	Full-time	Part-time
Music Undergraduate Association	15.00	-	15.00	-	15.00	-
Students' Administrative Council	203.00	-	183.64	-	153.63	-
Association of Part-time Undergraduate Students	-	56.78	-	56.78	-	53.89
The Varsity	1.25	-	1.25	-	1.25	-
Athletics & Recreation	179.56	53.86	173.16	51.94	172.18	51.63
Hart House	120.24	36.07	119.66	35.90	119.66	35.90
Health Service	34.25	10.28	34.25	10.28	34.25	10.28
Student Services	145.30	43.59	145.30	43.59	145.98	43.79
Total	698.60	200.58	672.26	198.49	641.95	195.51
Change From Previous Year	+3.9%	+1.1%	+4.7%	+1.5%	+0.1%	+0.5%

Components of Student Society Fees (including refundable portions) are listed in Section C.

Compulsory Non-Academic Incidental Fees (2001-02)
Section A: Divisional Totals

FALL & WINTER FEES – UNDERGRADUATE PROFESSIONAL PROGRAMS (continued)

Nursing	2001/2002		2000/2001		1999/2000	
	Full-time	Part-time	Full-time	Part-time	Full-time	Part-time
Nursing Students' Council	39.00	2.00	38.00	2.00	38.00	2.00
Students' Administrative Council	203.00	-	183.64	-	153.63	-
Association of Part-time Undergraduate Students	-	56.78	-	56.78	-	53.89
The Varsity	1.25	-	1.25	-	1.25	-
Athletics & Recreation	179.56	53.86	173.16	51.94	172.18	51.65
Hart House	120.24	36.07	119.66	35.90	119.66	35.90
Health Service	34.25	10.28	34.25	10.28	34.25	10.28
Student Services	145.30	43.59	145.30	43.59	145.98	43.79
Total	722.60	202.58	695.26	200.49	664.95	197.51
Change From Previous Year	+3.9%	+1.0%	+4.6%	+1.5%	+2.4%	+0.5%

Also see Woodsworth College for part-time student fees.

Occupational Therapy	2001/2002		2000/2001		1999/2000	
	Full-time	Part-time	Full-time	Part-time	Full-time	Part-time
Physical & Occupational Therapy Undergraduate Association	30.00	-	25.00	-	25.00	-
Students' Administrative Council	203.00	-	183.64	-	153.63	-
The Varsity	1.25	-	1.25	-	1.25	-
Athletics & Recreation	179.56	-	173.16	-	172.18	-
Hart House	120.24	-	119.66	-	119.66	-
Health Service	34.25	-	34.25	-	34.25	-
Student Services	145.30	-	145.30	-	145.98	-
Total	713.60	-	682.26	-	651.95	-
Change From Previous Year	+4.6%		+4.6%		+2.5%	

Also see Woodsworth College for part-time student fees.

OISE/UT B.Ed. and Diploma in Technological Studies	2001/2002		2000/2001		1999/2000	
	Full-time	Part-time	Full-time	Part-time	Full-time	Part-time
Student Teachers' Union	50.00	-	50.00	-	50.00	-
Students' Administrative Council	203.00	-	183.64	-	153.63	-
The Varsity	1.25	-	1.25	-	1.25	-
Athletics & Recreation	179.56	-	173.16	-	172.18	-
Hart House	120.24	-	119.66	-	119.66	-
Health Service	34.25	-	34.25	-	34.25	-
Student Services	145.30	-	145.30	-	145.98	-
Total	733.60	-	707.26	-	676.95	-
Change From Previous Year	+3.7%		+4.5%		+2.4%	

Additional Qualification Program students (initial course load of 2.5 or less) do not pay compulsory non-academic incidental fees.

Pharmacy	2001/2002		2000/2001		1999/2000	
	Full-time	Part-time	Full-time	Part-time	Full-time	Part-time
Undergraduate Pharmaceutical Society	57.50	-	42.50	-	42.50	-
Students' Administrative Council	203.00	-	183.64	-	153.63	-
Association of Part-time Undergraduate Students	-	56.78	-	56.78	-	53.89
The Varsity	1.25	-	1.25	-	1.25	-
Athletics & Recreation	179.56	53.86	173.16	51.94	172.18	51.65
Hart House	120.24	36.07	119.66	35.90	119.66	35.90
Health Service	34.25	10.28	34.25	10.28	34.25	10.28
Student Services	145.30	43.59	145.30	43.59	145.98	43.79
Total	741.10	200.58	699.76	198.49	669.45	195.51
Change From Previous Year	+5.9%	+1.1%	+4.5%	+1.5%	+2.4%	+0.5%

Components of Student Society Fees (including refundable portions) are listed in Section C

Compulsory Non-Academic Incidental Fees (2001-02)
Section A: Divisional Totals

FALL & WINTER FEES – UNDERGRADUATE PROFESSIONAL PROGRAMS (continued)

Physical Education & Health	2001/2002		2000/2001		1999/2000	
	Full-time	Part-time	Full-time	Part-time	Full-time	Part-time
Physical & Health Education Undergraduate Association	20.00	-	20.00	-	20.00	-
Students' Administrative Council	203.00	-	183.64	-	153.63	-
Association of Part-time Undergraduate Students	-	56.78	-	56.78	-	53.89
The Varsity	1.25	-	1.25	-	1.25	-
Athletics & Recreation	179.56	53.86	173.16	51.94	172.18	51.65
Hart House	120.24	36.07	119.66	35.90	119.66	35.90
Health Service	34.25	10.28	34.25	10.28	34.25	10.28
Student Services	145.30	43.59	145.30	43.59	145.98	43.79
Total	703.60	200.58	677.26	198.49	646.95	195.51
Change From Previous Year	+3.9%	+1.1%	+4.7%	+1.5%	+2.5%	+0.5%

Physical Therapy	2001/2002		2000/2001		1999/2000	
	Full-time	Part-time	Full-time	Part-time	Full-time	Part-time
Physical & Occupational Therapy Undergraduate Association	30.00	-	25.00	-	25.00	-
Students' Administrative Council	203.00	-	183.64	-	153.63	-
The Varsity	1.25	-	1.25	-	1.25	-
Athletics & Recreation	179.56	-	173.16	-	172.18	-
Hart House	120.24	-	119.66	-	119.66	-
Health Service	34.25	-	34.25	-	34.25	-
Student Services	145.30	-	145.30	-	145.98	-
Total	713.60	-	682.26	-	651.95	-
Change From Previous Year	+4.6%		+4.6%		+2.5%	

Also see Woodsworth College for part-time student fees.

Components of Student Society Fees (including refundable portions) are listed in Section C

**Compulsory Non-Academic Incidental Fees (2001-02)
Section A: Divisional Totals**

FALL & WINTER FEES – OTHER PROGRAMS

Transitional Year Program	2001/2002		2000/2001		1999/2000	
	Full-time	Part-time	Full-time	Part-time	Full-time	Part-time
Student Association of the Transitional Year Program	30.00	-	30.00	-	30.00	-
Students' Administrative Council	203.00	-	183.64	-	153.63	-
Association of Part-time Undergraduate Students	-	-	-	-	-	-
The Varsity	1.25	-	1.25	-	1.25	-
Athletics & Recreation	179.56	-	173.16	-	172.18	-
Hart House	120.24	-	119.66	-	119.66	-
Health Service	34.25	-	34.25	-	34.25	-
Student Services	145.30	-	145.30	-	145.98	-
Total	713.60	-	687.26	-	656.95	-
Change From Previous Year	+3.8%		+4.6%		+2.5%	

Woodsworth Certificate, Diploma and Other Programs	2001/2002		2000/2001		1999/2000	
	Full-time	Part-time	Full-time	Part-time	Full-time	Part-time
Woodsworth College Students' Association	50.00	50.00	50.00	50.00	75.00	75.00
Students' Administrative Council	203.00	-	183.64	-	153.63	-
Association of Part-time Undergraduate Students	-	56.78	-	56.78	-	53.89
Arts & Science Students' Union	11.00	-	11.00	-	11.00	-
The Varsity	1.25	-	1.25	-	1.25	-
Athletics & Recreation	179.56	53.86	173.16	51.94	172.18	51.83
Hart House	120.24	36.07	119.66	35.90	119.66	35.90
Health Service	34.25	10.28	34.25	10.28	34.25	10.28
Student Services	145.30	43.59	145.30	43.59	145.98	43.79
Total	744.60	250.58	718.26	248.49	712.95	270.51
Change From Previous Year	+3.7%	+0.8%	+0.7%	-8.1%	+2.3%	+0.4%

Part-time fees apply to all certificate and diploma programs on the St. George Campus, part-time Engineering, Nursing, Physical Therapy, and Occupational Therapy courses taken through Woodsworth College. For Woodsworth certificate courses on the Brindale and Scarborough Campuses, see the part-time fees for Mississauga and Scarborough Arts & Science students.

Components of Student Society Fees (including refundable portions) are listed in Section C

Compulsory Non-Academic Incidental Fees (2001-02)
Section A: Divisional Totals

FALL & WINTER FEES – GRADUATE STUDIES

Graduate Studies St. George	2001/2002		2000/2001		1999/2000	
	Full-time	Part-time	Full-time	Part-time	Full-time	Part-time
Graduate Students' Union	197.40	36.47	185.02	36.28	156.50	35.38
Athletics & Recreation	179.56	53.86	173.16	51.94	172.18	51.65
Hart House	120.24	36.07	119.66	35.90	119.66	35.90
Health Service	34.25	10.28	34.25	10.28	34.25	10.28
Student Services	145.30	43.59	145.30	43.59	145.98	43.79
Total	676.75	180.27	657.39	177.99	628.57	177.00
Change From Previous Year	+2.9%	+1.3%	+4.6%	+0.6%	+2.6%	+0.7%

Full-time, one term students pay 50% of the full-time fees. Part-time, one term students pay 50% of the part-time fees.

Graduate Studies Mississauga	2001/2002		2000/2001		1999/2000	
	Full-time	Part-time	Full-time	Part-time	Full-time	Part-time
Erindale College Athletics and Recreation Association	8.60	2.77	8.60	2.77	62.00	19.95
Graduate Students' Union	197.40	36.47	185.02	36.28	156.50	35.38
Centre for Physical Education	95.00	28.50	83.00	24.90		
Athletics & Recreation	24.00	7.20	23.14	6.94	22.99	6.90
Hart House	3.59	1.11	3.62	1.09	3.62	1.09
Health Service	35.00	10.50	35.00	10.50	35.00	10.50
Student Services	153.50	46.05	148.00	44.40	144.00	43.20
Total	517.09	132.60	486.38	126.88	424.11	117.02
Change From Previous Year	+6.3%	+4.5%	+14.7%	+8.4%	+4.5%	+2.8%

Full-time, one term students pay 50% of the full-time fees. Part-time, one term students pay 50% of the part-time fees.

Graduate Studies Scarborough	2001/2002		2000/2001		1999/2000	
	Full-time	Part-time	Full-time	Part-time	Full-time	Part-time
Scarborough College Athletic Association	7.00	-	7.00	-	7.00	-
Graduate Students' Union	197.40	36.47	185.02	36.28	156.50	35.38
Scarborough College Athletic Fee	147.68	44.30	144.33	43.30	141.80	42.54
Athletics & Recreation	24.00	7.20	23.14	6.94	22.99	6.90
Hart House	3.59	1.11	3.62	1.09	3.62	1.09
Health Service	47.94	14.38	47.00	14.10	47.00	14.10
Student Services	131.27	39.52	129.18	38.75	124.80	37.44
Total	559.38	142.99	539.29	140.46	503.71	137.45
Change From Previous Year	+3.7%	+1.8%	+7.1%	+2.2%	+4.7%	+3.3%

Full-time, one term students pay 50% of the full-time fees. Part-time, one term students pay 50% of the part-time fees.

Graduate Studies Information Studies	2001/2002		2000/2001		1999/2000	
	Full-time	Part-time	Full-time	Part-time	Full-time	Part-time
Information Studies Student Council	100.00	50.00	100.00	50.00	100.00	50.00
Graduate Students' Union	197.40	36.47	185.02	36.28	156.50	35.38
Athletics & Recreation	179.56	53.86	173.16	51.94	172.18	51.65
Hart House	120.24	36.07	119.66	35.90	119.66	35.90
Health Service	34.25	10.28	34.25	10.28	34.25	10.28
Student Services	145.30	43.59	145.30	43.59	145.98	43.79
Total	776.75	230.27	757.39	227.99	728.57	227.00
Change From Previous Year	+2.6%	+1.0%	+4.0%	+0.4%	+2.2%	+0.6%

Components of Student Society Fees (including refundable portions) are listed in Section C

Compulsory Non-Academic Incidental Fees (2001-02)
Section A: Divisional Totals

FALL & WINTER FEES – GRADUATE STUDIES (continued)

Graduate Studies MBA (Degree Students)	2001/2002		2000/2001		1999/2000	
	Full-time	Part-time	Full-time	Part-time	Full-time	Part-time
Graduate Business Council	40.00	20.00	40.00	20.00	40.00	20.00
Graduate Students' Union	197.40	36.47	185.02	36.28	156.50	35.38
Athletics & Recreation	179.56	53.86	173.16	51.94	172.18	51.65
Hart House	120.24	36.07	119.66	35.90	119.66	35.90
Health Service	34.25	10.28	34.25	10.28	34.25	10.28
Student Services	145.30	43.59	145.30	43.59	145.98	43.79
Total	716.75	200.27	697.39	197.99	668.57	197.00
Change From Previous Year	+2.8%	+1.2%	+4.3%	+0.5%	+2.4%	+0.7%

Graduate Studies MBA (Special Students)	2001/2002		2000/2001		1999/2000	
	Full-time	Part-time	Full-time	Part-time	Full-time	Part-time
Graduate Students' Union	-	36.47	-	36.28	-	35.38
Athletics & Recreation	-	53.86	-	51.94	-	51.65
Hart House	-	36.07	-	35.90	-	35.90
Health Service	-	10.28	-	10.28	-	10.28
Student Services	-	43.59	-	43.59	-	43.79
Total	-	180.27	-	177.99	-	177.00
Change From Previous Year		+1.3%		+0.6%		+0.7%

Components of Student Society Fees (including refundable portions) are listed in Section C

**Compulsory Non-Academic Incidental Fees (2001-02)
Section A: Divisional Totals**

SUMMER FEES

St. George Campus Undergraduate Students	2002		2001		2000	
	Full-time	Part-time	Full-time	Part-time	Full-time	Part-time
Association of Part-time Undergraduate Students	-	11.00	-	11.00	-	11.00
Athletics & Recreation	-	53.86	-	51.94	-	51.65
Hart House	-	36.07	-	35.90	-	35.90
Health Service	-	10.28	-	10.28	-	10.28
Student Services	-	43.59	-	43.59	-	43.79
Total	-	154.80	-	152.71	-	152.62
Change From Previous Year		+1.4%		+0.1%		+0.7%

Woodsworth College students also pay for the Woodsworth College Students' Association.

St. George Campus School of Graduate Studies	2002		2001		2000	
	Full-time	Part-time	Full-time	Part-time	Full-time	Part-time
Graduate Students' Union	-	36.28	-	36.28	-	35.38
Athletics & Recreation	-	53.86	-	51.94	-	51.65
Hart House	-	36.07	-	35.90	-	35.90
Health Service	-	10.28	-	10.28	-	10.28
Student Services	-	43.59	-	43.59	-	43.79
Total	-	180.08	-	177.99	-	177.00
Change From Previous Year		+1.2%		+0.6%		+0.7%

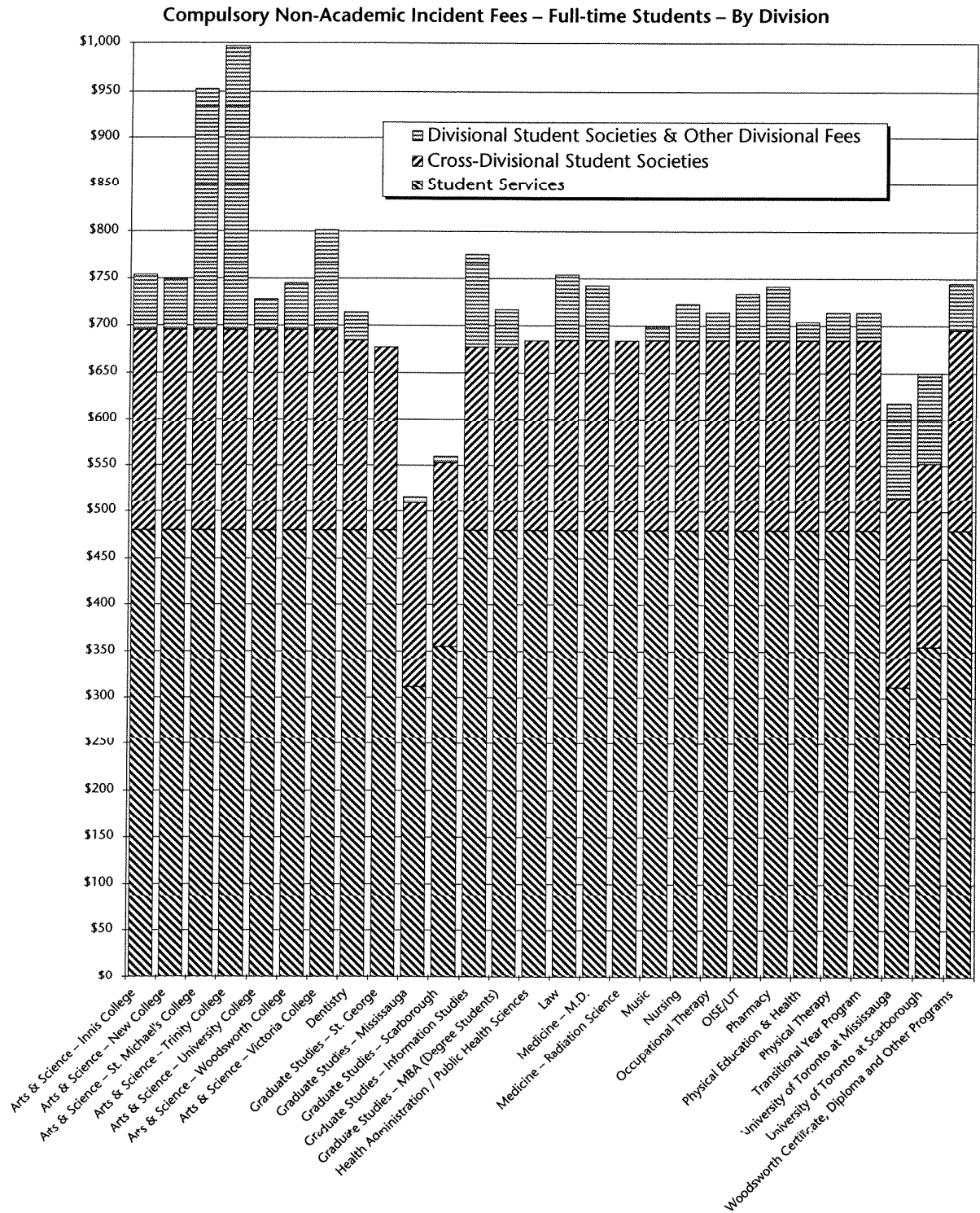
St. George Campus OISE/IIT Graduate Studies	2002		2001		2000	
	Full-time	Part-time	Full-time	Part-time	Full-time	Part-time
Graduate Students' Union	-	18.14	-	18.14	-	17.69
Athletics & Recreation	-	26.93	-	25.97	-	25.83
Hart House	-	18.04	-	17.95	-	17.95
Health Service	-	5.14	-	5.14	-	5.14
Student Services	-	21.80	-	21.80	-	21.90
Total	-	90.05	-	89.00	-	88.51
Change From Previous Year		+1.2%		+0.6%		+0.7%

University of Toronto at Mississauga Undergraduate Students	2002		2001		2000	
	Full-time	Part-time	Full-time	Part-time	Full-time	Part-time
Part-time Students @ UTM	-	17.60	-	17.60	-	17.60
Erindale College Athletics and Recreation Association	-	2.77	-	2.77	-	19.95
Association of Part-time Undergraduate Students	-	11.00	-	11.00	-	11.00
Centre for Physical Education	-	28.50	-	24.90	-	
Athletics & Recreation	-	7.20	-	6.94	-	6.90
Hart House	-	1.11	-	1.09	-	1.09
Health Service	-	10.50	-	10.50	-	10.30
Student Services	-	46.05	-	44.40	-	43.20
Total	-	124.73	-	119.20	-	110.24
Change From Previous Year		+4.6%		+8.1%		+20.1%

University of Toronto at Scarborough Undergraduate Students	2002		2001		2000	
	Full-time	Part-time	Full-time	Part-time	Full-time	Part-time
Scarborough Campus Student Council	-	20.75	-	2.75	-	2.75
Association of Part-time Undergraduate Students	-	11.00	-	11.00	-	11.00
Athletics & Physical Education	-	44.30	-	43.30	-	42.54
Athletics & Recreation	-	7.20	-	6.94	-	6.90
Hart House	-	1.11	-	1.09	-	1.09
Health Service	-	14.38	-	14.10	-	14.10
Student Services	-	39.53	-	38.75	-	37.44
Total	-	138.27	-	117.93	-	115.82
Change From Previous Year		+17.2%		+1.8%		+17.9%

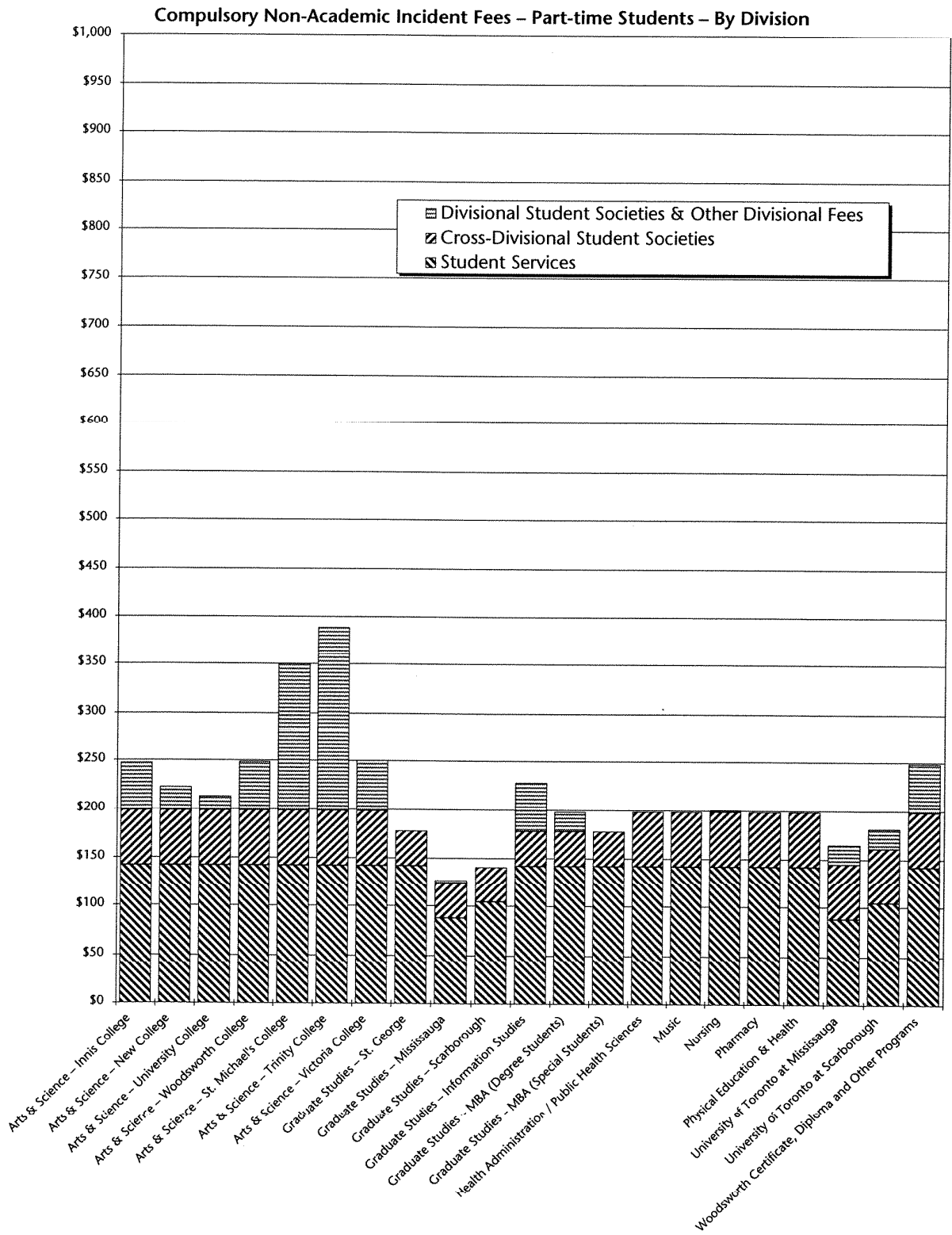
Components of Student Society Fees (including refundable portions) are listed in Section C

**Compulsory Non-Academic Incidental Fees (2001-02)
Section A: Divisional Totals**



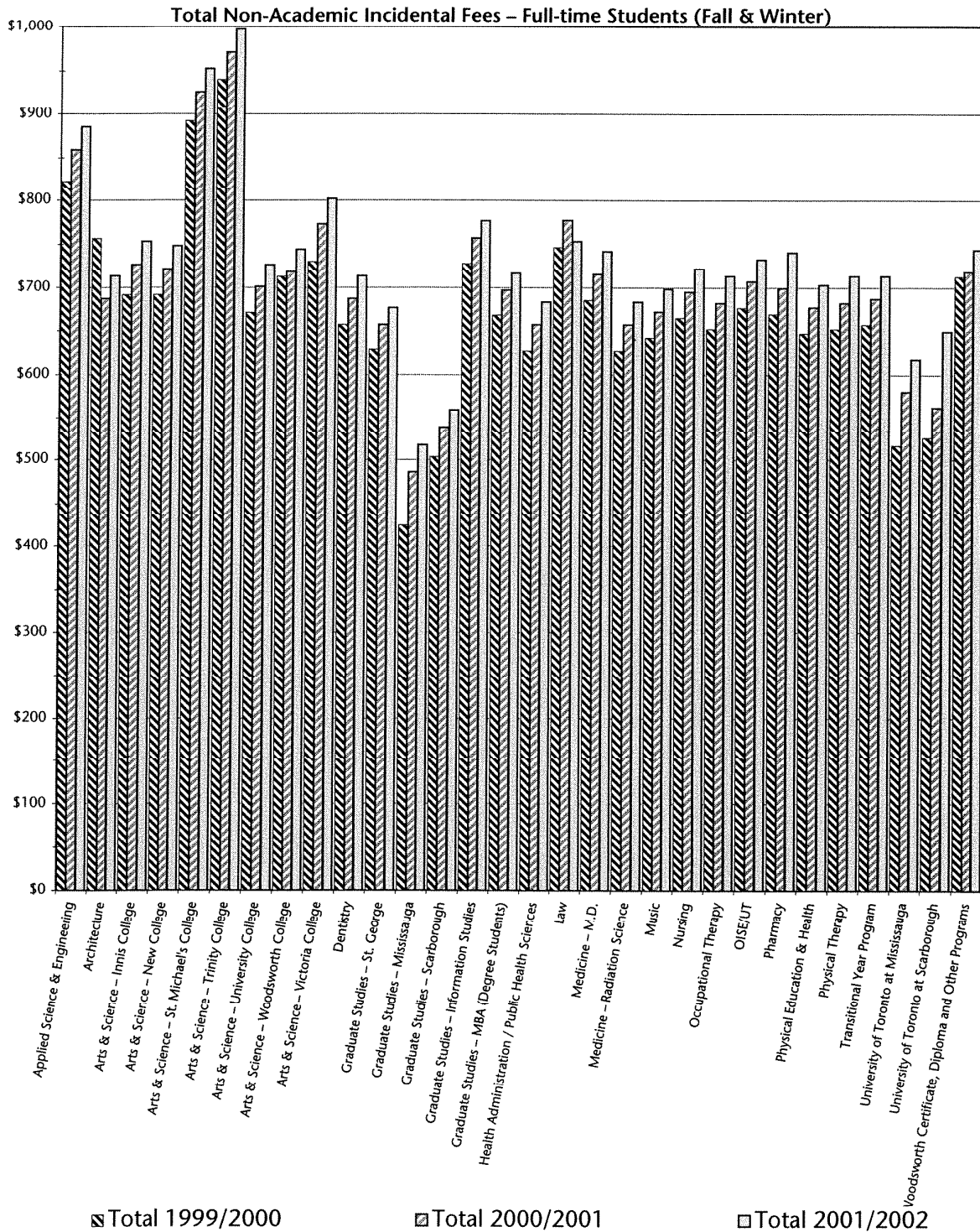
Components of Student Society Fees (including refundable portions) are listed in Section C

**Compulsory Non-Academic Incident Fees (2001-02)
Section A: Divisional Totals**



Components of Student Society Fees (including refundable portions) are listed in Section C

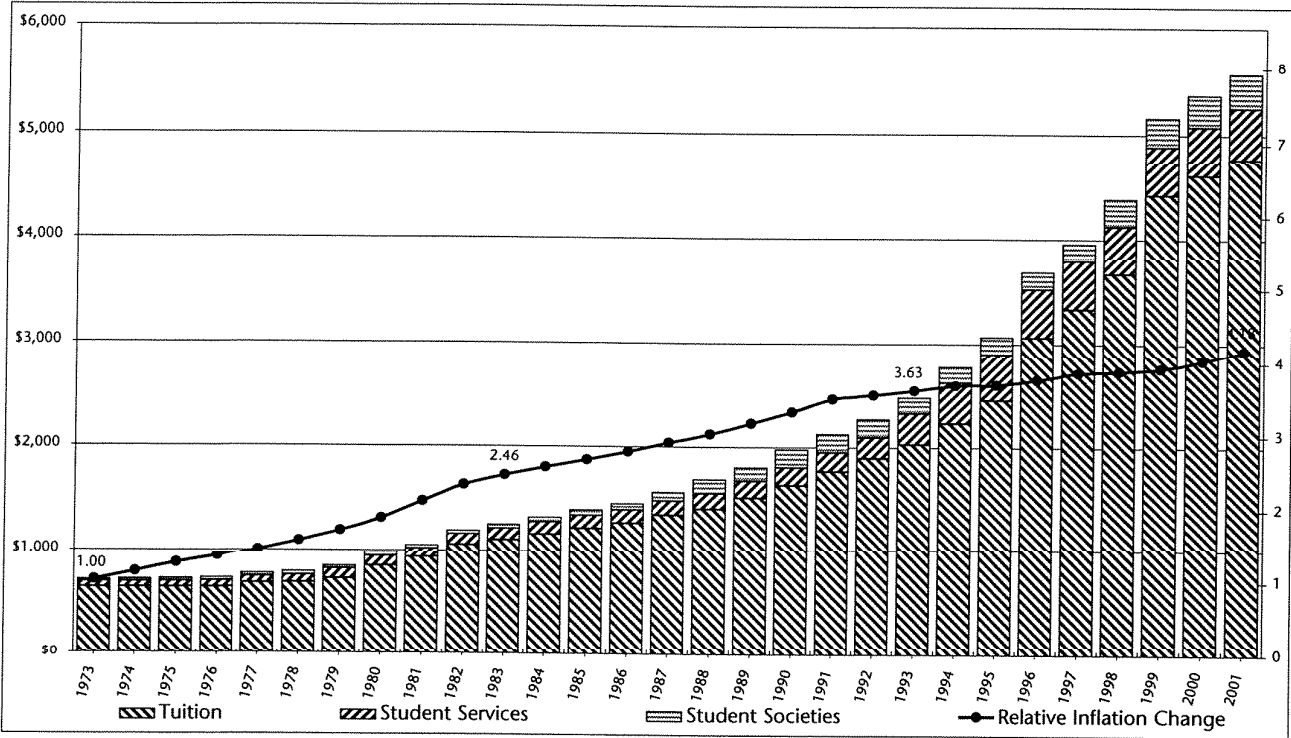
Compulsory Non-Academic Incidental Fees (2001-02)
Section A: Divisional Totals



Components of Student Society Fees (including refundable portions) are listed in Section C

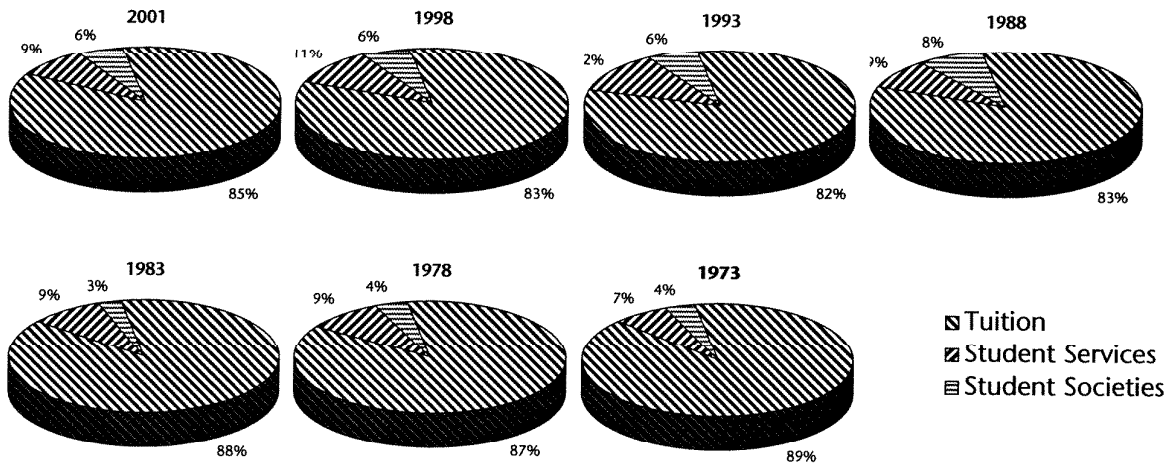
**Compulsory Non-Academic Incidental Fees (2001-02)
Section B – Year by Year Comparisons**

Typical Fall/Winter Full-time Student Fees Since 1973

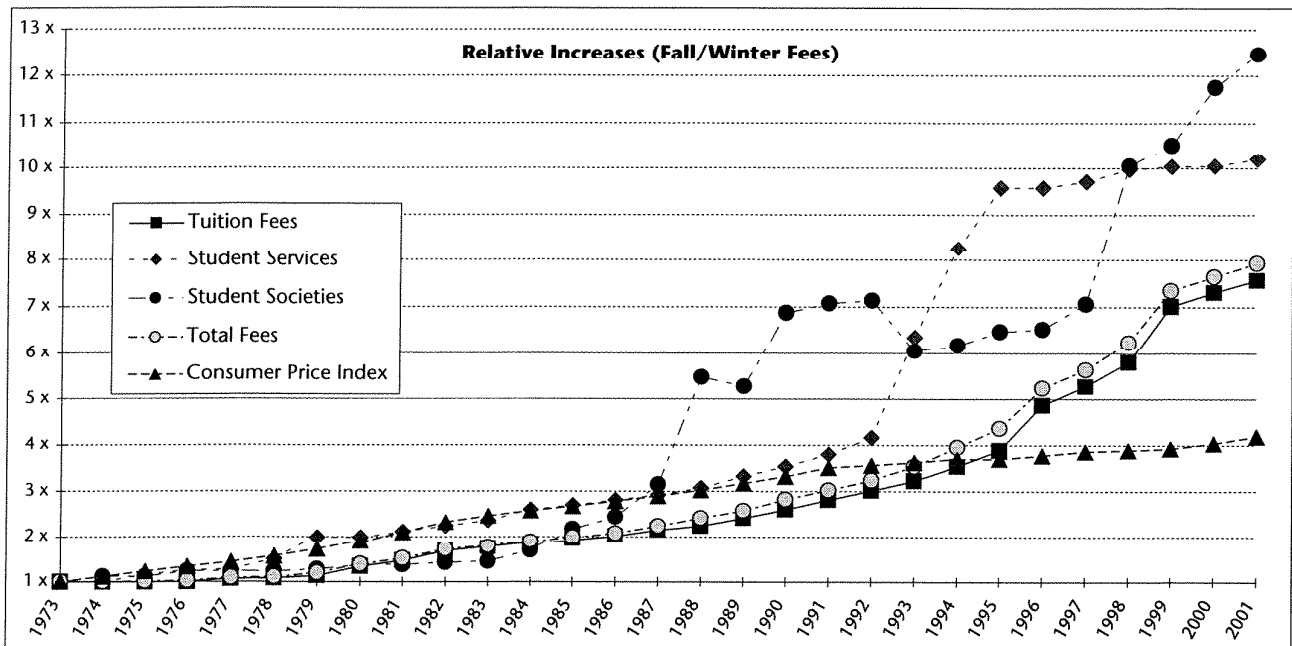


NOTES:

- 1) Tuition is a typical academic fee paid by full-time undergraduate students. See Note 7 on page 16.
- 2) The Student Societies Fee is reported as an average of the fees paid for divisional societies by full-time University College and Engineering students plus the SAC fee.
- 3) Student Services is the sum of the fees for Hart House, Athletics & Recreation, Health Service and the Student Services Fee (all on the St. George Campus).
- 4) CPI is the Consumer Price Index reported as the annual increase each December.



Compulsory Non-Academic Incidental Fees (2001-02) Section B – Year by Year Comparisons



Data Used for Charts on Pages 15-16

YEAR	RELATIVE CHANGES					TOTAL FALL/WINTER FEES				STUDENT SERVICE FEES				STUDENT SOCIETY FEES			CONSUMER PRICE INDEX (Annual Average)
	Tuition Fees	Student Services	Student Societies	Inflation	Total Fees	Tuition Fees	Student Services (Total)	Student Societies (Ave + SAC)	Total Fees	Athletics & Recreation	Hart House	Health Service	Student Services Fee	U.C. Lit. + ASSU	Eng. Society	SAC St. George + Varsity	
1973	1.00	1.00	1.00	1.00	1.00	\$630	\$47.00	\$25.25	\$702.25	\$15.00	\$20.00	\$12.00		\$10.00	\$12.50	\$14.00	7.8%
1974	1.00	1.00	1.11	1.11	1.00	\$630	\$47.00	\$28.00	\$705.00	\$15.00	\$20.00	\$12.00		\$10.00	\$15.00	\$15.50	10.8%
1975	1.00	1.15	1.11	1.23	1.01	\$630	\$54.00	\$28.00	\$712.00	\$20.00	\$22.00	\$12.00		\$10.00	\$15.00	\$15.50	10.8%
1976	1.00	1.26	1.23	1.32	1.03	\$630	\$59.00	\$31.00	\$720.00	\$25.00	\$22.00	\$12.00		\$16.00	\$17.00	\$14.50	7.5%
1977	1.06	1.27	1.23	1.43	1.08	\$670	\$59.50	\$31.00	\$760.50	\$25.00	\$22.00	\$12.50		\$16.00	\$17.00	\$14.50	8.0%
1978	1.07	1.49	1.23	1.55	1.11	\$675	\$70.00	\$31.00	\$776.00	\$26.50	\$25.00	\$18.50		\$16.00	\$17.00	\$14.50	9.0%
1979	1.13	1.99	1.27	1.69	1.19	\$710	\$93.50	\$32.00	\$835.50	\$43.00	\$32.00	\$18.50		\$18.00	\$17.00	\$14.50	9.1%
1980	1.33	1.99	1.37	1.87	1.37	\$835	\$93.50	\$34.50	\$963.00	\$43.00	\$32.00	\$18.50		\$18.00	\$22.00	\$14.50	10.2%
1981	1.45	2.12	1.37	2.10	1.49	\$915	\$99.50	\$34.50	\$1,049.00	\$47.00	\$34.00	\$18.50		\$18.00	\$22.00	\$14.50	12.4%
1982	1.67	2.24	1.41	2.33	1.70	\$1,050	\$105.25	\$35.50	\$1,190.75	\$49.75	\$37.00	\$18.50		\$20.00	\$22.00	\$14.50	10.9%
1983	1.75	2.36	1.44	2.46	1.78	\$1,102	\$111.00	\$36.25	\$1,249.25	\$52.50	\$40.00	\$18.50		\$20.00	\$22.00	\$15.25	5.7%
1984	1.84	2.60	1.67	2.57	1.88	\$1,157	\$122.00	\$42.25	\$1,321.25	\$55.50	\$43.00	\$23.50		\$26.00	\$22.00	\$18.25	4.4%
1985	1.93	2.70	2.17	2.67	1.99	\$1,215	\$126.75	\$54.88	\$1,396.63	\$58.25	\$45.00	\$23.50		\$26.00	\$41.25	\$21.25	3.9%
1986	2.01	2.81	2.43	2.78	2.08	\$1,265	\$132.25	\$61.38	\$1,458.63	\$60.75	\$48.00	\$23.50		\$26.00	\$46.75	\$25.00	4.2%
1987	2.14	2.93	3.15	2.90	2.23	\$1,350	\$137.50	\$79.54	\$1,567.04	\$63.50	\$50.50	\$23.50		\$40.75	\$49.75	\$34.29	4.4%
1988	2.24	3.07	5.47	3.02	2.41	\$1,410	\$144.25	\$128.17	\$1,682.42	\$67.25	\$53.00	\$23.50		\$40.25	\$155.50	\$40.04	4.0%
1989	2.41	3.32	5.27	3.17	2.58	\$1,520	\$156.00	\$133.04	\$1,809.04	\$72.25	\$56.75	\$27.00		\$44.50	\$155.50	\$33.04	5.0%
1990	2.60	3.54	6.87	3.32	2.82	\$1,640	\$166.25	\$173.50	\$1,979.75	\$76.75	\$61.00	\$28.50		\$52.50	\$160.50	\$67.00	4.8%
1991	2.81	3.80	7.07	3.51	3.03	\$1,770	\$178.50	\$178.53	\$2,127.03	\$81.25	\$65.90	\$31.35		\$52.50	\$167.00	\$68.78	5.6%
1992	3.01	4.16	7.12	3.56	3.23	\$1,895	\$195.65	\$179.91	\$2,270.56	\$87.00	\$75.40	\$33.25		\$52.50	\$167.87	\$69.72	1.5%
1993	3.22	6.34	6.04	3.63	3.53	\$2,028	\$297.92	\$152.62	\$2,478.19	\$94.50	\$108.50	\$33.25	\$61.67	\$54.75	\$168.34	\$41.07	1.8%
1994	3.54	8.27	6.17	3.69	3.95	\$2,228	\$388.49	\$155.79	\$2,772.28	\$117.00	\$113.90	\$34.25	\$123.34	\$56.75	\$170.92	\$41.95	1.8%
1995	3.89	9.58	6.47	3.70	4.36	\$2,451	\$450.15	\$163.35	\$3,064.50	\$117.00	\$113.90	\$34.25	\$185.00	\$41.75	\$176.00	\$54.47	0.2%
1996	4.85	9.58	6.52	3.77	5.23	\$3,057	\$450.15	\$164.61	\$3,671.76	\$117.00	\$113.90	\$34.25	\$185.00	\$41.75	\$176.76	\$55.35	1.9%
1997	5.27	9.71	7.05	3.86	5.63	\$3,320	\$456.40	\$178.04	\$3,954.34	\$163.42	\$115.61	\$34.25	\$143.12	\$43.75	\$195.56	\$58.38	2.5%
1998	5.80	9.97	10.06	3.89	6.23	\$3,654	\$468.70	\$253.99	\$4,376.69	\$168.81	\$119.66	\$34.25	\$145.98	\$43.75	\$195.82	\$134.20	0.7%
1999	7.01	10.04	10.53	3.93	7.34	\$4,418	\$472.07	\$265.84	\$5,155.41	\$172.18	\$119.66	\$34.25	\$145.98	\$44.00	\$196.15	\$145.76	0.9%
2000	7.30	10.05	11.75	4.04	7.65	\$4,601	\$472.37	\$296.69	\$5,369.56	\$173.16	\$119.66	\$34.25	\$145.30	\$44.00	\$201.96	\$173.71	2.9%
2001	7.57	10.20	12.46	4.18	7.92	\$4,771	\$479.35	\$314.62	\$5,564.97	\$179.56	\$120.24	\$34.25	\$145.30	\$44.00	\$201.96	\$191.64	3.5%

NOTES ON DATA (and meaning of "typical full-time student"):

- 1) Until 1977, the Athletics fee is reported as an average of men's fees and women's fees.
- 2) The Student Societies Fee (in the Total Fees column) is reported as an average of fees paid by full-time University College and Engineering students plus the SAC fee.
- 3) The Athletics and Hart House fees for 1982 are reported as the average of the 1981 and 1983 fees as no records were available.
- 4) The U.C. lit fee includes the Arts & Science Students Union fee which began in 1976.
- 5) The SAC fee includes The Varsity fee which began in 1980 and excludes sales tax paid for insurance.
- 6) From 1990 to 1992, the SAC fee included a special levy of \$30 for disabled access projects.
- 7) Beginning in 1996/97, Tuition is reported as an average of the tuition paid by full-time Arts & Science and full-time year 1 Applied Science & Engineering students.
- 8) The consumer price index is reported as the Ontario December to December cost of living increase calculated by Statistics Canada.

Compulsory Non-Academic Incidental Fees (2001-02)
Section C – Fee Details

Student Societies Fall/Winter 01/02 changes are <u>underlined</u> ; Fees scheduled to end after 01/02 in <i>bold italics</i> .	Summer	Winter 2001/2002		Summer	Winter 2000/2001		Summer	Winter 1999/2000	
	2002	Full-time	Part-time	2001	Full-time	Part-time	2000	Full-time	Part-time
Architecture Students' Union									
Society		30.00			30.00			30.00	
Special Projects Levy					ended			100.00	
TOTAL	\$0.00	\$30.00	\$0.00	\$0.00	\$30.00	\$0.00	\$0.00	\$130.00	\$0.00
Change From Previous Year		+0.0%			-76.9%			+0.0%	
Landscape Architecture Student Society									
Society		ended			20.00			20.00	
Special Projects Levy		ended			100.00			100.00	
TOTAL	\$0.00	\$0.00	\$0.00	\$0.00	\$120.00	\$0.00	\$0.00	\$120.00	\$0.00
Change From Previous Year		-100.0%			+0.0%			+0.0%	
Arts & Science Students' Union									
Society		11.00			11.00			11.00	
TOTAL	\$0.00	\$11.00		\$0.00	\$11.00		\$0.00	\$11.00	
Change From Previous Year		+0.0%			+0.0%			+0.0%	
Dental Students' Society									
Society (cost of living increases permitted without referendum - approved spring 1994)		30.00			30.00			30.00	
TOTAL	\$0.00	\$30.00	\$0.00	\$0.00	\$30.00	\$0.00	\$0.00	\$30.00	\$0.00
Change From Previous Year		+0.0%			+0.0%			+0.0%	
Engineering Society									
Society (cost of living increases permitted without referendum - approved spring 1991)		38.21			38.21			37.15	
Engineering Employment Office (through 2002/03; referendum required for continuation)									
Student Aid Fund (through 2001/02; no continuation provision)		25.00			25.00			25.00	
Engineering Athletic Association		25.00			25.00			25.00	
Blue Sky Solar Car Team (through 2001/02 referendum required for continuation)		9.00			9.00			9.00	
Special Projects Levy (through 2001/02 referendum required for continuation)		4.75			4.75			100.00	
TOTAL	\$0.00	\$201.96	\$0.00	\$0.00	\$201.96	\$0.00	\$0.00	\$196.15	\$0.00
Change From Previous Year		+0.0%			+3.0%			+0.2%	
Erindale College Student Union									
Society		24.25			24.25			24.25	
<i>The Medium</i> – see note 4								ended	
Library Enhancement Fund		10.00			10.00			10.00	
Student Centre Levy – see note 1		52.00			52.00			52.00	
TOTAL	\$0.00	\$86.25	\$0.00	\$0.00	\$86.25	\$0.00	\$0.00	\$86.25	\$0.00
Change From Previous Year		+0.0%			+0.0%			+107.8%	
Erindale Part-time Undergraduate Students									
Society		2.00	2.00	2.00		2.00	2.00	2.00	2.00
Student Centre Levy – see note 2		15.60	15.60	15.60		15.60	15.60	15.60	15.60
Student Centre Capital Fund						ended		15.00	
TOTAL	\$17.60	\$0.00	\$17.60	\$17.60	\$0.00	\$17.60	\$17.60	\$0.00	\$32.60
Change From Previous Year		+0.0%	+0.0%	+0.0%		-46.0%	+780.0%		+91.8%
Graduate Business Council									
Society		40.00	20.00		40.00	20.00		40.00	20.00
TOTAL	\$0.00	\$40.00	\$20.00	\$0.00	\$40.00	\$20.00	\$0.00	\$40.00	\$20.00
Change From Previous Year		+0.0%	+0.0%		+0.0%	+0.0%		+0.0%	+0.0%
Graduate Architecture, Landscape & Design Student Union (Architecture Students)									
Society		85.00	50.00						
TOTAL	\$0.00	\$85.00	\$50.00						
Change From Previous Year		n/a	n/a						
Graduate Architecture, Landscape & Design Student Union (Landscape Students)									
Society		80.00	50.00						
TOTAL	\$0.00	\$80.00	\$50.00						
Change From Previous Year		n/a	n/a						
Graduate Students' Union									
Society (cost of living increases permitted without referendum - approved spring 1990)	26.27	52.54	26.27	26.27	52.54	26.27	25.53	51.06	25.53
Canadian Federation of Student (CFS) & CFS Ontario (cost of living increases permitted without referendum - approved spring 1998)	6.01	12.40	6.20	6.01	12.02	6.01	5.85	11.70	5.85
Ontario Public Interest Research Group (refundable)	2.50	5.00	2.50	2.50	5.00	2.50	2.50	5.00	2.50
Downtown Legal Services (50% refundable)	1.00	2.00	1.00	1.00	2.00	1.00	1.00	2.00	1.00
Women's Centre (refundable)	0.50	1.00	0.50	0.50	1.00	0.50	0.50	1.00	0.50
Supplementary Health Coverage (refundable; increases permitted without referendum - current provisions approved spring 1999)		112.46			101.35			76.61	
Supplementary Health Coverage Administrative Fee (refundable)		3.00			3.00			3.00	
Provincial Sales Tax on Supplementary Health Coverage (refundable) – see note 3		9.00			8.11			6.13	
TOTAL	\$36.28	\$197.40	\$36.47	\$36.28	\$185.02	\$36.28	\$35.38	\$156.50	\$35.38
Change From Previous Year	+0.0%	+6.7%	+0.5%	+2.5%	+18.2%	+2.5%	+0.8%	+8.7%	+0.8%
Information Studies Student Council/Doctoral Students Association									
Society									
Technology Upgrade Fund (through 2002/03 referendum required for continuation)		100.00	50.00		100.00	50.00		100.00	50.00
TOTAL	\$0.00	\$100.00	\$50.00	\$0.00	\$100.00	\$50.00	\$0.00	\$100.00	\$50.00
Change From Previous Year		+0.0%	+0.0%		+0.0%	+0.0%		+0.0%	+0.0%

**Compulsory Non-Academic Incidental Fees (2001-02)
Section C – Fee Details**

Student Societies Fall/Winter 01/02 changes are <u>underlined</u> ; Fees scheduled to end after 01/02 in <i>bold italics</i> .	Summer	Winter 2001/2002		Summer	Winter 2000/2001		Summer	Winter 1999/2000	
	2002	Full-time	Part-time	2001	Full-time	Part-time	2000	Full-time	Part-time
Innis College Student Society									
Society (cost of living increases permitted without referendum - approved spring 2000)		36.02	36.02		36.02	36.02		35.00	35.00
Harold Innis Foundation		1.00	1.00		1.00	1.00		1.00	1.00
Refugee Student Fund		7.00	7.00		7.00	7.00		3.00	3.00
TOTAL	\$0.00	\$44.02	\$44.02	\$0.00	\$44.02	\$44.02	\$0.00	\$39.00	\$39.00
Change From Previous Year		+0.0%	+0.0%		+12.2%	+12.2%		+0.0%	+0.0%
Medical Society									
Society		47.54			47.54			47.54	
Canadian Federation of Medical Students		11.00			11.00			11.00	
TOTAL	\$0.00	\$58.54	\$0.00	\$0.00	\$58.54	\$0.00	\$0.00	\$58.54	\$0.00
Change From Previous Year		+0.0%			+0.0%			+0.0%	
The Medium (formerly Medium II)									
Society – See Note 4		7.25	2.42		7.25			7.25	
TOTAL	\$0.00	\$7.25	\$2.42	\$0.00	\$7.25	\$0.00	\$0.00	\$7.25	\$0.00
Change From Previous Year		+0.0%	(new)		+0.0%			(new)	
U of T at Mississauga Athletics Council (formerly ECARA)									
Society	2.77	8.60	2.77	2.77	8.60	2.77	19.95	62.00	19.95
TOTAL	\$2.77	\$8.60	\$2.77	\$2.77	\$8.60	\$2.77	\$19.95	\$62.00	\$19.95
Change From Previous Year	+0.0%	+0.0%	+0.0%	-86.1%	-86.1%	-86.1%	+0.0%	+0.0%	+0.0%
Music Undergraduate Society									
Society		15.00			15.00			15.00	
Student Aid Fund								ended	
TOTAL	\$0.00	\$15.00	\$0.00	\$0.00	\$15.00	\$0.00	\$0.00	\$15.00	\$0.00
Change From Previous Year		+0.0%			+0.0%			-50.0%	
New College Student Council									
Society		32.00	12.00		32.00	12.00		32.00	12.00
Admission Scholarships		2.00	2.00		2.00	2.00		2.00	2.00
Computing Facilities and Capital Fund (through 2006/2007, referendum required for continuation)		20.00	10.00		20.00	10.00		20.00	10.00
TOTAL	\$0.00	\$54.00	\$24.00	\$0.00	\$54.00	\$24.00	\$0.00	\$54.00	\$24.00
Change From Previous Year		+0.0%	+0.0%		+0.0%	+0.0%		+0.0%	+0.0%
Nursing Students' Council									
Society		34.00			34.00			34.00	
Canadian Nursing Students Association		5.00	2.00		4.00	2.00		4.00	2.00
TOTAL	\$0.00	\$39.00	\$2.00	\$0.00	\$38.00	\$2.00	\$0.00	\$38.00	\$2.00
Change From Previous Year		+2.6%	+0.0%		+0.0%	+0.0%		+0.0%	+0.0%
Association of Part-time Undergraduate Students									
Society	10.00		20.00	10.00		20.00	10.00		20.00
Ontario Public Interest Research Group (refundable)	1.00		1.00	1.00		1.00	1.00		1.00
Accident & Prescription Drug Insurance Plan (refundable; increases permitted without referendum - approved spring 1994)			33.13			33.13			30.45
Provincial Sales Tax on Accident & Prescription Drug Insurance Plan (refundable)			2.65			2.65			2.44
TOTAL	\$11.00	\$0.00	\$56.78	\$11.00	\$0.00	\$56.78	\$11.00	\$0.00	\$53.89
Change From Previous Year	+0.0%		+0.0%	+0.0%		+5.4%	+0.0%		+0.0%
Undergraduate Pharmaceutical Society									
Society (cost of living increases permitted without referendum - approved spring 1991)		42.50			42.50			42.50	
<u>Graduation Events</u>		15.00							
TOTAL	\$0.00	\$57.50	\$0.00	\$0.00	\$42.50	\$0.00	\$0.00	\$42.50	\$0.00
Change From Previous Year		+35.3%			+0.0%			+0.0%	
Physical & Health Education Undergraduate Association									
Society		20.00			20.00			20.00	
TOTAL	\$0.00	\$20.00	\$0.00	\$0.00	\$20.00	\$0.00	\$0.00	\$20.00	\$0.00
Change From Previous Year		+0.0%			+0.0%			+0.0%	
Physical Therapy & Occupational Therapy Undergraduate Association									
Society		30.00			25.00			25.00	
TOTAL	\$0.00	\$30.00	\$0.00	\$0.00	\$25.00	\$0.00	\$0.00	\$25.00	\$0.00
Change From Previous Year		+20.0%			+0.0%			+0.0%	
Scarborough College Athletic Association									
Society		7.00			7.00			7.00	
TOTAL	\$0.00	\$7.00	\$0.00	\$0.00	\$7.00	\$0.00	\$0.00	\$7.00	\$0.00
Change From Previous Year		+0.0%			+0.0%			+0.0%	
Scarborough Campus Community Radio (CSCR)									
Society		4.00			4.00			4.00	
TOTAL	\$0.00	\$4.00	\$0.00	\$0.00	\$4.00	\$0.00	\$0.00	\$4.00	\$0.00
Change From Previous Year		+0.0%			+0.0%			(new)	
Scarborough Campus Students' Council									
Society	2.25	20.00	2.25	2.25	20.00	2.25	2.25	20.00	2.25
Refugee Student Program (through 2002/2003; SCSC Board approval of continuation)	0.50	1.50	0.50	0.50	1.50	0.50	0.50	1.50	0.50
<u>Student Centre (cost of living increases permitted without referendum - approved spring 2001)</u>	18.00	60.00	18.00						
TOTAL	\$20.75	\$81.50	\$20.75	\$2.75	\$21.50	\$2.75	\$2.75	\$21.50	\$2.75
Change From Previous Year	+654.5%	+279.1%	+654.5%	+0.0%	+0.0%	+0.0%	+0.0%	+0.0%	+0.0%

**Compulsory Non-Academic Incidental Fees (2001-02)
Section C – Fee Details**

Student Societies	Summer 2002	Winter 2001/2002 Full-time	Part-time	Summer 2001	Winter 2000/2001 Full-time	Part-time	Summer 2000	Winter 1999/2000 Full-time	Part-time
Fall/Winter 01/02 changes are <u>underlined</u> ; Fees scheduled to end after 01/02 in <i>bold italics</i> .									
Scarborough Campus Students' Press (The Underground)									
Society		5.00			5.00			5.00	
TOTAL	\$0.00	\$5.00	\$0.00	\$0.00	\$5.00	\$0.00	\$0.00	\$5.00	\$0.00
Change From Previous Year		+0.0%			+0.0%			+0.0%	
Student Teachers' Union									
Society		50.00			50.00			50.00	
TOTAL	\$0.00	\$50.00	\$0.00	\$0.00	\$50.00	\$0.00	\$0.00	\$50.00	\$0.00
Change From Previous Year		+0.0%			+0.0%			+0.0%	
Students' Administrative Council – St. George Campus									
Society (cost of living increases permitted without referendum - approved spring 1991)		21.01			21.01			21.01	
Radio		5.00			5.00			5.00	
Women's Centre (refundable)		1.00			1.00			1.00	
Sexual Education & Peer Counselling Centre (refundable)		0.50			0.50			0.50	
Downtown Legal Services (\$1.00 refundable)		2.00			2.00			2.00	
Ontario Public Interest Research Group (refundable)		1.00			1.00			1.00	
Orientation (refundable)		1.00			1.00				
Blue Solar Racing Car Team (refundable)		0.25			0.25				
Day Care Subsidy (refundable)		1.00			1.00				
Accident & Prescription Drug Insurance Plan (refundable; increases permitted without referendum up to 10% - current provisions approved spring of 1998)		66.83			60.75			42.22	
Provincial Sales Tax on Accident & Prescription Drug Insurance Plan (refundable)		5.35			4.86			3.38	
Dental Plan (refundable; increases permitted without referendum up to 10% - approved spring of 1998)		90.80			78.95			71.78	
Provincial Sales Tax on Dental Plan (refundable)		7.26			6.32			5.74	
TOTAL	\$0.00	\$203.00	\$0.00	\$0.00	\$183.64	\$0.00	\$0.00	\$153.63	\$0.00
Change From Previous Year		+10.5%			+10.5%			+8.8%	
Students' Administrative Council – Mississauga									
Society (cost of living increases permitted without referendum - approved spring 1991)		21.01			21.01			21.01	
Radio		5.00			5.00			5.00	
Women's Centre (refundable)		1.00			1.00			1.00	
UTM Sexual Education Centre (refundable)		2.00			2.00			2.00	
UTM Women's Centre (refundable)		2.00			2.00			2.00	
Orientation (refundable)		1.00			1.00				
Blue Solar Racing Car Team (refundable)		0.25			0.25				
Day Care Subsidy (refundable)		1.00			1.00				
Accident & Prescription Drug Insurance Plan (refundable; increases permitted without referendum up to 10% - current provisions approved spring of 1998)		66.83			60.75			42.22	
Provincial Sales Tax on Accident & Prescription Drug Insurance Plan (refundable)		5.35			4.86			3.38	
Dental Plan (refundable; increases permitted without referendum up to 10% - approved spring of 1998)		90.80			78.95			71.78	
Provincial Sales Tax on Dental Plan (refundable)		7.26			6.32			5.74	
TOTAL	\$0.00	\$203.50	\$0.00	\$0.00	\$184.14	\$0.00	\$0.00	\$154.13	\$0.00
Change From Previous Year		+10.5%			+19.5%			+11.1%	
Students' Administrative Council – Scarborough									
Society (cost of living increases permitted without referendum - approved spring 1991)		21.01			21.01			21.01	
Radio		1.00			1.00			1.00	
Women's Centre (refundable)		1.00			1.00			1.00	
Orientation (refundable)		1.00			1.00				
Blue Solar Racing Car Team (refundable)		0.25			0.25				
Day Care Subsidy (refundable)		1.00			1.00				
Accident & Prescription Drug Insurance Plan (refundable; increases permitted without referendum up to 10% - current provisions approved spring of 1998)		66.83			60.75			42.22	
Provincial Sales Tax on Accident & Prescription Drug Insurance Plan (refundable)		5.35			4.86			3.38	
Dental Plan (refundable; increases permitted without referendum up to 10% - approved spring of 1998)		90.80			78.95			71.78	
Provincial Sales Tax on Dental Plan (refundable)		7.26			6.32			5.74	
TOTAL	\$0.00	\$195.50	\$0.00	\$0.00	\$176.14	\$0.00	\$0.00	\$146.13	\$0.00
Change From Previous Year		+11.0%			+20.5%			+5.3%	
Students' Law Society									
Society		40.00			40.00			40.00	
Capital Projects – Faculty Library (refundable, through 2001/02 SLS Council approval of continuation)		15.00			15.00			15.00	
Public Interest Advocacy Summer Employment Program (refundable; through 2001/02 SLS Council approval of continuation)		15.00			15.00			15.00	
Career Development Officer		50.00			50.00			50.00	
TOTAL	\$0.00	\$70.00	\$0.00	\$0.00	\$120.00	\$0.00	\$0.00	\$120.00	\$0.00
Change From Previous Year		-41.7%			+0.0%			+0.0%	
Student Association of the Transitional Year Program									
Society		30.00			30.00			30.00	
TOTAL	\$0.00	\$30.00	\$0.00	\$0.00	\$30.00	\$0.00	\$0.00	\$30.00	\$0.00
Change From Previous Year		+0.0%			+0.0%			+0.0%	

**Compulsory Non-Academic Incidental Fees (2001-02)
Section C – Fee Details**

Student Societies Fall/Winter 01/02 changes are <u>underlined</u> ; Fees scheduled to end after 01/02 in <i>bold italics</i> .	Summer	Winter 2001/2002		Summer	Winter 2000/2001		Summer	Winter 1999/2000	
	2002	Full-time	Part-time	2001	Full-time	Part-time	2000	Full-time	Part-time
University College Literary & Athletic Society									
Society		18.90	6.66		18.90	6.66		18.90	6.66
Refugee Sponsorship Program		3.75	3.75		3.75	3.75		3.75	3.75
Special Fund (Capital Fund)		1.00	1.00		1.00	1.00		1.00	1.00
<i>The Gargoyle</i>		3.00	3.00		3.00	3.00		3.00	3.00
Foster Parents Plan		0.25	0.25		0.25	0.25		0.25	0.25
U.C. Review		1.75			1.75			1.75	
Campus Safety		2.00			2.00			2.00	
Association of College Programs - University College (refundable)		1.10			1.10			1.10	
Yearbook								ended	
Contact U.C.		1.00			1.00			1.00	
Charity Fund		0.25			0.25			0.25	
TOTAL	\$0.00	\$33.00	\$14.66	\$0.00	\$33.00	\$14.66	\$0.00	\$33.00	\$14.66
Change From Previous Year		+0.0%	+0.0%		+0.0%	+0.0%		+0.8%	+0.0%
Varsity Publications (The Varsity)									
Society		1.25			1.25			1.25	
TOTAL	\$0.00	\$1.25	\$0.00	\$0.00	\$1.25	\$0.00	\$0.00	\$1.25	\$0.00
Change From Previous Year		+0.0%			+0.0%			+0.0%	
Woodsworth College Students' Association									
Society	15.00	15.00	15.00	15.00	15.00	15.00	15.00	15.00	15.00
Student Aid Fund					ended	ended	ended	30.00	30.00
Building Fund (through 2004/05; no provision for continuation)	35.00	35.00	35.00	35.00	35.00	35.00	35.00	30.00	30.00
TOTAL	\$50.00	\$50.00	\$50.00	\$50.00	\$50.00	\$50.00	\$50.00	\$75.00	\$75.00
Change From Previous Year	+0.0%	+0.0%	+0.0%	+0.0%	-33.3%	-33.3%	-33.3%	+0.0%	+0.0%

Compulsory Non-Academic Incidental Fees (2001-02)
Section C – Fee Details

Residence Councils	Summer 2002	Winter 2001/2002	Summer 2001	Winter 2000/2001	Summer 2000	Winter 1999/2000
Fall/Winter 01/02 changes are underlined; Fees scheduled to end after 01/02 in bold italics.						
Innis Residence Council						
Society		40.00		40.00		40.00
TOTAL		\$40.00		\$40.00		\$40.00
Change From Previous Year		+0.0%		+0.0%		+0.0%
Graduate House Council						
Society – see note 7		35.00		35.00		
TOTAL		\$35.00		\$35.00		
Change From Previous Year		+0.0%		new		
New College Residence Council						
Society		20.00		20.00		20.00
Party Room Renovations (2001/02 only)		<u>4.00</u>				
TOTAL		\$24.00		\$20.00		\$20.00
Change From Previous Year		+20.0%		+0.0%		+0.0%
Scarborough College Student Village Council						
Society		25.00		25.00		25.00
TOTAL		\$25.00		\$25.00		\$25.00
Change From Previous Year		+0.0%		+0.0%		+0.0%
St. George Graduate Residence Council						
Society				ended		10.00
TOTAL				\$0.00		\$10.00
Change From Previous Year				-100.0%		+0.0%
University College Residence Council						
Society		15.00		15.00		15.00
TOTAL		\$15.00		\$15.00		\$15.00
Change From Previous Year		+0.0%		+0.0%		+0.0%

**Compulsory Non-Academic Incidental Fees (2001-02)
Section C – Fee Details**

Services Fees Changes for Fall/Winter 01/02 are <u>underlined</u>	Summer	Winter 2001/2002		Summer	Winter 2000/2001		Summer	Winter 1999/2000	
	2002	Full-time	Part-time	2001	Full-time	Part-time	2000	Full-time	Part-time
St. George Campus									
Athletics & Recreation	53.86	179.56	53.86	51.94	173.16	51.94	51.65	172.18	51.65
Hart House	35.56	118.53	35.56	35.39	117.95	35.39	35.90	119.66	35.90
Hart House Accessibility Fund	0.51	1.71	0.51	0.51	1.71	0.51			
Health Service Fee	10.28	34.25	10.28	10.28	34.25	10.28	10.28	34.25	10.28
Student Services Fee	43.59	145.30	43.59	43.59	145.30	43.59	43.79	145.98	43.79
TOTAL	\$143.80	\$479.35	\$143.80	\$141.71	\$472.37	\$141.71	\$141.62	\$472.07	\$141.62
Change From Previous Year	+1.5%	+1.5%	+1.5%	+0.1%	+0.1%	+0.1%	+0.7%	+0.7%	+0.7%
University of Toronto at Mississauga									
Centre for Physical Education – See Note 6	28.50	95.00	28.50	24.90	83.00	24.90			
Athletics & Recreation	7.20	24.00	7.20	6.94	23.14	6.94	6.90	22.99	6.90
Hart House	1.11	3.59	1.11	1.09	3.62	1.09	1.09	3.62	1.09
Health Service Fee	10.50	35.00	10.50	10.50	35.00	10.50	10.50	35.00	10.50
Student Services Fee	46.05	153.50	46.05	44.40	148.00	44.40	43.20	144.00	43.20
TOTAL	\$93.36	\$311.09	\$93.36	\$87.83	\$292.76	\$87.83	\$61.69	\$205.61	\$61.69
Change From Previous Year	+6.3%	+6.3%	+6.3%	+42.4%	+42.4%	+42.4%	+4.9%	+3.0%	+4.9%
University of Toronto at Scarborough									
Athletics & Physical Education (UTSC)	44.30	147.68	44.30	43.30	144.33	43.30	42.54	141.80	42.54
Athletics & Recreation	7.20	24.00	7.20	6.94	23.14	6.94	6.90	22.99	6.90
Hart House	1.11	3.59	1.11	1.09	3.62	1.09	1.09	3.62	1.09
Health Service Fee	14.38	47.94	14.38	14.10	47.00	14.10	14.10	47.00	14.10
Student Services Fee	39.53	131.77	39.53	38.75	129.18	38.75	37.44	124.80	37.44
TOTAL	\$106.52	\$354.98	\$106.52	\$104.18	\$347.27	\$104.18	\$102.07	\$340.21	\$102.07
Change From Previous Year	+2.2%	+2.2%	+2.2%	+2.1%	+2.1%	+2.1%	+20.9%	+3.0%	+4.2%

**Compulsory Non-Academic Incidental Fees (2001-02)
Section C – Fee Details**

Federated College Student Society Fees	Summer 2002	Winter 2001/2002		Summer 2001	Winter 2000/2001		Summer 2000	Winter 1999/2000	
These fees approved by the respective federated college governing bodies.		Full-time	Part-time		Full-time	Part-time		Full-time	Part-time
St. Michael's College Student Union Society		28.00	21.00		28.00	21.00		24.00	12.00
TOTAL	\$0.00	\$28.00	\$21.00	\$0.00	\$28.00	\$21.00	\$0.00	\$24.00	\$12.00
Change From Previous Year		+0.0%	+0.0%		+16.7%	+75.0%		+0.0%	+0.0%
The Mike Society		5.20	3.00		5.20	3.00		5.20	3.00
TOTAL	\$0.00	\$5.20	\$3.00	\$0.00	\$5.20	\$3.00	\$0.00	\$5.20	\$3.00
Change From Previous Year		+0.0%	+0.0%		+0.0%	+0.0%		+0.0%	+0.0%
Trinity College Meetings									
Athletic Association		6.00	6.00		6.00	6.00		6.00	6.00
Backfield Maintenance		1.50	1.50		1.50	1.50		1.50	1.50
Board of Stewards		5.75	5.75		5.75	5.75		5.75	5.75
College Meetings		4.50	4.50		4.50	4.50		4.50	4.50
Dramatic Society		2.50	2.50		2.50	2.50		2.50	2.50
Literary Institute		5.85	5.85		5.85	5.85		5.85	5.85
Non-Resident Affairs Committee		5.50	5.50		5.50	5.50		5.50	5.50
Sponsored Refugee Scholarship		6.00	6.00		6.00	6.00		6.00	6.00
Salterrae		5.50	5.50		5.50	5.50		5.50	5.50
Overseas Development Committee		5.00	5.00		5.00	5.00		5.00	5.00
Trinity Review		4.50	4.50		4.50	4.50		4.50	4.50
Yearbook		12.50	12.50		12.50	12.50		12.50	12.50
Year Fee		2.50	2.50		2.50	2.50		2.50	2.50
Capital Campaign		10.00	10.00		10.00	10.00		10.00	10.00
TOTAL	\$0.00	\$77.60	\$77.60	\$0.00	\$77.60	\$77.60	\$0.00	\$77.60	\$77.60
Change From Previous Year		+0.0%	+0.0%		+0.0%	+0.0%		+0.0%	+0.0%
Victoria University Students' Administrative Council									
VUSAC and Other Clubs		23.00	13.32		20.25	11.47		18.25	9.32
Victoria College Athletics Society		6.00	3.33		6.00	3.33		6.00	3.33
The Strand		4.75	1.20		4.75	1.20		4.75	1.20
The Cat's Eye Pub		2.00			2.00			2.00	
Yearbook		1.75	1.00		1.75	1.00		1.75	1.00
Refugee Sponsorship Program		2.00	2.00		2.00	2.00		2.00	2.00
Acta Victoriana Literary Journal		2.75	1.50		2.75	1.50		2.75	1.50
Special Projects Levy		10.00	10.00		10.00	10.00			
TOTAL	\$0.00	\$52.25	\$32.35	\$0.00	\$49.50	\$30.50	\$0.00	\$37.50	\$18.35
Change From Previous Year		+5.6%	+6.1%		+32.0%	+66.2%		+11.1%	+19.5%

Notes:

- 1) Although approved in the spring of 1998, the ECSU Student Centre Levy (\$52.00 – reduced to \$25.00 after 10 years) began in the Winter Session in which the Student Centre opened.
- 2) Although approved in the spring of 1998, the PTS@UTM Student Centre Levy (\$15.60 – reduced to \$7.50 after 10 years) began in the Winter in which the Student Centre opened.
- 3) Provincial Sales Tax is not charged on the \$1.50 GSU administrative fee component of the "Supplementary Health Coverage" fee.
- 4) *The Medium* fee was separated from the ECSU fee beginning in 1999/2000.
- 5) "Winter" fees are listed as the sum of fees payable in the "Fall Session" (September to December) and the fees payable in the "Winter Session" (January to April).
- 6) Prior to Winter 2000/2001, UTM athletics and recreation program funding was provided by the Erindale College Athletics & Recreation Association (ECARA).
- 7) The Graduate House Council Fee is an annual fee (not a sessional fee).

**Compulsory Non-Academic Incidental Fees (2001-02)
Section C – Fee Details**

