

University of Toronto

OFFICE OF THE VICE-PROVOST, STUDENTS

TO: Committee On Academic Policies and Programs

SPONSOR: Professor David Farrar, Vice-Provost, Students

CONTACT INFO: 416 978-3870
david.farrar@utoronto.ca

DATE: February 17, 2004 for March 3, 2004

AGENDA ITEM: 4

ITEM IDENTIFICATION:

Vice-Provost, Students: Report on Student Financial Support, 2002-03

JURISDICTIONAL INFORMATION:

The Policy on Student Financial Support calls for an annual report to be submitted for information to the Committee.

HIGHLIGHTS:

As specified in the Policy on Student Financial Support, the report provides a summary, by academic division, of: the levels of student financial need assessed through the University's common needs assessment program; the student financial assistance provided; the full value of funding packages provided to students in doctoral-stream programs; the debt levels of students graduating from first-entry programs; and, the results of the 2003 survey of students with respect to accessibility.

The report notes that need-based financial support to students has increased from about \$1.5 million in 1992-92 to about \$40.4 million in 2002-03. The survey results provide evidence that accessibility with respect to the ethnocultural and socioeconomic backgrounds of students in first-entry undergraduate, professional deregulated-fee and doctoral-stream graduate programs has been maintained.

The University has commissioned a geodemographic study of the 2003 undergraduate applicant pool which is being conducted by Integrated Marketing Technologies. The study is in progress, and key findings will be reported at a later date.

RECOMMENDATION:

For information

REPORT OF THE VICE-PROVOST, STUDENTS

STUDENT FINANCIAL SUPPORT 2002-03

INTRODUCTION

The Policy on Student Financial Support (**Appendix1**) was approved by the Governing Council in April, 1998. The Policy carries the following Statement of Principle:

No student offered admission to a program at the University of Toronto should be unable to enter or complete the program due to lack of financial means.

This report is called for in Section 7 of the Policy, Annual Reporting. It includes information on need-based aid by academic division, OSAP debtload for students graduating from undergraduate first-entry programs, funding for graduate students in doctoral-stream programs, and the results of a survey conducted among students in the fall of 2003.

NEED-BASED STUDENT AID (Appendix 2)

The University provides need-based aid in two forms. UTAPS (University of Toronto Advance Planning for Students) grants are awarded by Admissions and Awards to students who have reached the maximum for government aid from Ontario (OSAP) or other Canadian provinces, or aboriginal band funding, who have assessed need beyond that maximum. In addition, many students who may or may not have received government aid and UTAPS qualify for grants awarded through the academic divisions on the basis of assessments of their individual circumstances. Divisions that lack sufficient resources of their own to meet need draw on central student aid resources managed by Admissions and Awards.

For 2002-03:

- | | | | | |
|---|-------------------|--------------|----------|---------------|
| • | UTAPS grants | \$14,411,167 | (2001-02 | \$11,375,219) |
| • | individual grants | \$25,948,839 | (2001-02 | \$23,356,158) |

Appendix 2 provides a complete analysis of the distribution of student aid. Appendix 2, Table 1, demonstrates that need-based student aid from the University increased from about \$1.5 million in 1992-93 to about \$40.4 million in 2002-03. This is a direct outcome of the implementation of the Policy on Student Financial Support in 1998, and to the increased resources made available from the OSOTF program and tuition reinvestment.

DEBTLOAD (Appendix 3)

The Policy specifies that the annual report should include information about the debt levels carried by students upon graduation from first-entry undergraduate programs. These are summarized in Appendix 3, Figures 1 and 2.

The Task Force on Tuition Fees and Student Financial Support reviewed the OSAP debt of students graduating from first-entry programs in 1997, and reported that more than half had no debt, while two-thirds had debt of \$10,000 or less. Only 5 per cent had debt levels over \$25,000. For students graduating in 2003, the results are not significantly different, although there have been small increases in the average debt and the proportion of students with debt levels over \$25,000 (8 per cent). Of students graduating in 2003, 58 per cent had no OSAP debt. The proportion of students with debts over \$15,000 was 20 per cent in 2003.

Debtload is, of course, a particular concern for students in Dentistry, Law, Management, Medicine and Pharmacy. The survey performed of a sample of these students in 2003 (Appendix 4, Table 12) showed that about 71 per cent expected to owe less than \$70,000 (OSAP and bank loans) when they graduated. The employment and income prospects for these students are excellent. For those who may encounter problems with repayment, both Canada and Ontario Student Loans have interest-relief provisions. For bank loans, the University has implemented its own income-sensitive loan remission program, and has notified all graduates since 1999.

OSAP default rates by institution are performance indicators compiled by the Provincial Government. The OSAP default rate for the University of Toronto for 2003 is 5.2 per cent, down from 6.2 per cent in 2002, compared with a total for Ontario universities in 2003 of 7.1 per cent. The overall provincial default rate for all institutions, including colleges and private vocational schools, is currently 13.5 per cent, the lowest annual rate since these rates were first measured in 1996.

DOCTORAL-STREAM STUDENTS: GRADUATE FUNDING PACKAGES (Appendix 4)

In 2000, the Task Force on Graduate Student Financial Support, set a goal of establishing guaranteed minimum packages of funding for the first 5 years of doctoral-stream graduate studies. Significant progress has been made; the data for 2002-03 show that a total of \$126.5 million was awarded to students (exclusive of funding from affiliated teaching hospitals.)

FINANCIAL SUPPORT SURVEY (Appendix 5)

The Policy on Student Financial Support calls for regular surveys directed at assessing the accessibility of the University's programs. Working with the University Registrar, the Hitachi Research Centre at the University of Toronto at Mississauga has conducted annual surveys of undergraduate, professional faculty and doctoral-stream graduate students for that purpose. Appendix 5 provides the noteworthy survey results for 2003 and for previous years. The results of the 2003 survey are very comparable with those of the previous surveys and provide reassurance that the University continues to be accessible to students from minority and less-advantaged socioeconomic backgrounds, as measured by parents' level of education and income.

SUMMARY OF APPENDICES

Appendix 1: Policy on Student Financial Support

Appendix 2:

Table 1	Need-based grants by year
Table 2	Amounts of OSAP and UTAPS
Table 3	OSAP and UTAPS participation rates
Table 3A	Eligibility for interest-subsidized Scotia loans
Table 4	UTAPS to non-OSAP Applicants
Table 5	Non-UTAPS need-based grants
Table 6	Work-Study

Appendix 3:

Figure 1	Total OSAP repayable (students graduating from first-entry programs)
Figure 2	Average OSAP debt

Appendix 4:

Table 1	Total graduate funding
Figure 1	Graduate funding by source

Appendix 5:

Table 1	Survey results: undergraduate students
Table 2	Survey results: Dentistry, Law, Medicine, Pharmacy
Table 3	Survey results: doctoral-stream graduate students
Note 1	Survey methodology

Appendix I: Policy on Student Financial Support

1. Statement of Principle

No student offered admission to a program at the University of Toronto should be unable to enter or complete the program due to lack of financial means.

2. Scope of Application

This Policy applies to all student financial support at the University of Toronto, whether funded by restricted funds, funds established under the Ontario Student Opportunities Trust Fund (OSOTF) program or through the University's operating budget, and including awards governed by the Policy on Student Awards. Financial support includes:

- grants, bursaries, scholarships, fellowships as defined in the Policy on Student Awards, whether funded from restricted funds, OSOTF or through the University's operating budget
- outside awards as defined in the Policy on Student Awards
- institutionally-negotiated loan programs; that is, programs negotiated by the University with a financial institution on behalf of students, and in some cases for the subsidization of interest payments by the University
- work-study and other forms of employment-based learning
- teaching assistantships and research assistantships

3. Implementation

a) **The University's guarantee:** The financial support programs of the University of Toronto will be designed to guarantee that each student has access to the resources necessary to meet his or her needs as assessed by a common mechanism. This mechanism will be based on the Ontario Student Assistance Plan (OSAP) needs assessment with appropriate modifications as determined by the Vice-Provost, Students, and the University Registrar in consultation with the academic divisions of the University. This guarantee will apply to students in good academic standing, and will be in effect so long as levels of OSAP support remain at least equivalent to those prevailing in 1997-98.

b) Needs as identified in 3 (a) will be met as follows:

i) Full-time Students (except doctoral-stream ¹):

Students are expected to rely on OSAP assistance, up to the level of the maximum OSAP loan. Assessed need which remains unmet above the OSAP maximum will be met as follows:

- for students in first-entry undergraduate programs, need unmet by OSAP should be met primarily through grants
 - for students in second-entry professional programs (both undergraduate and graduate), need unmet by OSAP should be met through a mix of grants and institutionally-negotiated loans. The appropriate mix will vary across second-entry programs.
-

¹ Doctoral-stream students are students in programs leading to the Ph.D., Ed.D., S.J.D. and Mus.Doc. degrees as well as students in master's programs that constitute the normal route for admission to these programs, and who intend to pursue doctoral work. See Administrative Note appended to this policy.

ii) Doctoral-stream Students:

As a base-line, doctoral stream students are covered by the guarantee offered to all full-time students. OSAP-assessed need will be met first by OSAP, and need unmet by OSAP should be met primarily through grants. Beyond this base-line guarantee, however, the following principles will apply:

- The goal of the University of Toronto should be to give doctoral-stream students multi-year packages of support that are competitive with packages offered by peer universities.
- Support for doctoral-stream students should take into account the student's own ability to contribute to the cost of his or her education.
- As much as possible, packages should take the form of fellowships and grants supplemented by teaching and research assistantships as appropriate. Institutionally-negotiated loans should be considered as a last resort.

iii) Part-time Students:

The University should develop a mechanism to assess the financial needs of part-time students, and to determine how best to support needy part-time students in meeting their educational costs. A pilot project designed to assess and to meet the needs of such students will be put in place for 1998-99. The results of this pilot project, to be assessed in consultation with students, will inform a subsequent amendment to this policy.

iv) Out-of-province Students:

Out-of-province students are expected to rely on programs of government support in their home jurisdictions. Where there is a difference between the level of support received from the home jurisdiction and the level which a comparable Ontario student would have received as an OSAP loan, the out-of-province student will have access to an institutionally-negotiated loan to make up the difference. Out-of-province students are also eligible for support in meeting unmet need on the same basis as Ontario students.

v) International Students:

International students must demonstrate that they have sufficient resources to meet their financial needs in order to qualify for a student visa. They are not eligible for the University's guarantee offered to domestic students. International students will nonetheless be eligible for emergency assistance as determined by academic divisions under guidelines issued by the Vice-Provost, Students, and the University Registrar as described in section 3 (b) vi below.

For international students in the doctoral stream, the goal of the University of Toronto should be to offer a package of support competitive with packages offered by peer universities, as described in section 3 (b) ii above.

vi) Students with special financial needs:

The Vice-Provost, Students, and the University Registrar, in consultation with the colleges, faculties and other academic divisions of the University, may issue guidelines dealing with categories of cases in which it is determined that the OSAP needs assessment mechanism does not reflect the true need of the student.

Students who are ineligible for government support for reasons such as disqualifying credit histories are not eligible for the University of Toronto guarantee, but will be assessed on request on a case-by-case basis to determine the level of support that it is appropriate and feasible for the University to provide.

c) Within the common principles stated in 3 (a) and (b) above, divisional diversity and flexibility is to be encouraged with regard to the appropriate mix of student aid: grants, loans, debt remission, work-study, etc. and the appropriate mode of administration and delivery. Student participation in the design and delivery of programs of student financial support is to be encouraged at the divisional level.

d) Consistent with the guarantee in 3 (a) above, need should be a necessary condition of eligibility for the preponderance of financial assistance (other than for doctoral-stream students) at the University. For some need-based awards, eligibility may require passing a certain threshold of merit.

4. Awards Based on Merit Only

Although need should be a condition of eligibility for the preponderance of financial assistance for other than doctoral-stream students as stated in 3 (d) above, merit-only awards should also exist, consistent with the Policy on Student Awards, to recognize and promote academic excellence among the student body and to provide incentives for academically excellent students to select the University; and the University should also offer other means of recognizing particularly meritorious performance.

5. Financial Counselling

The University and its divisions shall make financial counselling available to students.

6. Administrative Regulations

The Vice-Provost, Students, and the University Registrar may issue administrative regulations under this Policy and shall report such regulations for information to the Committee on Academic Policy and Programs.

7. Annual Reporting

The Vice-Provost, Students, shall issue an annual report on Student Financial Support to include the following:

- levels of student financial need, by academic division, as assessed through the University's common needs assessment mechanism
- student financial assistance provided, by academic division, broken down by category and source (external/University) of assistance: grants, interest-subsidized loans and/or institutionally-negotiated loans, work-study, etc.
- for doctoral students, the full annual value of the packages of support provided to students, by SGS division, broken down by category and source (external/ University) of

funding: grants, research assistantships, teaching assistantships, interest-subsidized and/or institutionally-negotiated loans, etc.

- the debt levels carried by students upon graduation from first-entry programs
- the results of regular student surveys directed at assessing the accessibility of the University's programs

This report shall be submitted for information to the Committee on Academic Policy and Programs.

8. Advocacy

In making the case for public policies strongly supportive of an accessible public system of university education, the University will continue to advocate well designed programs of governmental financial support for students, sustained by substantial levels of public expenditure.

March 25, 1998

APPENDIX 2
Table 1

Grants awarded under UTAPS			Other grants from General University funds		Other grants from faculty/college funds		Total grants	
award year	Number	Amount	Number	Amount	Number	Amount	Number	Amount
1990-1991	0	0	1,456	884,388	781	579,446	2,237	1,463,834
1991-1992	0	0	1,445	843,084	1,036	728,925	2,481	1,572,008
1992-1993	0	0	1,433	824,929	971	709,863	2,404	1,534,793
1993-1994	0	0	1,641	975,608	961	794,692	2,602	1,770,300
1994-1995	0	0	1,805	1,103,230	1,028	906,879	2,833	2,010,109
1995-1996	0	0	1,822	1,177,398	1,044	1,010,008	2,866	2,187,406
1996-1997	1,872	1,758,589	1,605	1,210,681	1,014	1,006,181	4,491	3,975,452
1997-1998	2,441	2,814,424	2,017	1,492,113	925	1,154,565	5,383	5,461,103
1998-1999	3,013	4,929,533	3,071	4,003,958	2,016	3,260,397	8,100	12,193,888
1999-2000	5,497	9,675,426	3,984	6,045,392	3,843	7,138,011	13,324	22,858,828
2000-2001	5,454	10,715,830	3,691	6,891,486	7,085	11,964,604	16,230	29,571,920
2001-2002	4,832	11,375,219	3,875	8,382,608	6,603	14,973,550	15,310	34,731,378
2002-2003	5,689	14,411,167	4,144	9,341,761	7,595	16,607,078	17,428	40,360,006

Faculty/College/Program	2001-2002			2002-2003		
	Total OSAP loans and grants	Need assessed by but not met by OSAP	Total grants awarded under UTAPS	Total OSAP loans and grants	Need assessed by but not met by OSAP	Total grants awarded under UTAPS
A&S St. George	36,803,382	2,176,665	2,171,470	39,323,061	3,017,961	2,866,015
UTM	9,578,035	430,333	410,100	11,246,377	775,291	763,200
UTSC	12,173,146	679,060	677,200	14,082,432	1,014,664	1,137,750
TOTAL A&S	58,554,563	3,286,058	3,258,770	64,651,870	4,807,916	4,766,965
APSC	6,759,442	1,783,347	1,913,834	7,597,324	2,642,918	2,625,162
ED	4,028,595	544,689	537,350	3,817,642	497,951	497,050
FPEH	651,439	7,051	3,850	565,339	26,866	25,750
MUSIC	720,353	119,882	118,668	770,057	127,250	121,050
NURS	422,185	52,289	52,350	1,013,169	205,305	205,300
RAD	1,468,513	201,288	199,250	1,022,726	145,725	182,550
TOTAL above prof fac	14,050,527	2,708,546	2,825,302	14,786,257	3,646,014	3,656,862
DENT	1,670,000	2,597,161	681,922	1,747,769	2,904,647	675,046
LAW	1,294,476	1,093,964	<i>See Note 1</i>	1,371,724	1,221,731	<i>See Note 1</i>
MED	3,908,923	3,425,106	1,101,058	4,897,909	4,865,887	1,286,846
PHM	2,042,466	879,463	584,685	2,217,606	1,329,891	678,298
TOTAL Dent, Law, Med, Phm	8,915,865	7,995,693	2,367,665	10,235,008	10,322,156	2,640,190
TYP	526,684	101,597	93,600	638,697	169,347	176,250
TOTAL TYP	526,684	101,597	93,600	638,697	169,347	176,250
MGT	631,676	921,073	<i>See Note 1</i>	870,317	1,441,650	<i>See Note 1</i>
SGS	7,533,750	1,597,313	1,636,227	7,336,083	1,583,396	1,799,178
TOTAL SGS	8,165,426	2,518,386	1,636,227	8,206,400	3,025,046	1,799,178
OISE/UT	2,369,689	508,473	524,855	2,296,139	480,168	544,955
TOTAL OISE/UT	2,369,689	508,473	524,855	2,296,139	480,168	544,955
OVERALL TOTAL	92,582,754	17,118,753	10,706,419	100,814,371	22,450,647	13,584,400

Notes:

1. UTAPS at the Faculty of Law and the Rotman School of Management is distributed as part of their bursary allocation.

Faculty/College/Program	2001-2002		2002-2003	
	OSAP applicants as a percent of full-time enrolment	UTAPS recipients as a percent of full-time enrolment	OSAP applicants as a percent of full-time enrolment	UTAPS recipients as a percent of full-time enrolment
		(Note 1)		(Note 1)
A&S St. George	41%	6.9%	41%	7.8%
UTM	42%	5.3%	44%	7.6%
UTSC	53%	8.4%	53%	10.0%
TOTAL A&S	43%	6.9%	44%	8.2%
APSC	39%	28.9%	41%	30.4%
ED	40%	14.7%	39%	13.2%
FPEH	33%	0.5%	31%	4.0%
MUSIC	29%	9.8%	33%	9.3%
NURS	44%	14.4%	50%	25.7%
RAD	57%	25.5%	34%	17.5%
TOTAL above prof fac	39%	22.2%	39%	23.1%
DENT	66%	61.1%	68%	63.7%
LAW	39%	See Note 1	39%	See Note 1
MED	60%	49.1%	73%	55.0%
PHM	59%	45.8%	60%	48.0%
TOTAL Dent, Law, Med, Phm	55%	50.0%	60%	53.9%
TYP	87%	57.4%	93%	57.1%
TOTAL TYP	87%	57.4%	93%	57.1%
MGT	30%	See Note 1	27%	See Note 1
SGS	15%	8.6%	14%	8.2%
TOTAL SGS	16%	8.6%	15%	8.2%
OISE/UT	22%	10.9%	22%	11.4%
TOTAL OISE/UT	22%	10.9%	22%	11.4%
OVERALL TOTAL	38%	11.0%	38%	12.0%

Notes:

1. UTAPS at Law and Management is distributed as part of their bursary allocation.

Faculty	2001-2002	2002-2003
DENT	2,288,300	2,628,050
LAW	1,143,200	1,467,250
MED	3,033,350	4,468,450
MGT	900,200	1,441,850
PHM	636,300	932,500
OVERALL TOTAL	8,001,350	10,938,100

Notes:

1. Law and management administer their own student aid programs. The loan amounts are computed on the same basis as other second entry professional faculties in this list.

2. The amounts shown are what are estimated students would borrow to meet their unmet need after UTAPS. These are the amounts for which interest subsidies are provided.

Faculty/College/Program	2001-2002		2002-2003	
	Number	Amount	Number	Amount
A&S St. George	49	120,150	78	217,650
UTM	1	3,200	12	28,450
UTSC	5	15,700	9	33,600
TOTAL A&S	55	139,050	99	279,700
APSC	21	64,900	22	63,350
ED	6	12,000	7	18,850
FPEH	1	2,800	1	2,800
MUSIC	4	15,600	4	11,750
NURS	4	14,650	5	24,150
RAD	4	13,500	6	23,300
TOTAL above prof fac	40	123,450	45	144,200
DENT	10	39,574	11	39,292
LAW	<i>See Note 1</i>	<i>See Note 1</i>	<i>See Note 1</i>	<i>See Note 1</i>
MED	47	161,043	44	145,076
PHM	7	14,678	6	14,100
TOTAL Dent, Law, Med, Phm	64	215,295	61	198,468
TYP	2	2,300	3	4,950
TOTAL TYP	2	2,300	3	4,950
MGT	<i>See Note 1</i>	<i>See Note 1</i>	<i>See Note 1</i>	<i>See Note 1</i>
SGS	48	155,855	52	162,099
TOTAL SGS	48	155,855	52	162,099
OISE/UT	13	32,850	11	37,350
TOTAL OISE/UT	13	32,850	11	37,350
OVERALL TOTAL	222	668,800	271	826,767

Notes:

1. UTAPS at Law and Management is distributed as part of their bursary allocation.

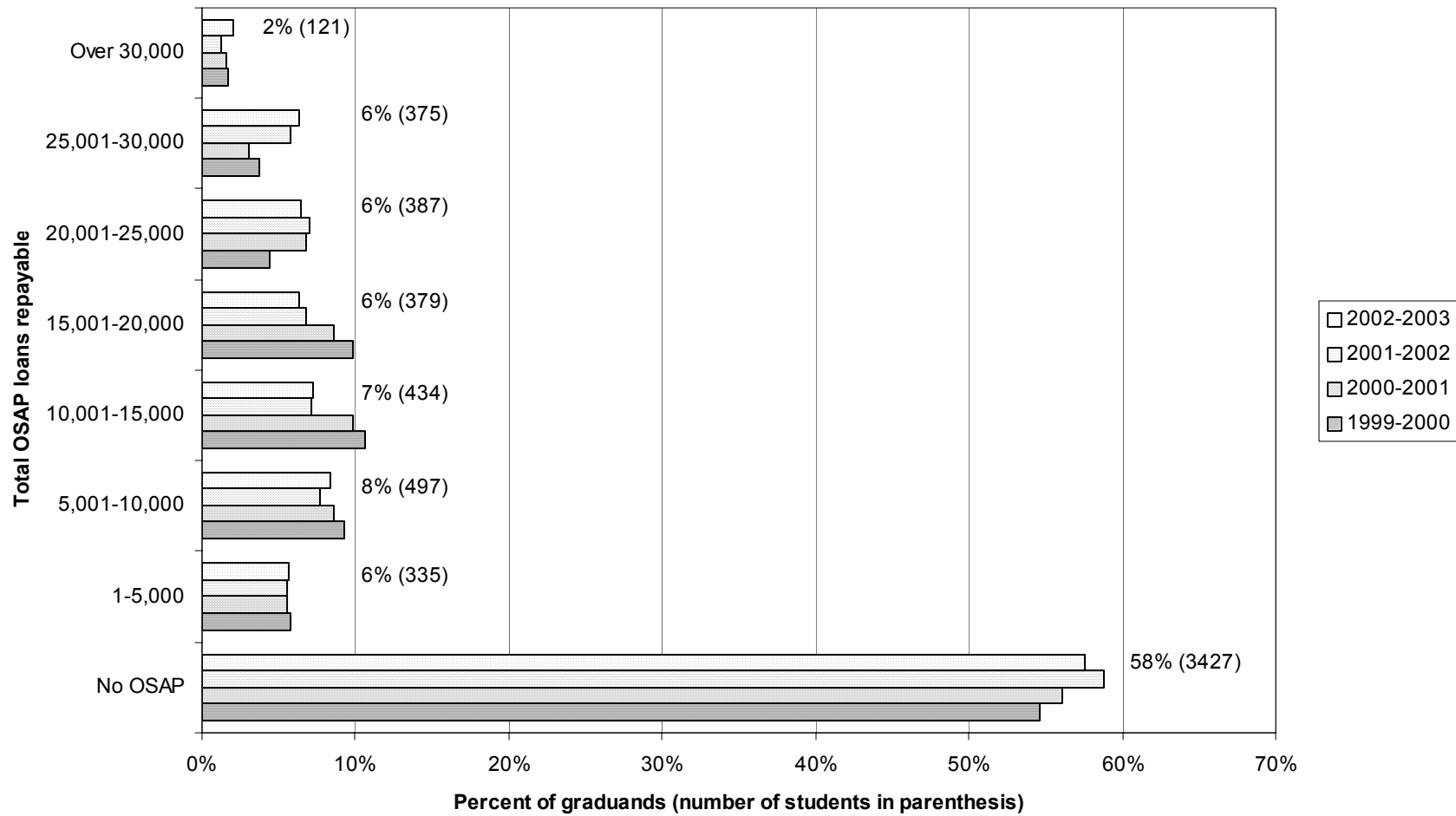
Fund Source Faculty/College/Program	General University		Arts and Science		Medicine		Other faculties/colleges		Total	
	Number	Amount	Number	Amount	Number	Amount	Number	Amount	Number	Amount
A&S St. George	1,816	3,512,168	227	419,605	0	0	1,451	2,047,650	3,494	5,979,423
UTM	466	449,050	7	22,591	0	0	44	51,885	517	523,526
UTSC	484	791,565	7	17,000	0	0	224	264,096	715	1,072,660
TOTAL A&S	2,766	4,752,783	241	459,195	0	0	1,719	2,363,631	4,726	7,575,609
APSC	134	320,965	0	0	0	0	341	932,217	475	1,253,182
ED	197	617,967	1	2,500	0	0	33	98,215	231	718,682
FPEH	55	53,592	0	0	0	0	15	7,003	70	60,595
MUSIC	54	74,210	0	0	0	0	99	158,216	153	232,425
NURS	88	154,558	0	0	0	0	24	84,549	112	239,107
RAD	36	67,931	0	0	0	0	0	0	36	67,931
TOTAL above prof fac	564	1,289,223	1	2,500	0	0	512	1,280,200	1,077	2,571,923
DENT	6	18,936	0	0	0	0	44	33,912	50	52,848
LAW	41	83,539	0	0	0	0	791	1,656,844	832	1,740,383
MED	22	78,853	0	0	444	335,260	9	22,364	475	436,476
PHM	8	17,302	0	0	0	0	337	477,200	345	494,502
TOTAL Dent, Law, Med, Phm	77	198,630	0	0	444	335,260	1,181	2,190,320	1,702	2,724,209
TYP	93	299,332	0	0	0	0	47	46,264	140	345,596
TOTAL TYP	93	299,332	0	0	0	0	47	46,264	140	345,596
MGT	8	15,894	1	5,000	0	0	151	610,064	160	630,957
SGS	570	2,504,946	231	717,653	495	2,810,649	1,216	3,424,310	2,512	9,457,557
TOTAL SGS	578	2,520,839	232	722,653	495	2,810,649	1,367	4,034,373	2,672	10,088,514
OISE/UT	64	278,454	0	0	7	168,295	1,351	2,196,239	1,422	2,642,988
TOTAL OISE/UT	64	278,454	0	0	7	168,295	1,351	2,196,239	1,422	2,642,988
OVERALL TOTAL	4,142	9,339,261	474	1,184,348	946	3,314,204	6,177	12,111,027	11,739	25,948,839

Faculty/College/Program	2001-2002		2002-2003	
	Number of students	Total expenses	Number of students	Total expenses
A&S St. George	481	821,525	520	980,821
UTM	112	158,555	134	217,068
UTSC	115	186,586	154	257,124
TOTAL A&S	708	1,166,666	808	1,455,014
APSC	22	30,947	29	42,185
ED	17	28,478	18	27,633
FPEH	28	50,479	40	69,559
MUSIC	16	22,799	16	26,543
NURS	3	5,738	3	4,296
RAD			2	4,373
TOTAL above prof fac	86	138,442	108	174,590
DENT	1	706	0	0
LAW	14	13,503	12	11,151
MED	2	1,117	4	5,843
PHM	5	9,511	6	10,443
TOTAL Dent, Law, Med, Phm	22	24,837	22	27,437
SGS	146	254,611	133	238,479
TOTAL SGS	146	254,611	133	238,479
OISE/UT	16	28,345	24	40,461
TOTAL OISE/UT	16	28,345	24	40,461
OVERALL TOTAL	978	1,612,901	1,095	1,935,981

Note:

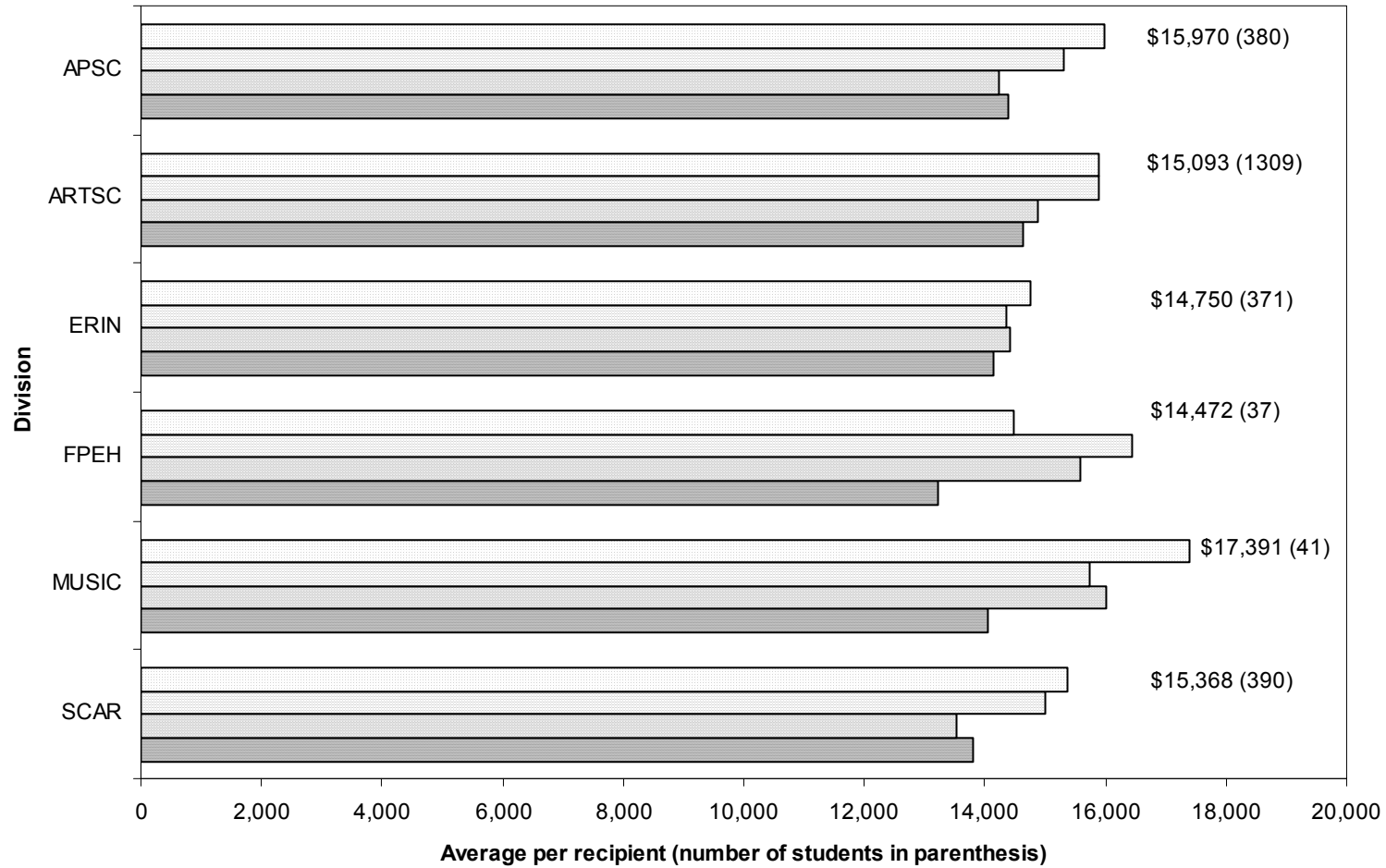
The program is jointly funded by the University (40%) and the Ministry of Training, Colleges and Universities (60%).

Total OSAP Repayable Convocating First Entry Programs



APPENDIX 3
Figure 1

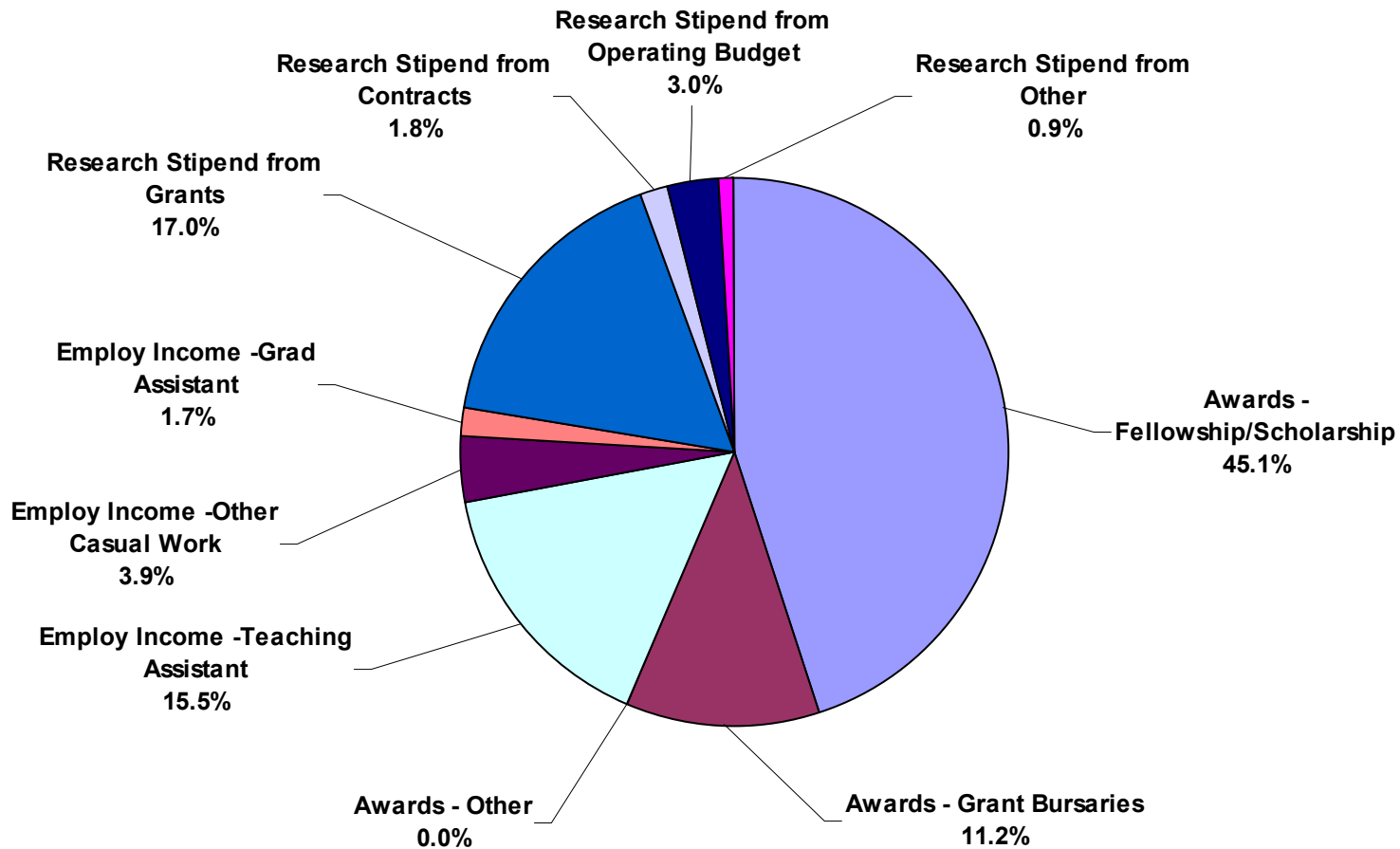
**Average OSAP Debt (for students with debts)
Convocating First Entry Programs**



All Programs by Faculty	2001/2002				2002/2003			
	Award Income	Employment Income	Research Stipend	All Income	Award Income	Employment Income	Research Stipend	All Income
Applied Science & Engineering	\$6,918,902	\$2,504,352	\$8,723,006	\$18,146,261	\$8,435,438	\$2,780,322	\$10,226,543	\$21,442,303
Architecture, Landscape, and Design	532,157	204,259	10,400	746,815	826,023	194,518	-	1,020,541
Arts & Science	25,662,176	12,422,990	7,035,222	45,120,388	28,815,599	14,701,929	7,797,443	51,314,971
Dentistry	484,858	169,180	374,049	1,028,086	520,371	161,719	487,501	1,169,591
Forestry	607,328	123,304	306,434	1,037,065	697,494	154,161	424,000	1,275,656
Information Studies	586,988	464,732	108,187	1,159,907	707,445	548,452	63,009	1,318,906
Law	990,515	141,488	1,664	1,133,667	1,103,898	82,452	40,500	1,226,851
Management	2,803,434	491,072	99,867	3,394,374	2,784,623	479,427	140,858	3,404,908
Medicine	12,047,230	1,338,760	6,457,705	19,843,696	13,904,605	1,534,982	7,717,835	23,157,422
Music	913,444	153,814	136	1,067,394	1,147,619	169,860	3,744	1,321,223
Nursing	462,014	142,531	326,342	930,887	461,004	207,027	413,781	1,081,813
OISE/UT	6,057,829	3,932,114	236,405	10,226,347	7,188,528	4,441,787	250,694	11,881,009
Pharmacy	478,592	167,326	416,936	1,062,855	622,173	183,370	683,180	1,488,723
Physical Education and Health	370,541	142,011	27,708	540,260	312,498	153,144	32,612	498,254
Social Work	1,639,731	223,646	135,812	1,999,189	1,620,007	149,639	192,363	1,962,009
UTM - Mississauga	-	6,888	5,000	11,888	52,300	25,147	2,296	79,743
SGS Centres & Institutes:								
Criminology	234,228	163,273	47,361	444,862	295,500	189,871	56,930	542,300
Drama	959,929	284,247	21,646	1,265,821	1,058,701	328,857	30,008	1,417,566
Industrial Relations	275,362	93,451	1,812	370,625	330,211	88,307	14,400	432,918
Museum Studies	211,169	35,374	-	246,543	154,348	26,313	-	180,661
Russian & East European Studies	191,646	49,032	-	240,678	200,339	46,576	7,000	253,916
South Asian Studies	20,991	648	-	21,639	-	-	-	-
Total SGS Centres & Institutes	1,980,623	727,997	192,426	2,590,168	2,039,099	679,924	108,338	2,827,361
Total	\$62,449,063	\$23,254,492	\$24,335,692	\$110,039,246	\$71,238,724	\$26,647,860	\$28,584,697	\$126,471,281

* totals do not include graduate student funding data from affiliated teaching hospitals

Graduate Funding By Source 2002-2003
UofT Graduate Funding \$126,471,281
Affiliated Hospitals not available



SURVEY RESULTS: UNDERGRADUATE STUDENTS

	2001	2002	2003
STUDENT CHARACTERISTICS			
born outside Canada	36%	43%	44%
visible minority	47%	46%	45%
female	56%	57%	57%
PARENTS' CHARACTERISTICS			
father's education less than post-secondary	35%	35%	34%
mother's education less than post-secondary	40%	43%	43%
parental income less than \$50,000	38%	39%	45%
STUDENT FINANCING			
applied for OSAP	34%	38%	37%
anticipated debt at graduation less than \$30,000	83%	90%	89%

2003 survey

Sample size:	2,610
Completed interviews:	2,309
Response rate:	88.5%

SURVEY RESULTS: STUDENTS IN DENTISTRY, LAW, MEDICINE, PHARMACY

1999* **2002** **2003**

STUDENT CHARACTERISTICS

born outside Canada	34%	29%	30%
visible minority	36%	39%	41%
female	44%	59%	60%

PARENTS' CHARACTERISTICS

father's education less than post-secondary	33%	29%	27%
mother's education less than post-secondary	38%	33%	36%
parental income less than \$50,000	31%	29%	33%

STUDENT FINANCING

applied for OSAP	60%	69%	61%
anticipated debt at graduation less than \$70,000	91%	75%	71%

* The 1999 survey was conducted on upper-year students who were not subject to the deregulated fees for these programs.

2003 survey

Sample size: 2,526
Completed interviews: 2,076
Response rate: 82.2%

SURVEY RESULTS: DOCTORAL-STREAM GRADUATE STUDENTS

	2002	2003
STUDENT CHARACTERISTICS		
born outside Canada	33%	37%
visible minority	27%	28%
female	57%	56%
PARENTS' CHARACTERISTICS		
father's education less than post-secondary	38%	34%
mother's education less than post-secondary	44%	42%
parental income less than \$50,000	37%	50%
STUDENT FINANCING		
1 st to 4 th year in program	80%	82%
receiving fellowship support	67%	72%
applied for OSAP	21%	15%
anticipated debt at graduation less than \$30,000	80%	78%
2003 survey		
Sample size:	2,453	
Completed interviews:	1,891	
Response rate:	77.1%	

SURVEY METHODOLOGY

The Student Finance Survey 2003 was fielded by the Hitachi Survey Research Centre at UTM between November 1 and December 9, 2003. Student Information Services provided program and contact information for all fulltime students registered in first-entry undergraduate, doctoral-stream graduate and professional deregulated-fee programs. From each list, a simple random sample of was drawn; this represented the sample for the group at the entire study level.

Trained telephone interviewers, who work to the ethical standards and guidelines set out by the American Association of Public Opinion Research (AAPOR) implemented data collection under carefully controlled and monitored lab conditions.

Prior to the 2002 survey, the responses with respect to visible minority status were based on analysis of an open-ended question asking respondents to describe their ethnocultural background. For the 2002 and 2003 surveys, the responses were based on the following question: *As defined in the Canada Employment Equity Act, a person in Canada is a member of a visible minority if the person is other than aboriginal and is non-caucasian in race or non-white in colour. Do you consider yourself to be a visible minority in Canada according to this definition?*



A GUIDE FOR PARENTS: STUDENT FINANCIAL PLANNING AND SUPPORT 2003-2004

Admissions and Awards, University of Toronto
315 Bloor Street West, Toronto, M5S 1A3
(416) 978-2190
Web Site:
<http://www.adm.utoronto.ca>

A GUIDE FOR PARENTS: STUDENT FINANCIAL PLANNING AND SUPPORT

Introduction

When you receive this information, your son or daughter may still be in the process of deciding which university to attend, or may already have chosen the University of Toronto. The purpose of this guide is to tell you what the costs may be and to outline the sources of financial assistance available. We hope this information will help parents and students to plan.

We believe that an investment in a University of Toronto education is a valuable investment in the future of your son or daughter. Furthermore, for families which lack the resources to fund that investment, the University is committed to providing assistance. In 1998, the Governing Council of the University approved a new Policy on Financial Support, which states that no student admitted to a program at the University should be unable to enrol or complete the program due to lack of financial means.

Our commitment is based on the assumption that students will first access the government aid for which they are eligible. We assess financial need on the same basis as the Ontario Student Assistance Program (OSAP), because that provides a consistent and verifiable method. For a student who qualifies for the maximum OSAP loan, and who has further assessed need not covered by OSAP, the University will provide the additional assistance **in the form of a non-repayable grant** for undergraduate students. The grant is delivered through a U of T program called UTAPS, University of Toronto Advance Planning for Students.

The University of Toronto is also committed to the principle that each entering student should know, at the time of entry, the level of fees to be charged over the normal course of the full-time program of study.

The Cost of University

The cost of university study includes direct costs (tuition and other fees, books and equipment) and living costs while the student is enrolled.

Tuition fees vary depending on the student's program of study. In 2003-2004, tuition fees for entering Arts & Science students will be \$4,185 for a normal full-time course load. In each of the following three years, students and their parents are assured that further increases will be not more than 5 percent with the exception of Co-op, Commerce, Computer Science and Communication, Culture and Information Technology programs. In addition to tuition fees, students pay incidental fees which vary by college, but average about \$850. Your son or daughter will be sent a fees invoice each year which provides the precise figure.

The cost of books and supplies varies depending on the program of study. An average figure for an undergraduate student is \$750 per year.

The cost of room and board depends, of course, on whether the student lives at home, in residence or off-campus while attending university. Residence fees, including a meal plan, are approximately \$7,300 per year, and increase annually. Whether your son or daughter lives at or away from home, spending money, and funds for transportation will also be needed.

University of Toronto

Advance Planning for Students

Students who are concerned about the financial cost of attending university can obtain an assessment of the amount of funding they can expect to receive from government programs and other forms of financial assistance, by completing a UTAPS application. These applications are available to all Canadian citizens and permanent residents who have applied for admission to full-time studies at the University of Toronto. Notification of UTAPS eligibility is included with the University's offer of admission to undergraduate studies. Students may do a self-assessment using our web-based assessment program, <http://www.adm.utoronto.ca/>. If your son or daughter did not send in the UTAPS application, and through reading

this paper you determine that he or she might qualify for OSAP, it is not too late. The UTAPS application is simply a mechanism for us to provide early information to students. For every new and returning student, the University examines the OSAP assessment, which we receive from the provincial government in September, and identifies all students who qualify for UTAPS grants. We then write directly to the student to notify them of their eligibility.

Government Financial Aid

Students in Ontario are fortunate in having access to a good program of financial aid. OSAP provides a combination of Canada Student Loans and Ontario Student Loans for full-time students. Although the loans must be repaid after graduation, they are interest-free and non-repayable as long as the student is enrolled in full-time university study.

The Ontario Student Opportunity Grant provides partial forgiveness of loans after the student completes his/her academic year. This grant reduces the debt for the school year to a maximum of \$7,000.

As a parent, you are **not** responsible for your son or daughter's student loans, even if he or she is unable to make repayment when the loan comes due. Other OSAP programs which may be of benefit to some students include the Work-Study Plan, and the Bursary for Students with Disabilities. Detailed information is available at the following web site address: osap.gov.on.ca.

It is a basic assumption of the OSAP program that parents will assist their children during their first five years of university study if they are financially able to do so. The OSAP application must be completed by both you and your son or daughter. The form asks that you declare information about your income, and about the number and ages of children in the family. The student is asked to provide details of summer earnings, and other income. The amount and the kinds of assistance for which your son or daughter qualifies is then based on this information. Completing the application does **not** obligate you to provide financial support.

Because OSAP assessments are based on many factors, it can be misleading to provide estimates of the level of assistance which might be

expected. We know, however, that planning is difficult if parents have no idea of how much aid might be available. The following cases are intended only to give you a general sense of how the OSAP program operates:

Four person family with two children, one of whom attends university full-time, Arts and Science from September to May with no assets or income during the school year:

Gross Parental Income	Loan (living at home)	Loan (living away from home out of town)
\$30,000	\$6,800	\$9,300
\$50,000	\$6,200	\$9,300
\$70,000	\$2,200	\$4,300
\$90,000	\$0	\$300

Qualifying students pick up their loan document (a certificate made payable to the student) at their college Registrar's Office after registration is completed. The loan document is validated by the college and given to the student to submit to their lender to cash. The lender receives interest from the government while the student remains in school. This explains why no collateral or co-signer is required and why interest-free loans are not available on demand.

Some parents may be unhappy about revealing the financial information required on the OSAP application. You should know that it is strictly confidential. You will be asked to sign a personalized Consents and Declarations, and Signatures form which allows the Ministry of Training, Colleges and Universities, to verify the income information against your tax return. You will appreciate that it is very important that the OSAP program, which is supported by your tax dollars, be safeguarded against abuse.

Completing the OSAP application accurately takes time, but it is important. If your income is such that you can't afford to pay for your son or daughter's university education, OSAP can provide valuable assistance. For qualifying students, OSAP covers tuition and other fees, and books and equipment, and provides a living allowance which is modest. Many students find that they need to supplement their OSAP award through part-time work or other means.

When you review the information on the OSAP website, you may receive the impression that the program's expectations are inflexible and ignore individual circumstances. This is not true: appeals may be made for a variety of reasons. For example, parents whose income decreases as a result of retirement or job loss may have this factor considered in their son or daughter's assessment. If you are concerned about your situation, or if you have questions, you and your son or daughter are welcome to contact Admissions and Awards (416-978-2190) for advice.

Other Sources of Financial Assistance

Scholarships

The University of Toronto, its colleges and faculties offer approximately 1,500 admission scholarships and over 3,200 in-course scholarships each year. For more information refer to <http://www.adm.utoronto.ca>.

In addition to scholarships offered by the University of Toronto, there are many outside awards. One important, and often overlooked, source is scholarships offered by employers to the children of employees. Many Canadian companies offer such scholarships. If you are uncertain whether your employer offers this benefit, you should check with the human resources office.

Grants

Grants, which are also sometimes called bursaries, are non-repayable sums of money provided by colleges and faculties of the University to assist students who encounter financial difficulties. These grants are of modest value in comparison to the funding available through OSAP and UTAPS. They are awarded on the basis of financial need, often in situations where a student experiences a temporary financial setback during the course of their academic program.

Work-Study

Many students supplement their finances by working part-time. Work-study is a University-run employment program that provides part-time jobs in academic and administrative areas on the campus. The majority of work-study jobs have academic or career-related benefits. In order to participate, students must have demonstrated financial need. Information about work-study is available at the Career Centre.

Financial Counselling

The University of Toronto is committed to ensuring that every student has access to a financial counsellor who can assist them in planning and managing their finances. In Arts & Science, this counselling is provided through the Registrar's Office of the student's college. A counsellor will help your son or daughter to plan a budget for the school year and assist him or her in ensuring that she can access appropriate sources of financial support.

Income Tax and Students

Tuition fees become a tax credit worth 17 percent of the total paid. Full-time students also receive an education credit of \$400 per month. Both the tuition and the education credits may be transferred to a supporting parent or grandparent. Scholarships and grants are considered taxable for the student.

International Students

In order to receive a student authorization from the Canadian government, international students are required to demonstrate that they have the resources needed to cover their costs at university. For this reason, the University does not normally provide financial assistance. International students are, however, fully eligible to be considered for merit-based scholarships on the same basis as Canadian students. Our financial aid counsellors are pleased to discuss financial management and any concerns with our international students.

Additional Ways to Help

Whether or not your finances will allow you to provide funds to your son or daughter at university, there are other ways in which families can offer support. Most importantly, you can co-operate in completing the OSAP application. You can also help by allowing the student to live at home during the summer so that summer earnings can be saved to meet university costs.

If your son or daughter lives at home while attending university (or comes home fairly often), you can provide such things as laundry facilities. Students who live away from home often find that the little things are hard on their budgets - shampoo, detergent, stamps. A "care package" never hurts!

Above all, you can help by speaking candidly to the student about what you can, and cannot, afford to provide. Students deserve to be able to plan realistically: it is important they know ahead of time if they should be expecting to work part-time or to buy used textbooks.

Further Information and Web Site Address

If you or your son or daughter wants more information about financial planning for university, we invite you to speak with the Registrar's Office of your son or daughter's college, or with Admissions and Awards (416-978-2190).

The University of Toronto has a comprehensive web site dealing with student financial aid: <http://www.adm.utoronto.ca>. It provides information about costs, sources of assistance, loans, budget-planning and financial management for students in all programs. There is a link to the financial aid web site from the University of Toronto home page: www.utoronto.ca.