

Enrolment Expansion

An Update of the University's plans

Academic Board
 May 7, 2002

Enrolment Expansion

Combination of;

- demographic changes
- increased participation rates
- changing workplace requirements
- *double cohort* of high school graduates in 2003-04.

PricewaterhouseCoopers' Report

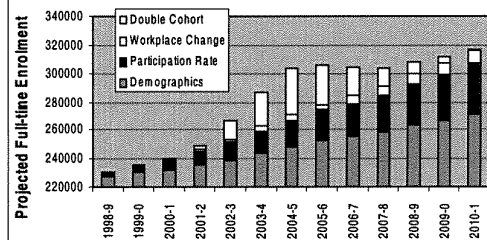
March 1999

Projected system increases over 1998-99 levels

- 74,000 extra students by 2004 (32% increase)
- 89,000 extra students by 2010 (39% increase)
- SuperBuild Capital funding provided for < 33,000 students

Projected Increase in Student Demand

Chart 17 from PricewaterhouseCoopers' Report Will there be room for me, March 1999

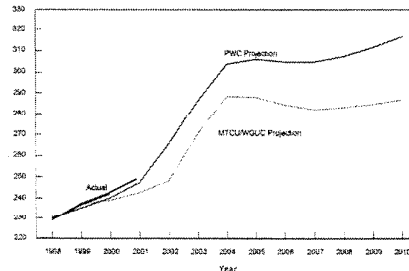


MTCU / COU Working Group

Did not accept PricewaterhouseCoopers' participation rate assumption.

- PricewaterhouseCoopers
74,000 extra students by 2004 (32%)
- MTCU / COU Working Group
57,559 extra students by 2004 (25%)
- Difference of 16,441 students.

Projected Full-Time Enrolment in Ontario Universities



From Enrolment Review, COU Report, August 2001

University of Toronto Response

Discussion Paper on Expanding Enrolment; Nov, 99

- framed the issues
- discussed in Governance
- published in the *Bulletin*

Framework for Enrolment Expansion at U of T

- endorsed by Governing Council in April 2000
- provided a policy structure to guide the University's response to enrolment expansion

Framework for Enrolment Expansion at U of T

- Emphasised the need to maintain a balance between enrolment in different levels of study (first-entry undergraduate, second-entry and professional graduate and undergraduate, and doctoral stream.
- Proposed significant expansion (50% to 100% over 1997-98 levels) at UTM and UTSC and highlighted the need to re-think Governance arrangements between the three campuses.
- Proposed a modest increase in enrolment on the St George Campus.

Framework for Enrolment Expansion at U of T

Increase on the St George Campus;

- the enrolment increase resulting from phasing out the fifteen-credit degree
- expansion in second-entry professional programs unique to U of T (e.g. Pharmacy, Nursing etc.)
- expansion in programs which meet special needs (e.g. OT, PT, Medical Radiation Sciences etc.)
- expansion in programs which offer special opportunities for growth (e.g. MBA etc.).

Framework for Enrolment Expansion at U of T

- envisaged expansion between 8,000 and 14,400 students
- 60% occurring at UTM and UTSC
- underscored the need for
 - operating funding
 - capital funding
 - student support
- expansion only to occur to the extent that the minimum entering averages can be maintained

Framework for Enrolment Expansion at U of T

- expansion only to occur to the extent that the minimum entering averages can be maintained

U of T proposing to increase by < 25%
System now projected to increase by > 35%

U of T's applicant pool is increasing at a greater rate than the System.

Number of applicants:

In 2001-02; U of T increase 11.1%, System increase 6.4%
In 2002-03; U of T increase 16.9%, System increase 14.2%

Number of applications:

In 2001-02; U of T increase 10.6%, System increase 8.3%
In 2002-03; U of T increase 19.6%, System increase 18.3%

On July 22nd 2000, MTCU requested Institutional plans for enrolment growth, 2001-02 through 2005-06.

University of Toronto's Enrolment Plan, August 2000

- planned for a total enrolment increase of 12,800
- increases of 85% and 80% at UTM and UTSC
- emphasised the need for
 - operating funding
 - capital funding
 - student support
- assumed that the need for 74,000 extra students, as quantified by PWC, had been accepted.

University of Toronto's Enrolment Plan

A September 14th memorandum from MTCU clearly indicated that the Government's *projected requirements* was a system increase of 57,559 not 74,000. It also stated;

For purposes of this exercise, university enrolment plans should not be contingent upon capital funding from the Province. This represents an assumption for purposes of this exercise and is not a policy decision. If an institution wishes to do so, it may discuss its future capital needs in a footnote or a separate document.

University of Toronto's Enrolment Plan

The University's submission of September 29th 2000 contained two enrolment plans:

- 1 An increase of 4,000 students without additional capital funding making use of the SuperBuild projects and a more efficient use of existing plant.
- 2 An increase of 9,000 reflecting the lower projected system increase requirements. This plan produced increases of approximately 50% at UTM and UTSC over 1997-98 levels.

Implementation of the second plan was conditional on adequate capital funding.

Both plans were conditional on adequate operating funding.

Funding Announcement May 2001 Ontario Budget

- full average operating grant funding through to 2003-04 for the Ministry's projected U/G enrolment increases
- \$25.8M in 2001-02 increasing to \$220M in 2003-04
- \$20M was provided for *first-entry undergraduate* enrolment increase in 2001-02
- \$5.8M was allocated for *second-entry professional and graduate* enrolment to be allocated, in 2001-02 only, in proportion to the universities' current share of these students
- A process to be developed for future allocation of funding for the second-entry professional and graduate group

Detailed U of T Enrolment Plans

- Program changes and enrolment plans already approved and funded and now in process of implementation (e.g. the move to graduate only programs in the Faculty of Architecture, landscape and Design)
- Program changes and enrolment plans already approved with funding sources already identified as other than MTCU enrolment expansion funding (e.g. ATOP, MD expansion MBiotech, Nursing etc.)
- Program changes and enrolment plans proposed in *Raising Our Sights (ROS)* plans where implementation was conditional on funding e.g. Pharmacy expansion, move to graduate programs in OT,PT, MBA expansion etc.)

Detailed U of T Enrolment Plans continued

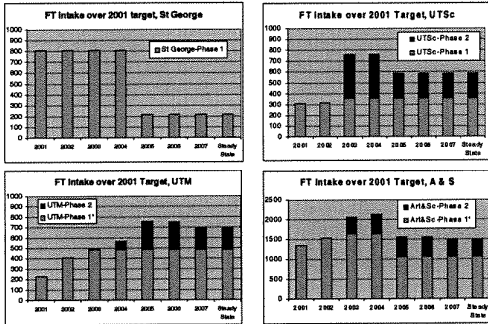
- The need for additional enrolment expansion to help meet the projected increase in demand for university places (e.g. arts & science programs on all three campuses)
- The need for additional enrolment in doctoral stream programs to maintain a balance between enrolments in different levels of study.

Detailed U of T Enrolment Plans

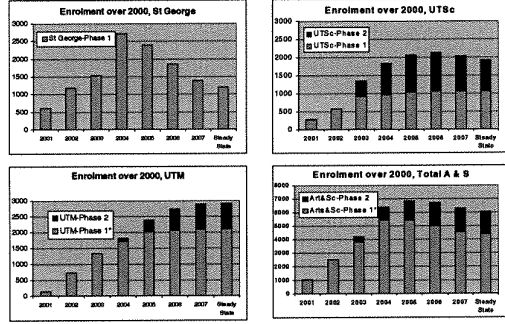
Formation of Enrolment Expansion Working Group,
June 2001

- recommended increasing the University's 2001-02 intake targets in response to a 6.4% system increase in applicants (11% at UofT)
- as a result total enrolment in first-entry programs increased over 2000-01 levels by some 1,000 students
- expansion planning for UTM and UTSC developed in two phases
 - Phase 1, expansion is limited to what can be accommodated in the capital construction currently in advanced planning and construction
 - This construction is being financed by SuperBuild, donations and a modest level of debt to be serviced by operating grant and tuition fee revenues
 - Phase 2 to proceed upon receipt of capital funding from the Province

Intake Projections, Arts & Science all three campuses



Total Enrolment Projections, Arts & Science all three campuses



Planned Enrolment Growth in Publicly Funded Programs Increase over 2000-01, Eligible FTEs

	01-02	05-06	Steady State
Total UG	1,161	7,833	6,907
Total Masters	342	1,040	1,043
Total Doctoral	14	331	331
Total Increase	1,518	9,205	8,281
Total UTM	243	2,533	3,049
Total UTSC	286	2,055	1,920
Total St George	975	4,286	2,981
Total Doctoral	14	331	331
Total Increase	1,518	9,205	8,281

Resource Allocations

Resources will be provided to Divisions for **approved** enrolment increases beyond their 2000-01 level.

Divisions will receive;

- 75% of operating grant plus
- 75% of tuition fee revenue net of mandated student aid
- for Phase 1 at UTM and UTSC,
 - 90% of the funding generated will flow to reflect the debt service costs assumed by the two Divisions for the capital expansion associated with Phase 1
- resource allocations for increases in doctoral enrolment will be tailored to a Division's needs to ensure compliance with the Graduate Funding Guarantee.