



FOR INFORMATION

PUBLIC

OPEN SESSION

TO: Business Board

SPONSOR: Professor Sandy Welsh, Vice-Provost, Students
CONTACT INFO: 416-978-3870, vp.students@utoronto.ca

PRESENTER: Same as above
CONTACT INFO:

DATE: March 7, 2019 for March 18, 2019

AGENDA ITEM: 2(c)

ITEM IDENTIFICATION:

Annual Report on Student Financial Support, 2017-18

JURISDICTIONAL INFORMATION:

Governance responsibility for student financial support resides with the Committee on Academic Policy and Programs, which considered this *Report* on February 27, 2018.

The Business Board receives the *Report* as context for its consideration of the tuition fee schedules.

GOVERNANCE PATH:

1. Committee on Academic Policy and Programs [for information] (Feb. 26, 2019)
- 2. Business Board [for information] (March 18, 2019)**
3. Executive Committee [for information] (March 26, 2019)
4. Governing Council [for information] (April 4, 2019)

PREVIOUS ACTION TAKEN:

None.

HIGHLIGHTS:

The *Policy on Student Financial Support*, approved by the Governing Council in April 1998, calls for an annual report to provide information on need-based aid by academic division, OSAP debt-load for students graduating from undergraduate direct-entry programs, and

HIGHLIGHTS CONTINUED:

funding for graduate students in doctoral stream programs. The report has been expanded in recent years to provide a fuller picture of financial assistance offered to students at the U of T.

FINANCIAL IMPLICATIONS:

In 2017-18, the university spent \$211.1M in total student assistance. This robust student aid program ensures that the university remains accessible to students with financial need.

RECOMMENDATION:

For information.

DOCUMENTATION PROVIDED:

- Annual Report on Student Financial Support, 2017-18

ABOVE AND BEYOND: ENSURING ACCESS TO A U OF T EDUCATION

2017-18 Annual Report on
Student Financial Support

Office of the Vice-Provost, Students
University of Toronto



UNIVERSITY OF
TORONTO

CONTENTS

1. BACKGROUND	3
2. STUDENT FINANCIAL SUPPORT DATA 2017-18	4
Total Support	5
Need-Based Support	7
Merit-Based Support	8
Other Student Financial Supports	8
3. ACCESS	15
OSAP	16
UTAPS Grants	21
Student Access Guarantee	23
Institutional Scholarships and Bursaries	25
Net Tuition	26
4. APPENDICES	27
Appendix A: Doctoral-Stream Student Support by SGS Division	27
Appendix B: The Graduate Funding Fact Sheet	30
Appendix C: Summary	32

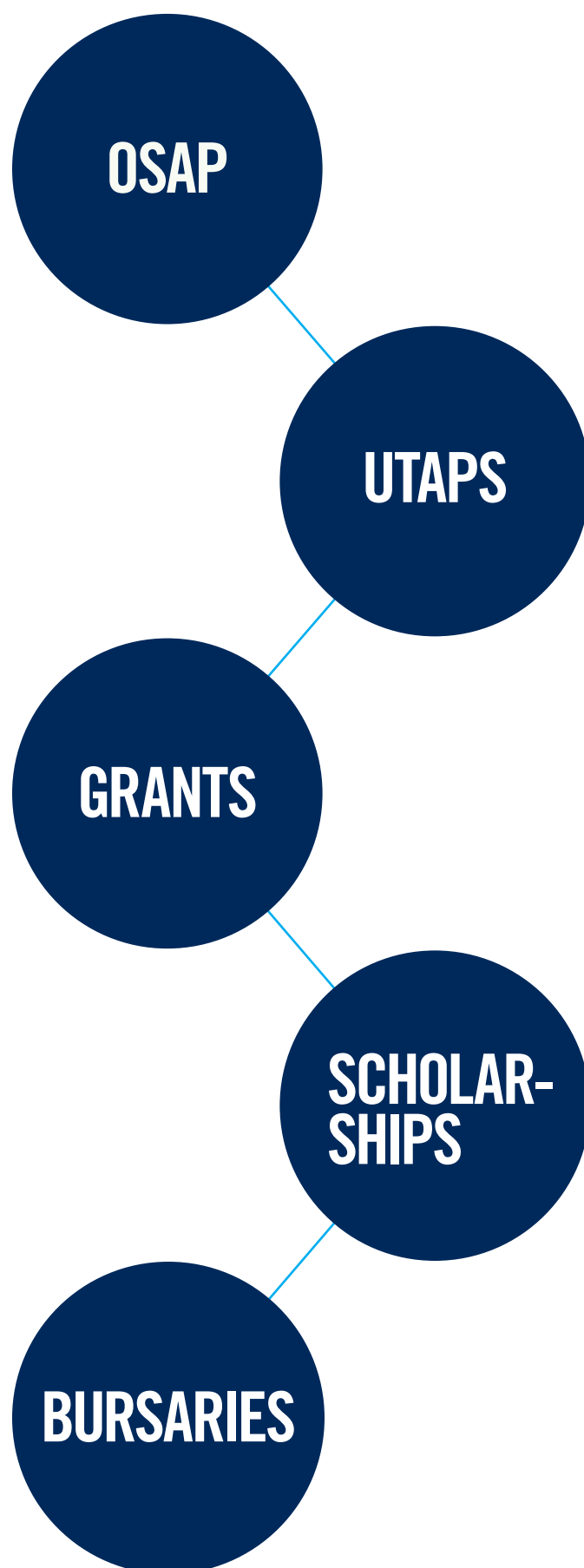
1. BACKGROUND

Undergraduate and graduate students at the University of Toronto have access to a wide range of financial supports through the university in addition to those available through government loan and grant programs like the Ontario Student Assistance Program (OSAP). Some are based on need, and others on measures of merit, such as academic achievement or leadership. There are supports for international and Canadian students as well as dedicated supports for students with disabilities. Many of these forms of aid do not have to be repaid.

Student support is funded by a mix of university operating dollars and donated funds; the latter may be used only in accordance with the terms of the donation.

In doctoral-stream programs, many graduate students are eligible to receive funding for up to five years of study and are eligible for various external awards (OGS/QEIIGGST) and University of Toronto completion awards in the years beyond. Many professional master's program students are eligible for bursaries funded by their program and/or have access to private loan assistance.

As required by the Governing Council policy, this annual report includes detailed information on financial support by academic division, OSAP debt-load for students graduating from undergraduate direct-entry programs, and funding for doctoral-stream students. In addition, this report attempts to provide a wider view of financial support and related issues relevant to the University of Toronto.



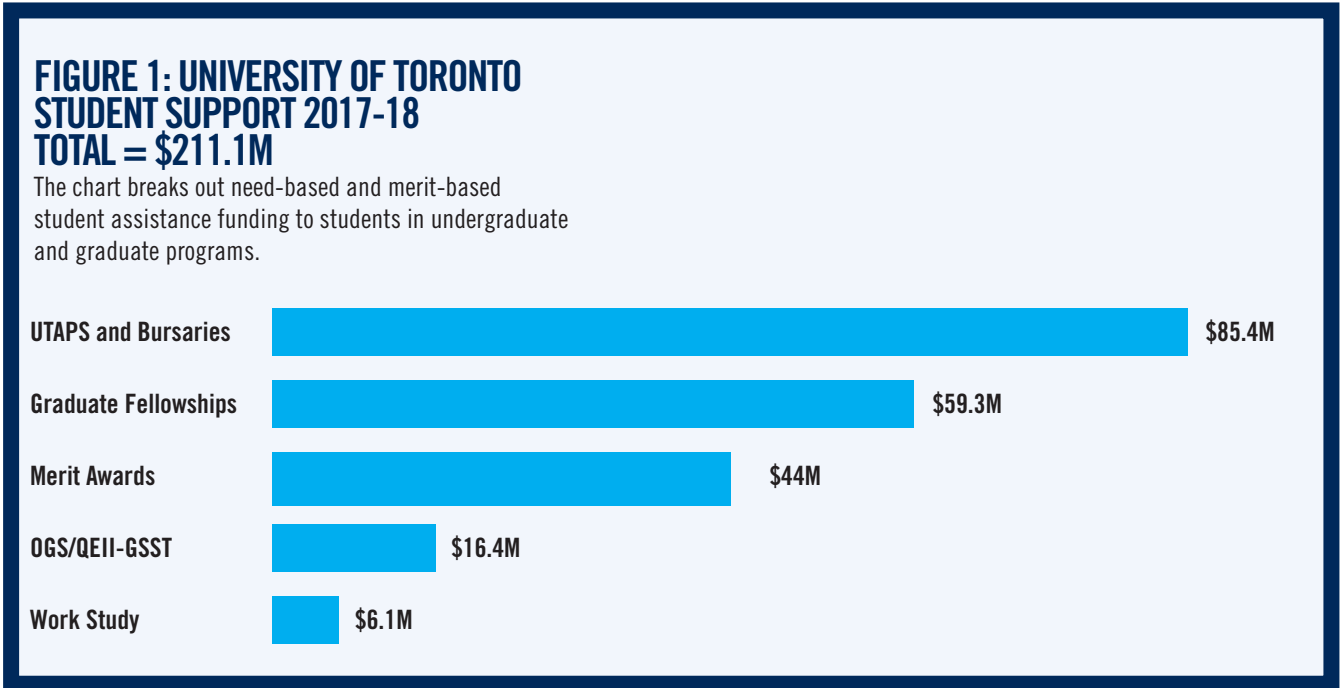
2. STUDENT FINANCIAL SUPPORT DATA 2017-18

For the purposes of this report, direct-entry undergraduate programs are programs of study into which a student may be admitted directly from high school. Second-entry undergraduate programs are programs of study that require a student to have some university preparation before admission to the program.



TOTAL SUPPORT

In 2017-18, the university provided **\$211.1M** in student support, as defined for financial reporting purposes and reported in Schedule 4 of the university’s 2017-18 financial statements. The major components of this funding are provided in Figure 1.



Notes:

(1) Student Support figures do not include funds paid to Research Assistants (RA), Graduate Assistants (GA), and Teaching Assistants (TA). Research Stipends (T4A income) along with RA, GA and TA income amounts are reported as compensation expenses and included in Figure 3.
 (2) The Ontario Graduate Scholarships, the Queen Elizabeth II Graduate Scholarships in Science and Technology (OGS/QEII-GSST) and the Trillium Scholarships are cost shared with the Province of Ontario. The province contributes two thirds of the funding and the University of Toronto contributes the remainder. The amount presented in Figure 1 reflects total combined expenditures.

PABLO

MEETING THEIR NEEDS PROFILES OF UNIVERSITY OF TORONTO STUDENTS RECEIVING FINANCIAL AID

UTAPS ASSISTANCE FOR TUITION FOR HIGH DEMAND PROGRAMS

Pablo is a first year Bachelor of Engineering student. He is married and his spouse also is a full-time postsecondary student. The couple has no children. As OSAP did not fully meet Pablo's needs, the University of Toronto provided him with a \$10,496 UTAPS grant.

While Pablo was in school, interest that accrued on Pablo's loan was paid by government.

\$16,451
TUITION & FEES

\$7,299
OSAP GRANTS

\$10,496
UTAPS GRANT

PLUS
\$6,930
OSAP LOANS

NET
TUITION
\$-1,344

Net Tuition: After subtracting **non-repayable** grants, Pablo's tuition and fees were reduced to zero, and \$1,344 was left to be applied to other expenses.

CLAIRE

MEETING THEIR NEEDS PROFILES OF UNIVERSITY OF TORONTO STUDENTS RECEIVING FINANCIAL AID

UTAPS ASSISTANCE FOR REGULAR TUITION FEES

Claire is in the first year of the International Management Business program at the University of Toronto Scarborough campus. She is a single student living at home during her studies. As OSAP did not fully meet Claire's needs, the University of Toronto provided her with a \$1,364 UTAPS grant.

Claire's parents' combined income is \$68,900. She is one of three children in the family, two of whom are enrolled in postsecondary studies. While Claire was in school, interest that accrued on her loan was paid by government.

\$8,371
TUITION & FEES

\$5,652
OSAP GRANTS

\$1,364
UTAPS GRANT

PLUS
\$5,348
OSAP LOANS

NET
TUITION
\$1,355

Net Tuition: Claire's tuition and fees expense effectively was reduced to \$1,355 or 16% of the published fee after subtracting **non-repayable** aid.

NEED-BASED SUPPORT

The university provided **\$85.4M** in need-based student support (i.e., UTAPS and divisional support) in 2017-18. Of the need-based aid provided, about 70% went to students in undergraduate programs. Graduate students received about 30%. Information on UTAPS expenditure levels is provided in Section 3 -- *UTAPS Grants*.

FIGURE 2: UNIVERSITY OF TORONTO FUNDING BY ACADEMIC DIVISION TOTAL = \$91.5M

The table shows funding (i.e., undergraduate and graduate) by academic division for 2017-18.

	OSAP (A)	UTAPS (B)	Divisional Support (C)	Work Study (D)	Total University Funding (B+C+D)
Applied Science & Engineering	\$ 25,959,834	\$ 10,534,365	\$ 1,949,819	\$ 153,963	\$ 12,638,148
Architecture, Landscape, and Design	\$ 5,942,302	\$ 1,107,032	\$ 111,760	\$ 272,827	\$ 1,491,619
Arts & Science, St. George	\$ 116,846,590	\$ 10,237,496	\$ 9,757,774	\$ 2,684,684	\$ 22,679,955
Dentistry	\$ 6,197,747	\$ 507,212	\$ 274,098	\$ 657	\$ 781,967
Forestry	\$ 560,239	\$ 18,446	\$ 163,401	\$ 10,732	\$ 192,579
Information	\$ 3,822,842	\$ 768,494	\$ 304,347	\$ 135,367	\$ 1,208,207
Kinesiology and Physical Education	\$ 6,206,556	\$ 92,351	\$ 262,095	\$ 93,421	\$ 447,868
Law	\$ 5,569,879	\$ 7,843	\$ 3,626,671	\$ 17,096	\$ 3,651,611
Management	\$ 3,746,740	\$ 2,642	\$ 6,176,014	\$ 35,519	\$ 6,214,175
Medicine	\$ 28,807,765	\$ 1,451,398	\$ 11,977,681	\$ 110,329	\$ 13,539,408
Music	\$ 3,899,530	\$ 327,955	\$ 797,245	\$ 94,820	\$ 1,220,020
Nursing	\$ 6,116,177	\$ 253,416	\$ 668,683	\$ 27,426	\$ 949,525
OISE	\$ 14,200,815	\$ 2,249,432	\$ 1,987,367	\$ 228,757	\$ 4,465,555
Pharmacy	\$ 11,301,562	\$ 1,035,182	\$ 798,056	\$ 8,697	\$ 1,841,936
Public Health	\$ 3,357,713	\$ 503,350	\$ 758,229	\$ 52,670	\$ 1,314,249
Social Work	\$ 3,673,318	\$ 470,562	\$ 616,023	\$ 73,810	\$ 1,160,395
University of Toronto Mississauga	\$ 74,294,235	\$ 5,859,857	\$ 1,817,426	\$ 937,678	\$ 8,614,961
University of Toronto Scarborough	\$ 81,305,406	\$ 6,364,957	\$ 1,568,488	\$ 1,132,829	\$ 9,066,274
2017-18 Total	\$ 401,809,250	\$ 41,791,990	\$ 43,615,178	\$ 6,071,282	\$ 91,478,451
2016-17 Total (for comparison)	\$ 320,775,451	\$ 40,940,485	\$ 37,157,788	\$ 5,200,462	\$ 83,298,735

Notes:

- OSAP consists of federal and provincial repayable and non-repayable funding.
- UTAPS consists of \$39.7M from operating and \$2.1M from endowed and expendable accounts.
- Divisional support includes undergraduate and graduate need-based and merit-based awards provided by the academic divisions and centrally funded emergency aid administered by Enrolment Services.

- Work Study includes central and divisional contributions to wages and employment benefits.

MERIT-BASED SUPPORT

In 2017-18, \$44M in merit-based awards was provided to University of Toronto students. Undergraduate students received \$22.4M and graduate students received the remaining \$21.6M. In 2017-18, undergraduate merit-based support included the National and Arbor Scholarships, the University of Toronto Scholarships, the Lester B. Pearson International Admissions Scholarship, the President's Scholars of Excellence Program, and the Connaught Scholarships for graduate students.

OTHER STUDENT FINANCIAL SUPPORTS

DIVISIONAL AWARDS

Many students, whether or not they receive government aid and the University of Toronto Advanced Planning for Students program (UTAPS), do qualify for merit and need-based awards through their academic divisions. These awards are based on the division's assessment of the student's individual circumstances. In 2017-18, divisions provided \$43.6M in funding to students. About 60% of the funding was issued to undergraduates. Graduate students received the remainder.

WORK STUDY

The University of Toronto Work Study program, implemented in 2012-13, is open to undergraduate and graduate students studying on a full time or part time basis (i.e., taking course loads of at least 2.0 credits over the fall/winter terms or at least 1.0 credit over the summer term) and international undergraduate and graduate students studying on a full time basis. Work Study students do not have to demonstrate financial need, though in

2017-18 a little more than half were OSAP recipients.

Rethinking undergraduate education is one of three priorities identified by University of Toronto President Meric Gertler in *Three Priorities: A Discussion Paper* (2015). Key elements of this priority include experience-based learning and facilitating the transition from study to work. The experiential learning opportunities provided through Work Study do both.

Seventy percent of wages in the Work Study program are funded using central funds and 30% by the hiring units. Further, employers are permitted to use their Personal Expense Reimbursement Allowance (PERA) funds to cover the hiring unit contribution to student wages.

For 2017-18, about 4,700 Work Study positions were available and about 3,550 students were hired. There are many reasons why the number of positions available differs from the number of students hired. Employers' plans may change; in other cases, employers are unable to find a student with the skill set to match the position or there are no applications.

In 2016-17, the University of Toronto made program decisions to ensure that even more students have access to the Work Study program. This included expanding the program to include students studying on a part-time basis as well as international students. The Work Study budget is increased annually, as are other student financial support program budgets, and the employer contribution to wages increased to 30%, up from 20%.



AYTAN

MEETING THEIR NEEDS PROFILES OF UNIVERSITY OF TORONTO STUDENTS RECEIVING FINANCIAL AID

UTAPS ASSISTANCE FOR REGULAR TUITION FEES

Aytan is in the third year of a Bachelor of Arts program. She is a single student with a permanent disability who is living away from home during her studies. As OSAP did not fully meet her needs, the University of Toronto provided Aytan with a \$2,385 UTAPS grant. In addition, Aytan received a needs-based grant of \$4,500 from her college.

Her parents' combined income is \$68,759 and she is one of two children in the family, both of whom are enrolled in postsecondary studies.

While Aytan was in school, interest that accrued on her loan was paid by government.

\$8,439
TUITION & FEES

\$9,210
OSAP GRANTS

\$2,385
UTAPS GRANT

\$4,500
UofT GRANT

PLUS
\$7,940
OSAP LOANS

**NET
TUITION
\$-7,656**

Net Tuition: After subtracting **non-repayable** grants, Aytan's tuition and fees were reduced to zero, and \$7,656 was left to be applied to other expenses.

EASTON

MEETING THEIR NEEDS PROFILES OF UNIVERSITY OF TORONTO STUDENTS RECEIVING FINANCIAL AID

OSAP LOAN AND GRANT SUPPORT

Easton is in the fourth year of a Bachelor of Arts program. He is a single student living away from home during his studies.

His parents' combined family income is \$239,400 and he is one of two children in the family, both of whom are enrolled in postsecondary studies. Even at this level of family income, the assessed cost of two children in postsecondary studies means Easton qualified for OSAP (i.e., \$2,068 in loan funding). He also was awarded a bursary valued at \$2,500 by his college.

While he was in school, the interest that accrued on Easton's loan was paid by government.

\$8,439
TUITION & FEES

\$2,500
UofT GRANT

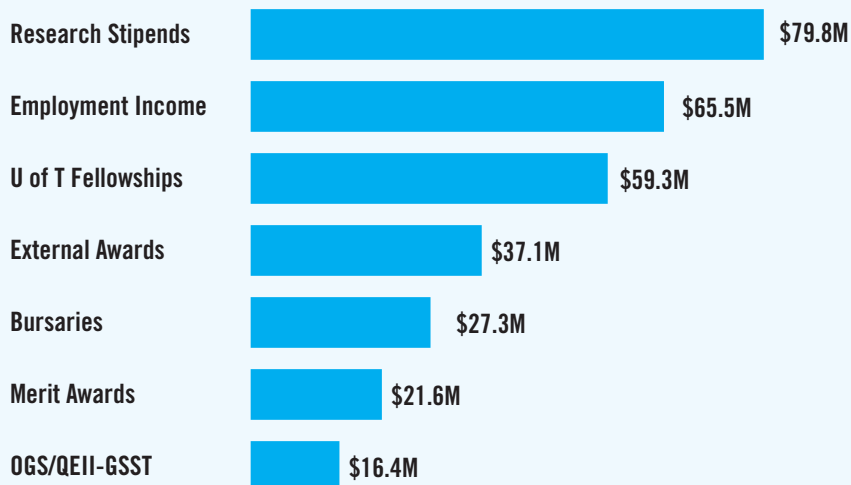
PLUS
\$2,068
OSAP LOANS

**NET
TUITION
\$5,939**

Net Tuition: Easton's tuition and fees expense effectively was reduced to \$5,939 or 70% of the published fee after subtracting **non-repayable** aid.

FIGURE 3: FINANCIAL SUPPORT FOR ALL GRADUATE STUDENTS TOTAL = \$306.9M

The chart identifies the sources of financial support for graduate students for 2017-18. Total financial support provided was \$306.9M, including \$21.1M in support to graduate students at affiliated hospitals.



DOCTORAL-STREAM STUDENT SUPPORT FOR DOMESTIC AND INTERNATIONAL STUDENTS

The University of Toronto is committed to the financial support of domestic and international graduate students in doctoral stream programs. While the duration of the commitment varies among the graduate units, one year of master's study and four years of PhD study are most common. Funding packages for eligible students are arranged by faculties/graduate units, and may consist of some combination of University of Toronto Fellowships, faculty or departmental grants, scholarships or bursaries, employment income, research stipends, and external awards. Across units, base funding ranges from \$15,500 - \$28,000 for PhD students plus academic tuition and incidental fees, however actual incomes can be considerably higher, as there are often opportunities for additional awards, research stipends, and employment income (<http://www.sgs.utoronto.ca/gradfunding/Pages/default.aspx>)

Students in doctoral-stream programs may receive funding provided as stipends from their supervisors' research grants. They may also receive funding as Teaching Assistants, Graduate Assistants, and Research Assistants. Some students in doctoral-stream programs may also receive funding from the federal government through SSHRC, CIHR and NSERC grants, as well as provincial, corporate, and foundation grants. International students may receive funding through the Connaught International Scholarships for Doctoral Students. Though some assistance provided to students in doctoral-stream programs is included in Figure 2, a significant amount of funding (i.e., employment income) is provided/earned in addition to the funding packages.

The total amount of funding received by students in doctoral-stream programs in 2017-18 was \$306.9M, an increase of about 8% over 2016-17 levels. This includes \$21.1M in funding provided to University of Toronto students conducting research in hospitals affiliated with the university.

The major components of the \$306.9M in doctoral-stream student funding are shown in Figure 3. Further details on doctoral-stream student support, including funding to students broken out by School of Graduate Studies (SGS) division and by academic division, are included in Appendix A. Information is also available online. Appendix B contains the Graduate Student Funding Fact Sheet.

To further enhance the funding available to graduate students, in 2011 the Provost's PhD Enhancement Fund was established as a special matching program to support divisional fundraising campaigns. A \$6M one-time-only pool of funding was created to match endowed donations on a 1:1 basis. Available funds were allocated to each division on the basis of the number of PhD students in a division. At April 30, 2018, endowed donations and matching through the Provost's PhD Enhancement Fund resulted in total endowments of \$19.2M.

SUPPORT FOR STUDENTS STUDYING ON A PART-TIME BASIS Noah Meltz Student Assistance Program for Part-Time Undergraduate Students

Implemented in 1998, the Meltz Bursary provides non-repayable assistance to undergraduate students studying on a part-time basis, as defined by OSAP (i.e., taking less than 60 percent of a full course load). Qualifying students receive bursary funding to cover tuition and fees for up to three courses over an academic year (i.e., two courses in fall/winter and one course in summer) as well as books, transportation and childcare.

In 2017-18, single students with a gross annual income of less than \$25,200 qualified for a Meltz Bursary. Prior to 2013-14, a single student qualified with income of \$14,000 or less.

In 2017-18, approximately \$390,000 was disbursed to about 180

students. By comparison, in 2016–17, \$431,000 was disbursed to 193 students. In addition to receiving Meltz funding, qualifying students with documented disabilities may apply for up to \$2,000 in disability-related supports and services (e.g., note takers, specialized software) through the Province of Ontario's Bursary for Students with Disabilities (BSWD). In 2017–18, there were 114 University of Toronto students with disabilities who received Meltz and BSWD funding. Payments to these students totaled about \$200,000.²

SUPPORT FOR STUDENTS WITH DISABILITIES

The University of Toronto provides funding for students with disabilities through the Alternate Grant and the School of Graduate Studies' Accessibility Grant.

The Alternate Grant, established in 2006, provides assistance for disability-related support costs in excess of the maximum disability-related funding available through a student's province or territory. For example, Ontario students with disabilities may require an Alternate Grant if their support costs exceed the maximum disability support funding available through OSAP (i.e., \$10,000). In 2017–18, University of Toronto students with disabilities received about \$1.2M in disability-related supports and services through OSAP. Alternate Grant expenditures were about \$33,000 to 21 students.

The Alternate Grant is available to undergraduate and graduate students with the exception of students in the Faculty of Law, Rotman School of Management, Faculty of Medicine, and the Toronto School of Theology because these faculties administer their own financial aid programs.

There are no Alternate Grant funding maximums. The amount a student may receive depends on their support costs and the disability-related funding they receive from their province or territory.

The School of Graduate Studies' Accessibility Grant provides funding to graduate students with significant educational expenses not covered by the student, the graduate unit, the province, or federal agencies. The grant assists with accommodations necessary to meet unexpected needs arising from the particular demands of the graduate program. In 2017–18, 14 graduate students shared about \$20,000.

SUPPORT FOR CROWN WARDS

Introduced in 2013–14, the University of Toronto Crown Ward Grant provides eligible students with non-repayable funding of up to 50% of tuition, to a maximum of \$3,000 per year. To be eligible, a student must be registered in a direct-entry program, be receiving OSAP, and have self-identified on their OSAP application as being a Crown ward, former Crown ward or that they are in receipt of the Government of Ontario's Extended

Care and Maintenance Allowance. Prior to 2017–18, students who received the grant received similar funding from the Government of Ontario to cover the remaining 50% of tuition costs, to a maximum of \$3,000. Combined, Crown wards could receive grant funding to cover 100% of their tuition costs, to a maximum of \$6,000 per year. Starting in 2017–18, as part of the OSAP restructuring, Ontario's crown ward grant was folded into the Ontario Student Grant. The University of Toronto continued to provide its Crown Ward Grant. In 2017–18, the University of Toronto Crown Ward Grant assisted 33 students. Program expenditures were about \$61,000.

SUPPORT FOR INDIGENOUS STUDENTS

The University of Toronto provides a wide range of financial supports to Indigenous students. Through First Nations House, undergraduate and graduate Indigenous students can learn about and access these supports. Currently, the university has total endowments dedicated to Indigenous students of about \$6.5M. In 2017–18, about \$550,000 in Indigenous funding was issued to 124 students. In 2016–17, just over 100 students shared \$520,000.

SUPPORT FOR INTERNATIONAL STUDENTS

A key priority for the University of Toronto is to continue to attract top international students from around the world. International students are defined as students who are not Canadian citizens, permanent residents or protected persons, and who are in Canada on a study permit or other visa.

In 2017–18, the university provided \$16.1M in merit and need-based grants (exclusive of University of Toronto graduate fellowships) to 2,312 undergraduate and graduate international students. About 80% of this funding was merit based. About 60% of the funding was paid out of central university funds; the remainder was funded by the academic divisions.

Included in the reported expenditures is about \$4.5M directed to international students attending the University of Toronto as part of the MasterCard Foundation Scholars Program. This University of Toronto and MasterCard Foundation program, implemented in 2013–14, provides full scholarships to talented yet financially disadvantaged University of Toronto students who are residents and citizens of a Sub-Saharan African country. The scholarship value is equivalent to the cost of attaining a Bachelor's degree, including travel, tuition, textbooks, housing, food and living expenses. Scholarship recipients also receive financial, academic, social, and post-graduation support to help them gain the experiences and skills needed to succeed. In 2017–18, there were 53 MasterCard Scholars Program participants at the University of Toronto. This was the final year students were admitted into this program.

In 2007 the University of Toronto International Admissions Scholarship was implemented. The award is based on merit and need, and recognizes a small number of exceptional international

² 2016–17 Meltz/BSWD funding was incorrectly reported in the 2016–17 Report. In 2016–17, 101 University of Toronto students shared \$230,000

direct-entry applicants. Recipients receive full financial support throughout their undergraduate studies. There are currently five such international scholars enrolled at the university. Starting 2017-18, the University of Toronto International Admissions Scholarship was replaced by the Lester B. Pearson International Scholarship. The Pearson Scholarship program is intended to attract and support the best and brightest international students in order to allow them to pursue an undergraduate degree in a first-entry program at the University of Toronto. Pearson Scholars receive a scholarship valued at over \$60,000 per year, depending on the student's program of study. Scholars also have access to enrichment opportunities. The university's funding commitment in the first year was about \$2.4M. At maturity in 2020-21, annual funding will be about \$9.3M, excluding income from endowed funds and divisional contributions, when

about 150 Pearson Scholars will be registered for studies.

It is important to note that in order to qualify for a Canadian study permit, all international students must demonstrate to Citizenship and Immigration Canada that they have the resources necessary to fund their studies. There are, however, emergencies that arise where a student's resources are inadequate – changes in family circumstances, currency restrictions, disasters in the home country. Based on an application process, the university assists current international undergraduate and graduate students with such financial hardships. In 2017-18, expenditures were about \$260,000.

FIGURE 4: UNIVERSITY OF TORONTO FINANCIAL SUPPORT FOR INTERNATIONAL STUDENTS TOTAL = \$16.1M

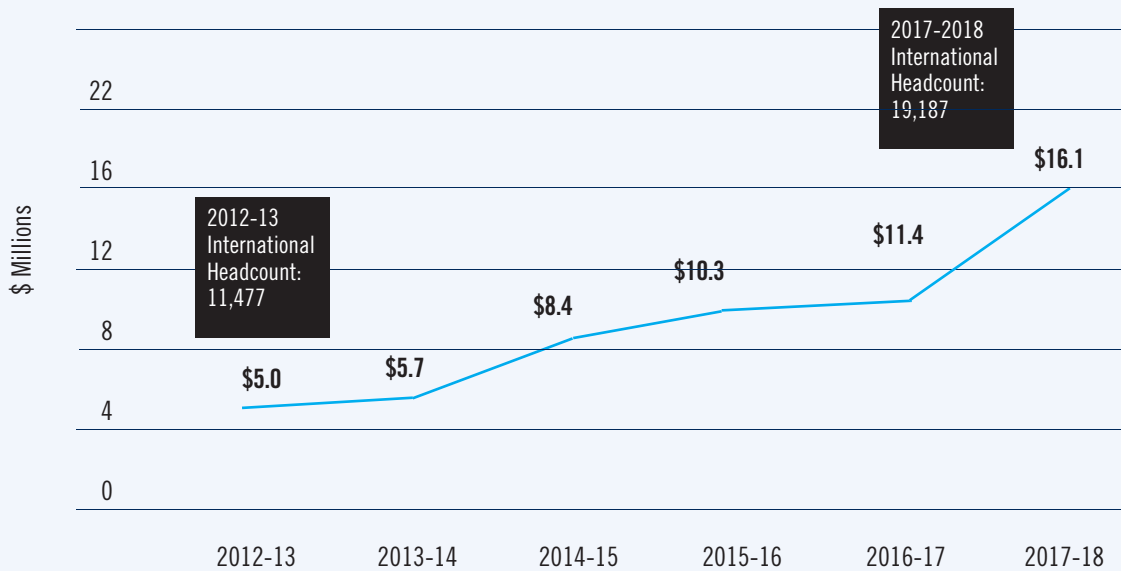
The table shows total financial support (i.e., undergraduate and graduate) by academic division to international students in 2017-18.

	Number of Awards	Number of Recipients	Amount
Applied Science & Engineering	319	281	\$ 3,792,841
Architecture, Landscape, and Design	26	26	\$ 209,697
Arts and Science, St. George	1,016	876	\$ 7,207,856
Dentistry	1	1	\$ 55
Forestry	9	9	\$ 40,120
Information	2	2	\$ 12,620
Kinesiology and Physical Education	7	4	\$ 126,304
Law	3	3	\$ 43,304
Management	396	309	\$ 2,204,829
Medicine	23	23	\$ \$17,077
Music	22	14	\$ 116,693
Nursing	8	6	\$ 53,225
OISE/UT	34	27	\$ 280,835
Pharmacy	8	7	\$ 19,377
Public Health	6	6	\$ 31,878
Social Work	5	4	\$ 26,695
University of Toronto Mississauga	413	390	\$ 901,089
University of Toronto Scarborough	337	324	\$ 926,698
2017-18 Total	2,635	2,312	\$ 16,111,194
2016-17 Total (for comparison)	2,224	1,907	\$ 11,413,471



FIGURE 5: INTERNATIONAL SUPPORT SINCE 2012-13

This chart shows the financial support (i.e., merit and need based) provided by the University of Toronto to international students since 2012-13. Support has increased about 222% over the five-year period compared to a 67% increase in international headcount over the same five-year period.



RUPAL

MEETING THEIR NEEDS PROFILES OF UNIVERSITY OF TORONTO STUDENTS RECEIVING FINANCIAL AID

UTAPS ASSISTANCE FOR REGULAR TUITION FEES

Rupal is in the third year of a Bachelor of Commerce program. She is a single student living away from home during her studies. As OSAP did not meet all of her needs, the University of Toronto provided her with a UTAPS grant of \$12,723. In addition, Rupal received a scholarship valued at \$1,000.

Rupal's parents' combined income is \$49,298 and she is one of two children in the family, both of whom are enrolled in postsecondary studies.

While Rupal was in school, interest that accrued on her loan was paid by government.

\$18,541
TUITION & FEES

\$7,133
OSAP GRANTS


\$12,723
UTAPS GRANT

\$1,000
UofT
SCHOLARSHIP

PLUS
\$6,930
OSAP LOANS

NET
TUITION
\$-2,315

Net Tuition: After subtracting **non-repayable** grants, Rupal's tuition and fees were reduced to zero, and \$2,315 was left to be applied to other expenses.

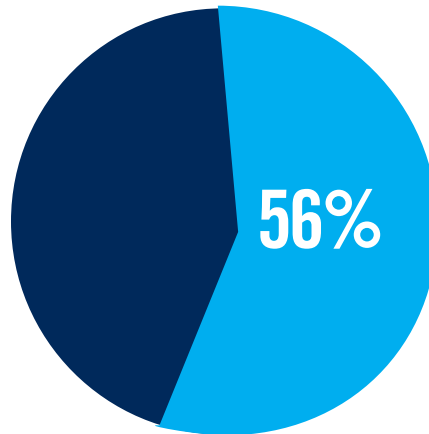


3. ACCESS

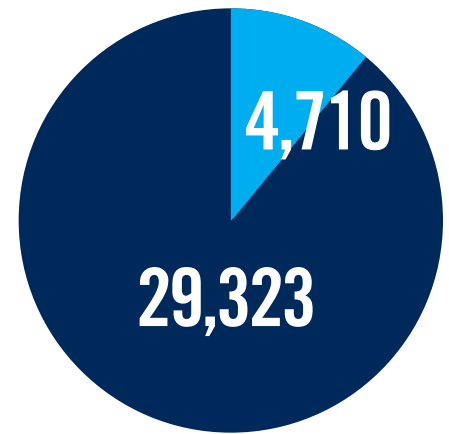
To provide a more complete picture of students' financial position, a variety of indicators are provided below.

2017-18 OSAP PARTICIPATION RATES — FULL-TIME, DOMESTIC HEADCOUNT

OSAP RECIPIENTS AS A PERCENTAGE OF FULL-TIME DOMESTIC HEADCOUNT:



34,033 students, or **56%** of students across all divisions, received OSAP in 2017-18

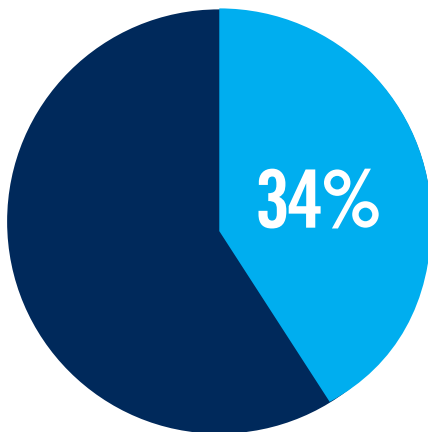


29,323 OSAP recipients registered in undergraduate programs

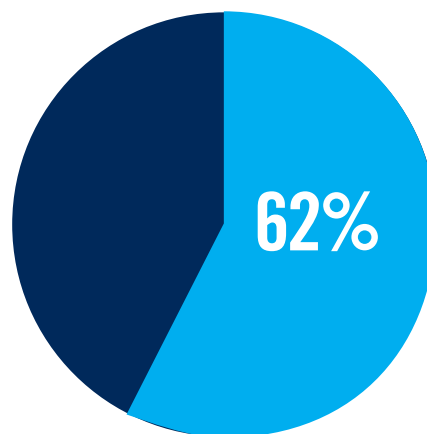
4,710 OSAP recipients registered in graduate programs

OSAP RECIPIENTS AS A PERCENTAGE OF GRADUATE FULL-TIME DOMESTIC HEADCOUNT:

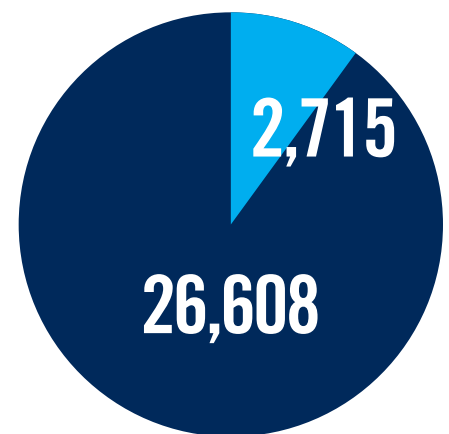
OSAP RECIPIENTS AS A PERCENTAGE OF UNDERGRADUATE FULL-TIME DOMESTIC HEADCOUNT:



4,710 or **34%** of all graduate students, received OSAP in 2017-18



29,323 students, or **62%** of all undergraduates, received OSAP in 2017-18



26,608 OSAP recipients registered in direct-entry undergraduate programs

2,715 OSAP recipients registered in second-entry undergraduate programs

OSAP RECIPIENTS

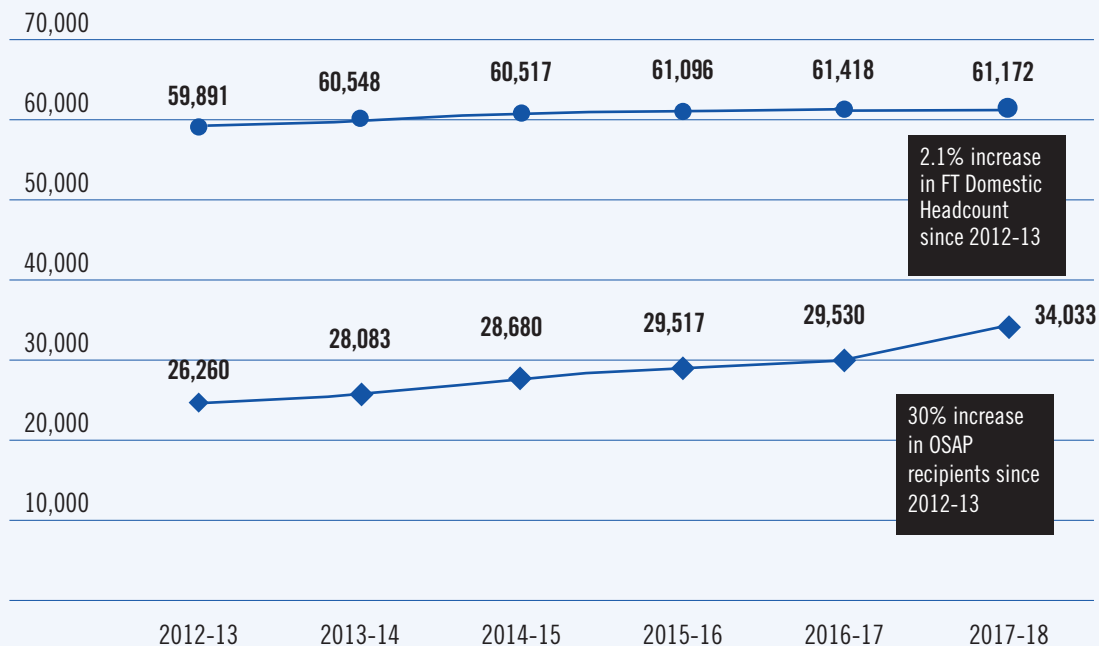
There were about **34,000 OSAP recipients** at the university in 2017-18, 15% percent more than in 2016-17. On average, these students received an OSAP funding package of about \$11,800, up almost \$950 from 2016-17. OSAP funding consists of Canada-Ontario Integrated Student Loan as well as non-repayable grants. Eighty-five percent of OSAP funding was provided to students in undergraduate programs. Students in graduate programs received the remaining 15%.

In 2017-18, most OSAP grants were folded into the Ontario Student Grant, an upfront, income-based grant. The Ontario tuition and education tax credits and the federal education tax credits were discontinued. Ontario’s weekly assistance limits were increased and the threshold at which OSOG grants replaced debt increased from \$7,400 to \$10,000.

In 2018-19, institutions will be required to bill students for what they owe their institution *after* OSAP funding has been deducted from actual costs. This net cost will be viewable by University of Toronto OSAP recipients through the University of Toronto’s ACORN system.

FIGURE 6: OSAP RECIPIENTS VS. FULL-TIME DOMESTIC HEADCOUNT

This chart shows the number of OSAP recipients at the University of Toronto from 2012-13 to 2017-18 relative to the Full-time Domestic Headcount.

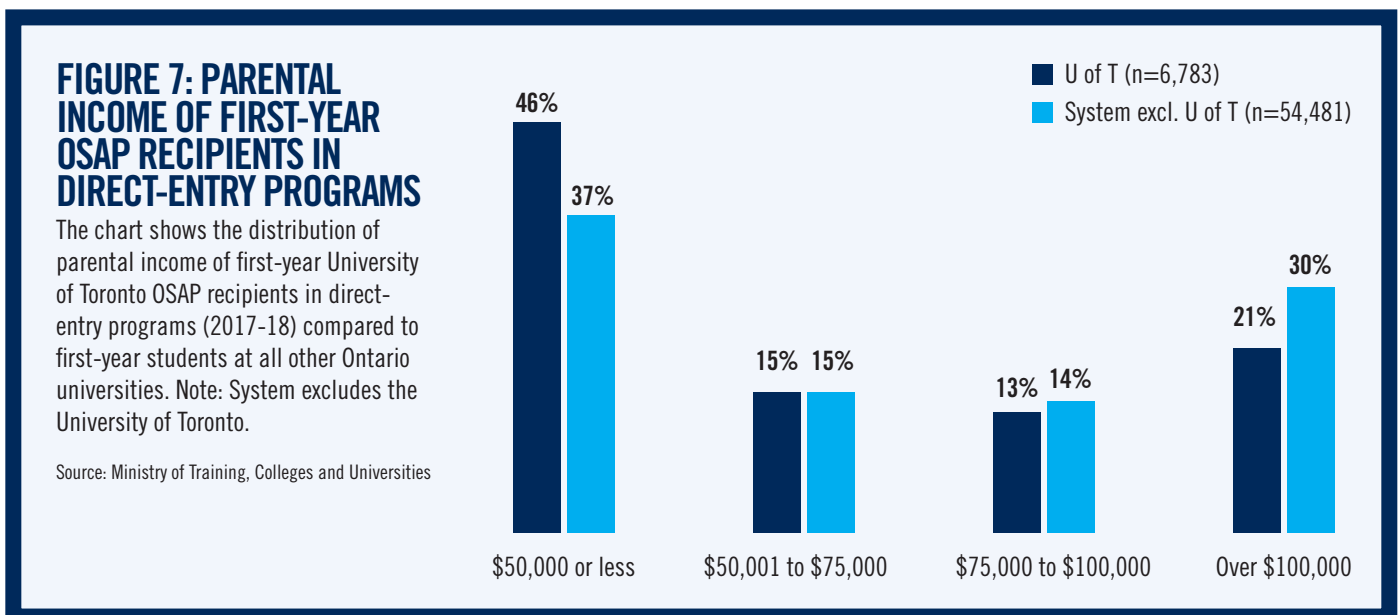




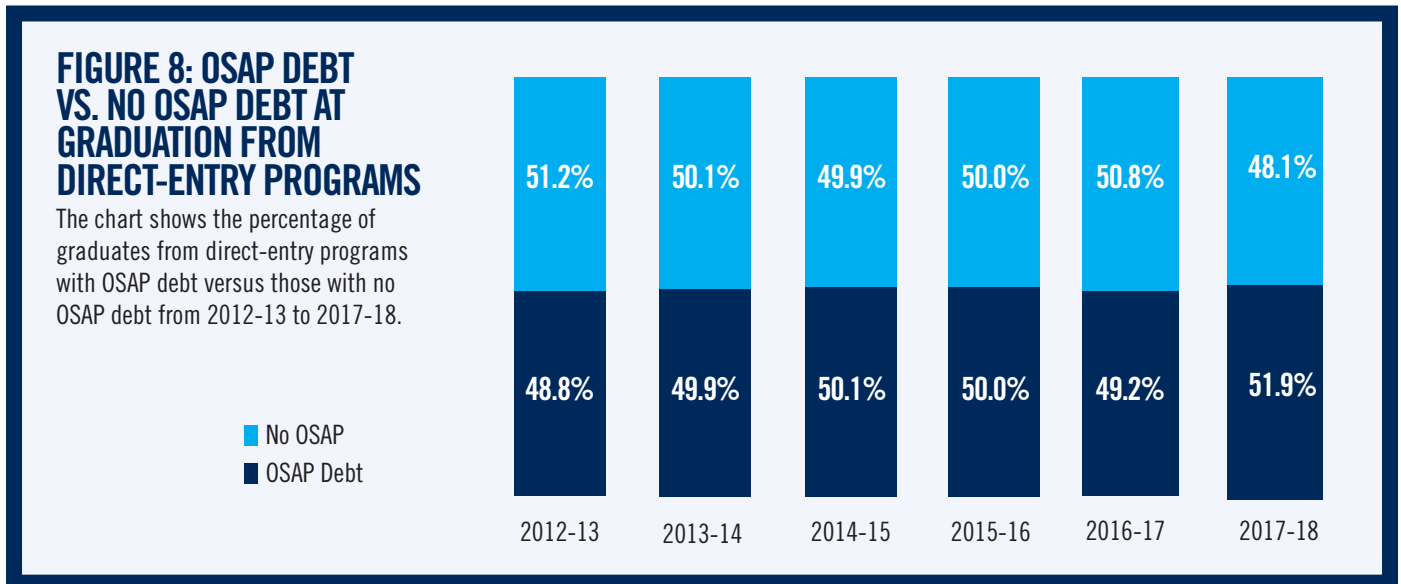
PARENTAL INCOME INFORMATION OF OSAP RECIPIENTS

The University of Toronto enrolls and supports a higher proportion of students from lower income families than any other Ontario university. Figure 7 shows that in 2017-18, 46% of first year University of Toronto OSAP recipients in direct-entry programs were from families with parental incomes of \$50,000 or less,

compared to the Ontario average of 37%. Given that 49% of direct-entry students graduated with OSAP debt in 2017-18 (see Figure 8), it is estimated that **almost a quarter of first-year undergraduate students at the University of Toronto are from families with incomes of \$50,000 or less.**

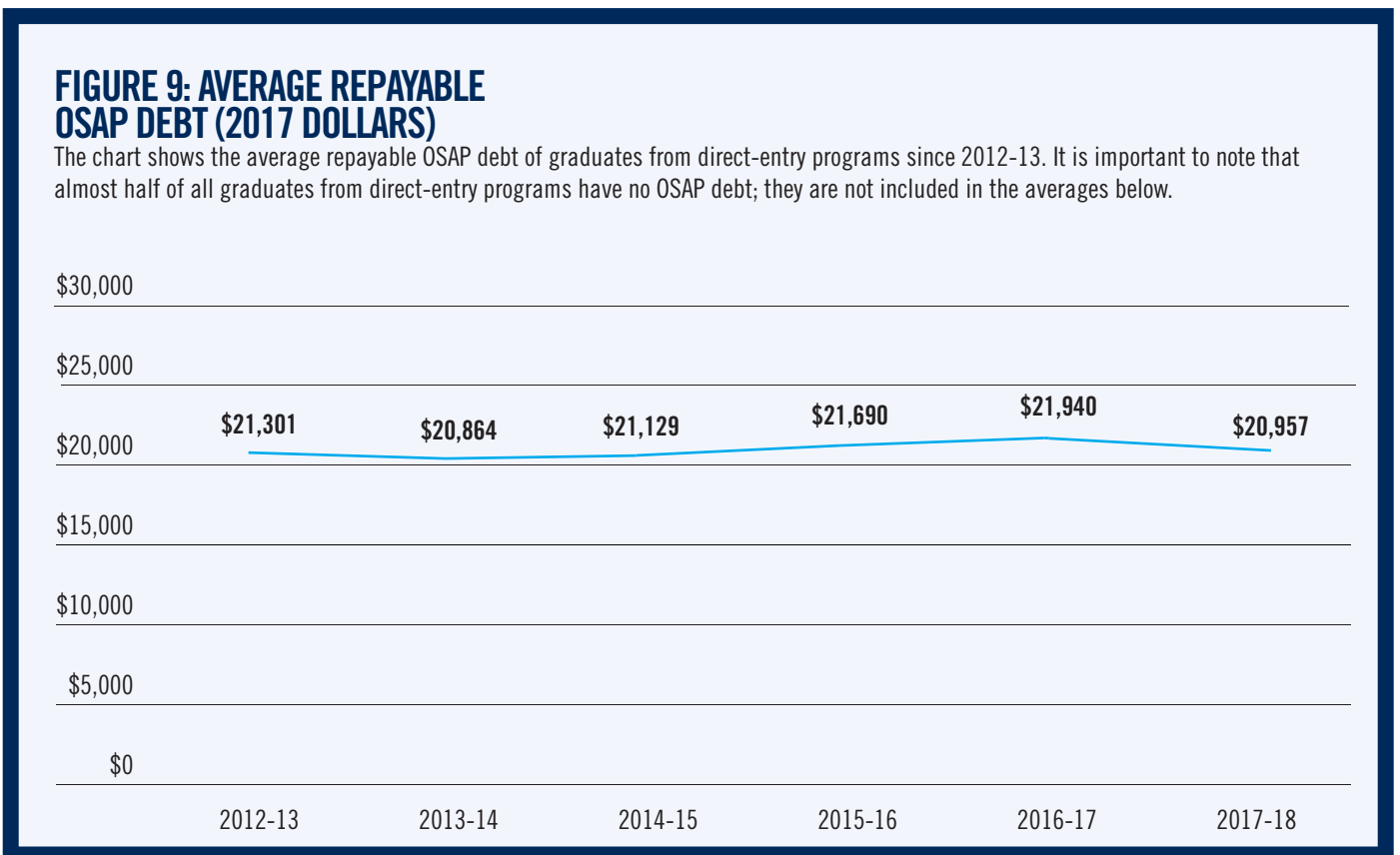


OSAP DEBT



There has been a 3.1 percentage point increase in the proportion of students with OSAP debt graduating from direct-entry programs since 2012-13. The average OSAP debt in 2017-18

was \$20,957, down 4.4% from the previous year and the lowest average debt amount since 2010-11 .

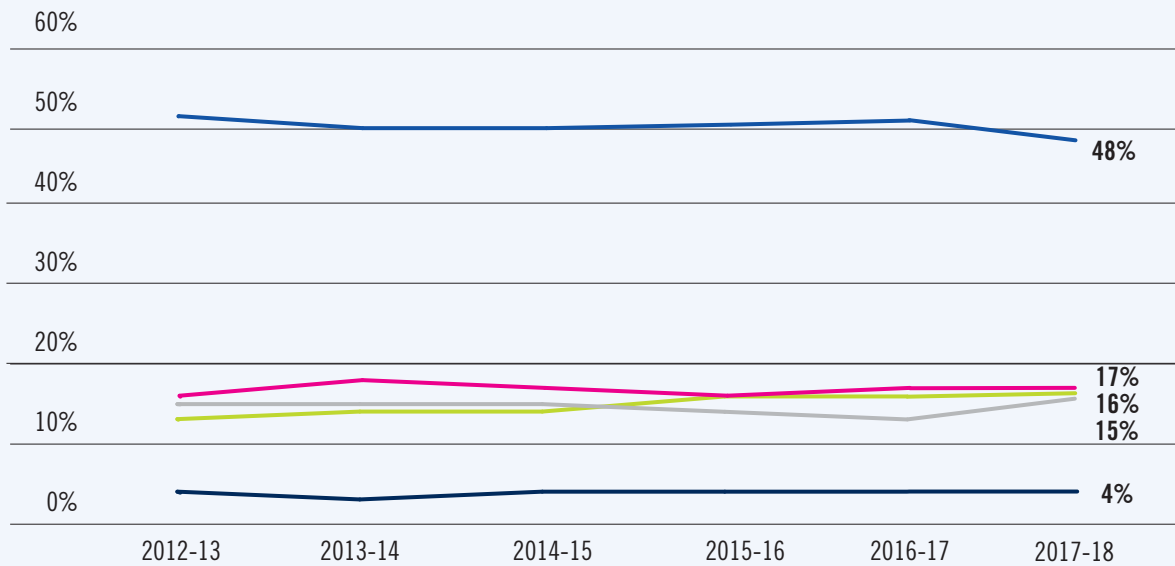


From 2012-13 to 2017-18, the distribution of student debt shifted away from the highest debt levels because of changes to the mix of loans and grants available to students. Targeted programs such as the former Ontario Access Grant, and Ontario Tuition Grant, the Ontario Student Grant, and the Canada Student Grants, displaced loan funding. In addition, the Ontario Student Opportunity Grant (OSOG), implemented in the late 1990s, helped control the amount of OSAP debt incurred by students. OSOG limited a student’s annual repayable OSAP debt by replacing debt with a non-repayable grant. In 2015-16, students in two terms of study (e.g., September through April) had their annual repayable debt limited to \$7,400, and \$11,100 for three terms of study. In 2016-17, those limits were increased to \$7,500 and \$11,250 respectively. In 2017-18, the maximum amount of annual repayable debt increased to \$10,000.

FIGURE 10: DISTRIBUTION OF OSAP DEBT

The chart shows the percentage of graduates from direct-entry programs who graduated with OSAP debt within various ranges from 2012-13 to 2017-18. In 2017-18, about half of all students graduating from direct-entry programs graduated with no OSAP debt.

- \$0
- \$1 - \$15,000
- \$15,001 - \$25,000
- \$25,001 - \$35,000
- > \$35,000



OSAP DEFAULT RATES

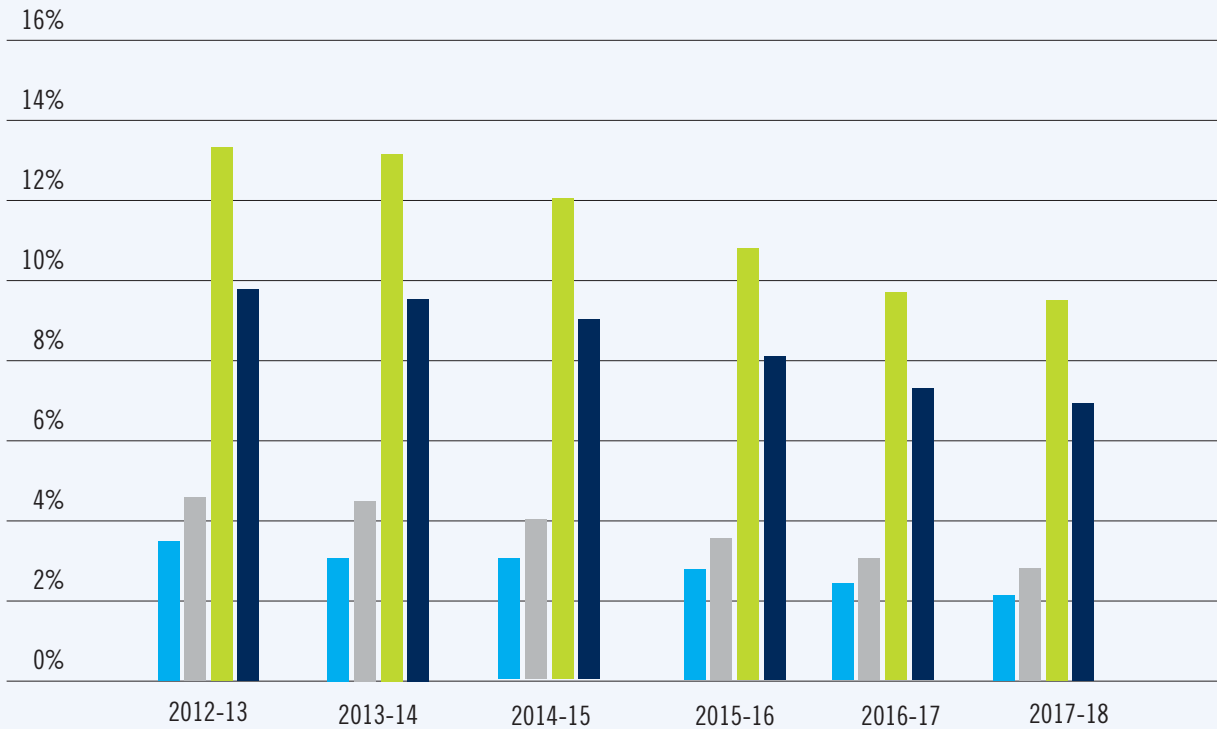
The 2017 University of Toronto default rate was 2.1%, the lowest since 2009 and lower than the university sector (3.0%) and Ontario’s postsecondary sector (6.7%).

FIGURE 11: OSAP DEFAULT RATES

The chart shows the University of Toronto’s OSAP default rates relative to the OSAP default rates of Ontario universities (including the University of Toronto), Ontario colleges of applied arts and technology, and the Ontario postsecondary sector (i.e., Ontario universities, colleges, and Private Career Colleges).

Source: Ministry of Training, Colleges and Universities

- U of T
- Universities
- Colleges
- Sector

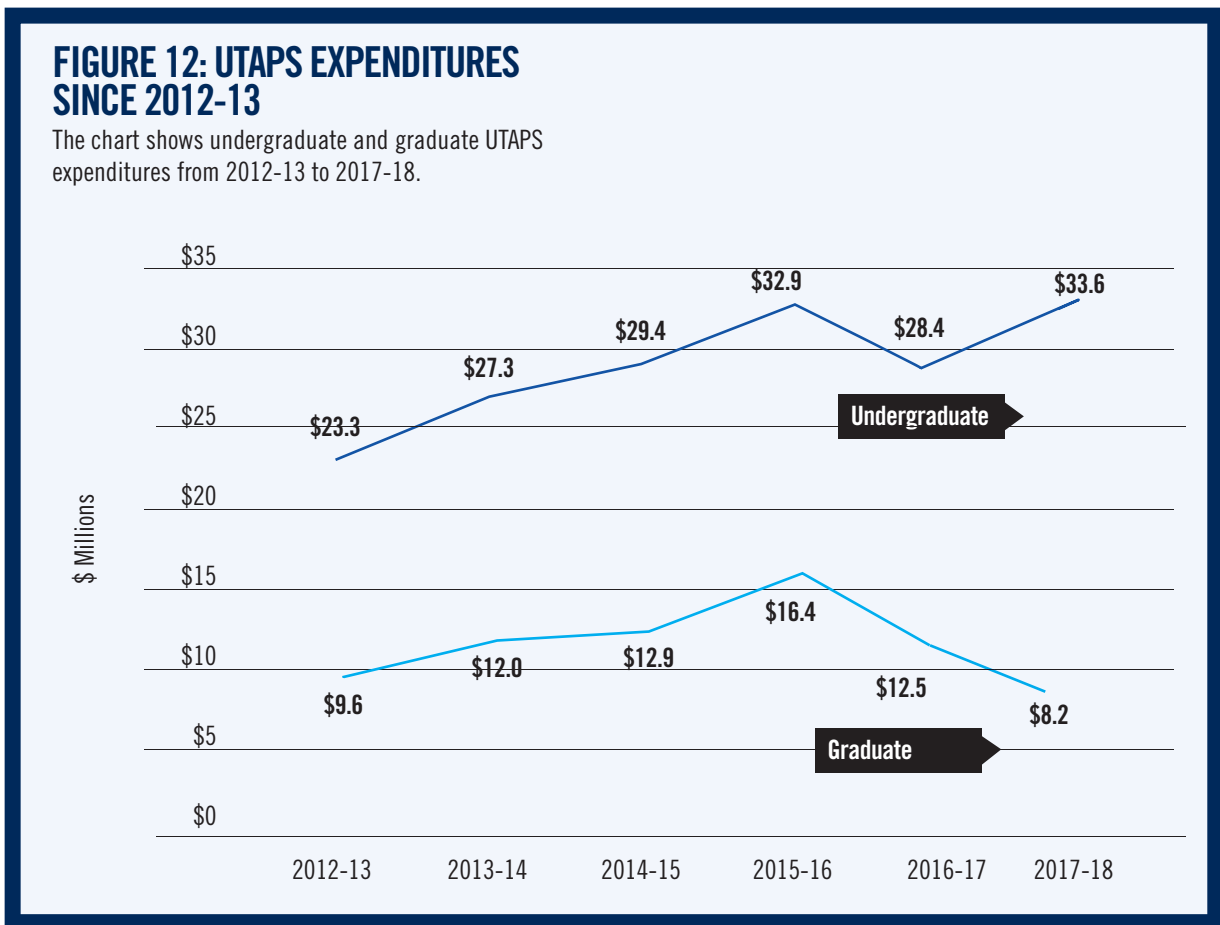


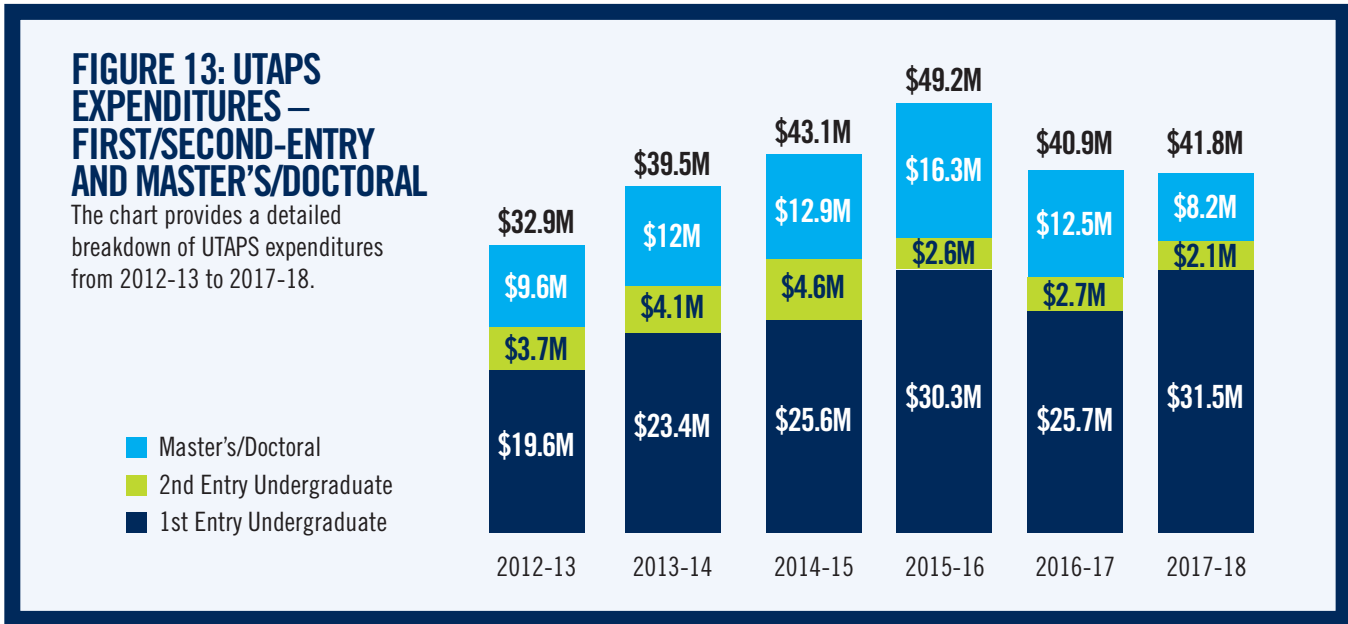
UTAPS GRANTS

As is explained in the Student Access Guarantee (SAG) section of this report, institutions are permitted to increase tuition on an annual basis provided they offset the difference between certain costs recognized in the OSAP need assessment (i.e., tuition and fees, books/equipment/supplies) and the actual costs incurred by students. The Province of Ontario requires the gap to be funded automatically for students in direct-entry programs. In addition, institutions must fund at least 20% of the gap for students in second-entry programs. Institutions have the discretion to fund gaps related to other costs (e.g., living). At the University of Toronto, the gap is funded for most students through UTAPS.

UTAPS expenditures in 2017-18 were \$41.8M. Of this amount, 95% or almost \$40M was issued to OSAP recipients (i.e., Ontario residents). The remaining 5% was issued to students from other Canadian provinces and territories. About 9,600 University of Toronto students received UTAPS grants averaging about \$4,850. Eighty percent of UTAPS funding, about \$34M, was provided to students in undergraduate programs. The remaining 20%, or about \$8M, was issued to graduate students.

As part of the provincial OSAP process, an “unmet need” is calculated for each student receiving OSAP. Unmet need is used to determine SAG and to assist universities in determining the level of institutional support that will be provided. The calculation of unmet need takes into consideration expenses related to tuition, books and supplies, offset by contributions from student and parental resources. In 2015-16, Ontario changed the way unmet need was calculated in two ways: it required a fixed student contribution of \$3,000, and it did not recognize resources between \$3,000 and \$11,200 in offsetting educational expenses. These changes ultimately resulted in a larger than expected increase in calculated unmet need for many students in 2015-16, leading to correspondingly larger SAG and UTAPS payments that year. In 2016-17, the University adjusted the UTAPS calculations to account for these differences and to more accurately reflect student need. These UTAPS adjustments resulted in a decrease in UTAPS spending in 2016-17, relative to the prior atypical year. The adjustments made to the UTAPS calculation in 2016-17 were carried forward to 2017-18.





An additional change affecting UTAPS for 2016-17 related to support for professional master’s programs. Starting July 1, 2016, the university transitioned students in some professional master’s programs away from UTAPS to divisionally-based supports.

This change was made so that student financial support in these programs³ could be more responsive to local needs and priorities. At the same time, the Scotiabank line of credit program was expanded to include additional professional master’s programs. In 2017-18, incoming students in the remaining professional master’s programs received needs-based financial aid through divisional programs and had the option of the Scotiabank line of credit, if needed. Students who started their programs before July 1, 2016 were considered for UTAPS for the duration of their program in order to allow continuity in their financial planning.

This change to professional master’s support resulted in a decrease in UTAPS expenditures to students in these programs. Divisional support for professional master’s students is included in Column C of Figure 2.

³ M Engineering, M Industrial Relations and Human Relations, M Financial Economics, M Applied Computing, M Planning, M Urban Design, M Forest Conservation, Global Professional Master of Laws, M Nursing, M Management Innovation, M Biotechnology, M Management and Professional Accounting, M Sustainability Management, M Biomedical Communication, M Environmental Science, all Dentistry professional master’s programs

BOUNDLESS PROMISE PROGRAM AND UTAPS

The Boundless Promise Program (BPP) was created by the University of Toronto in 2011 to, among other things, significantly increase the amount of student financial aid available at the University of Toronto. Through the program, the interest income of donations of \$25,000 or more is matched by the university in support of undergraduate needs-based awards.

To date, BPP has created 241 awards. When fully realized, the almost \$21M endowment, along with the University of Toronto’s matching (UTAPS), will produce approximately \$1.64M annually in support for undergraduate students.

STUDENT ACCESS GUARANTEE

In March 2013, the Province of Ontario announced a Tuition Framework for 2013-14 to 2016-17. The four-year Framework allowed for some program variability in tuition fee increases. Overall, Ontario institutions are permitted to increase tuition by up to a maximum average of 3% per year, a reduction from the previous Framework which had a 5% overall cap. The Province extended the Framework for 2017-18 and 2018-19.

The Framework continues to be accompanied by a Student Access Guarantee (SAG). As mentioned earlier in this report, SAG requires that institutions make up the difference between what the Province of Ontario recognizes as tuition and compulsory fees, books, equipment and supply costs in the OSAP need assessment and actual costs for students in direct-entry programs. In addition, the Province requires each institution to use non-repayable aid to meet no less than 20% of this difference for students in second-entry programs. The decision to offset differences between recognized and actual costs related to other costs incurred by students (e.g., living costs) is at the discretion of each institution.

The University of Toronto’s SAG requirement is met through UTAPS for students in direct-entry programs. The university’s commitment of financial support to its students goes above and beyond the requirements of the Government of Ontario. Unlike UTAPS, the SAG requirement does not include living expenses.

SAG expenditures are up 6.3% year-over-year. When compared to other Ontario universities, on a per recipient basis the University of Toronto far exceeds SAG expenditures elsewhere, including the university system as a whole.

FIGURE 14: 2017-18 UNIVERSITY OF TORONTO SAG EXPENDITURES

The chart shows the University of Toronto’s 2017-18 SAG expenditures. Expenditures totaled \$63.7M. Of that amount, \$38.5M was required to be paid as per SAG requirements. The remaining \$25.2M included discretionary expenditures to students in second-entry programs and the difference between actual living costs and living costs recognized in the OSAP need assessment for students in direct and second-entry programs.

Source: Ministry of Training, Colleges and Universities

- Second entry discretionary expenditures
- Direct discretionary expenditures
- Required (direct and second entry)

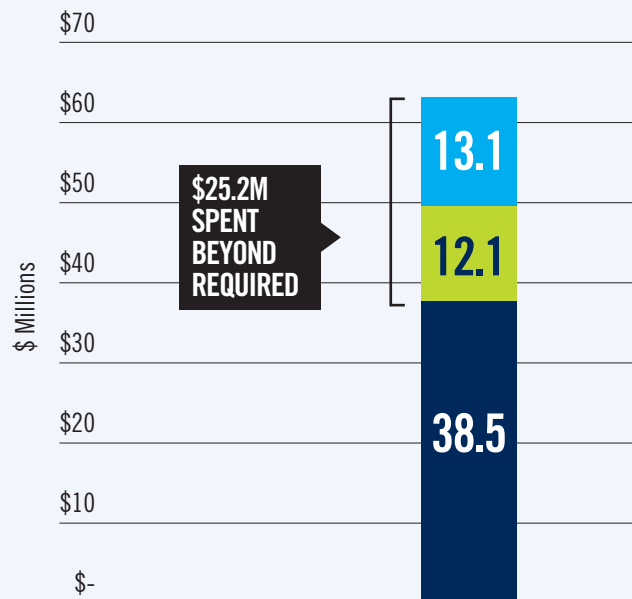
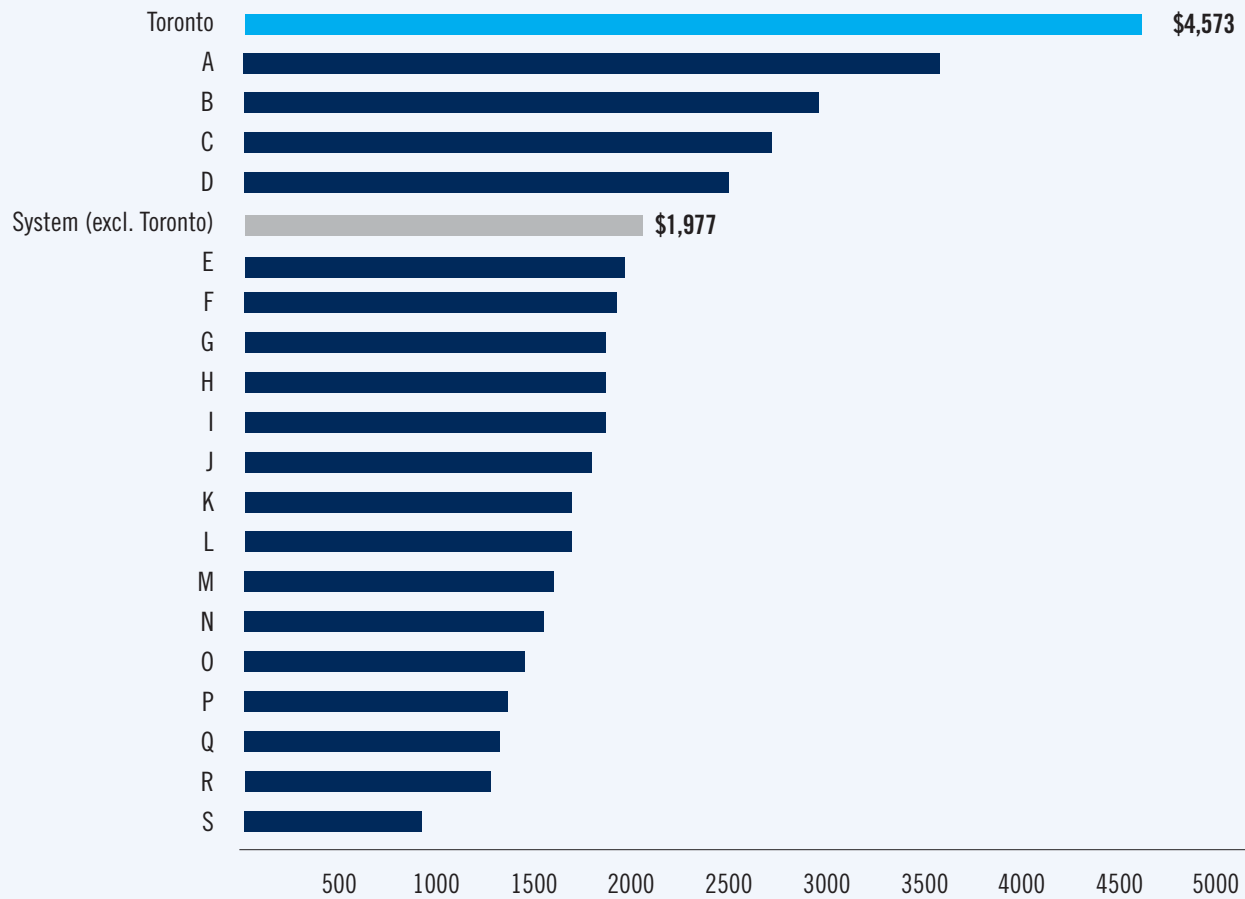


FIGURE 15: 2017-18 AVERAGE SAG EXPENDITURE PER SAG RECIPIENT

The chart summarizes the average support provided under SAG per recipient at the University of Toronto compared to other Ontario universities as tracked by the Province of Ontario.

Note: Toronto includes the Toronto School of Theology conjoint programs.

Source: Ministry of Training, Colleges and Universities



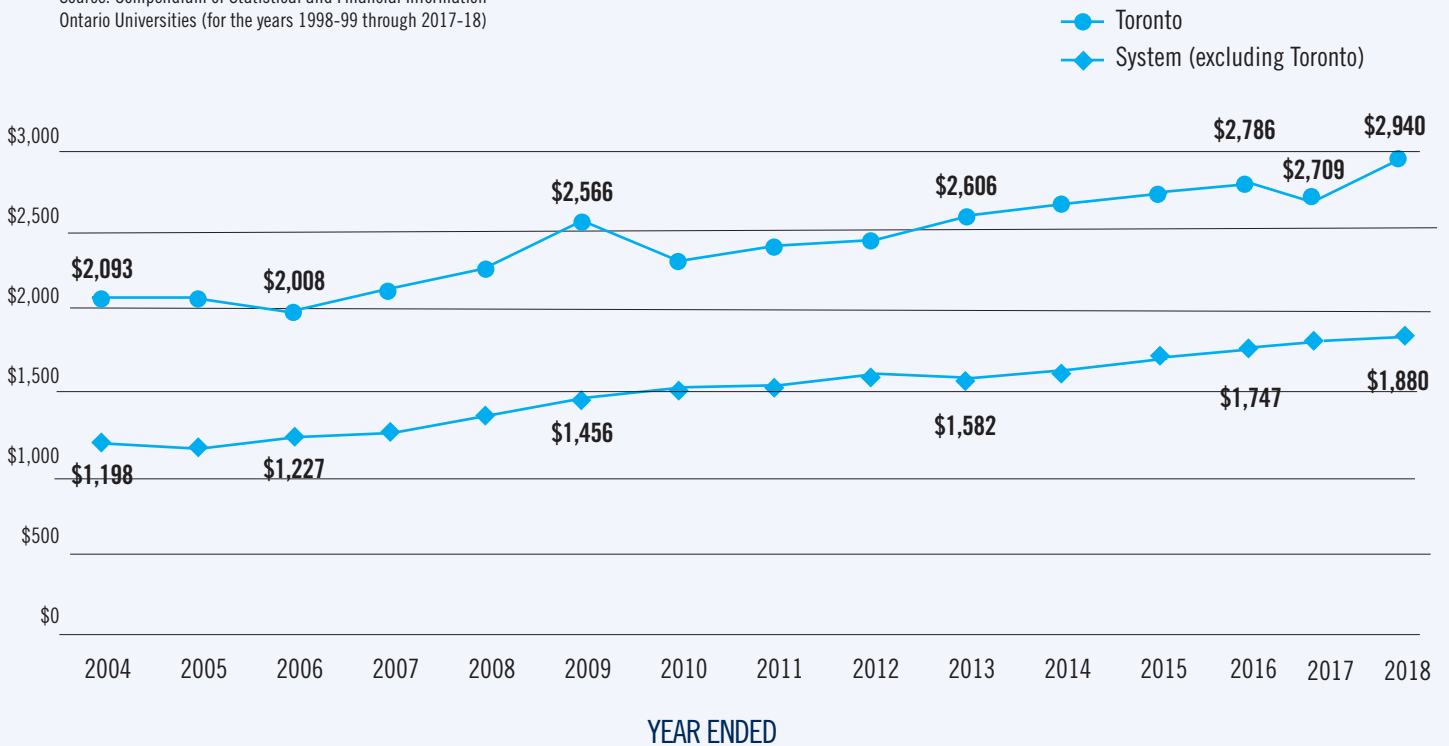
INSTITUTIONAL SCHOLARSHIPS AND BURSARIES

Figure 16 shows Scholarships and Bursaries per Student FTE for the University of Toronto relative to other Ontario universities. The university’s undergraduate and graduate expenditures per student substantially exceed those of the system as a whole, estimated to be 63% higher in 2017-18. The drop in 2009 reflects constraints on discretionary scholarships spending as a result of the economic downturn. This, however, did not affect the University’s ability to meet student need through UTAPS.

FIGURE 16: SCHOLARSHIPS AND BURSARIES PER STUDENT FTE

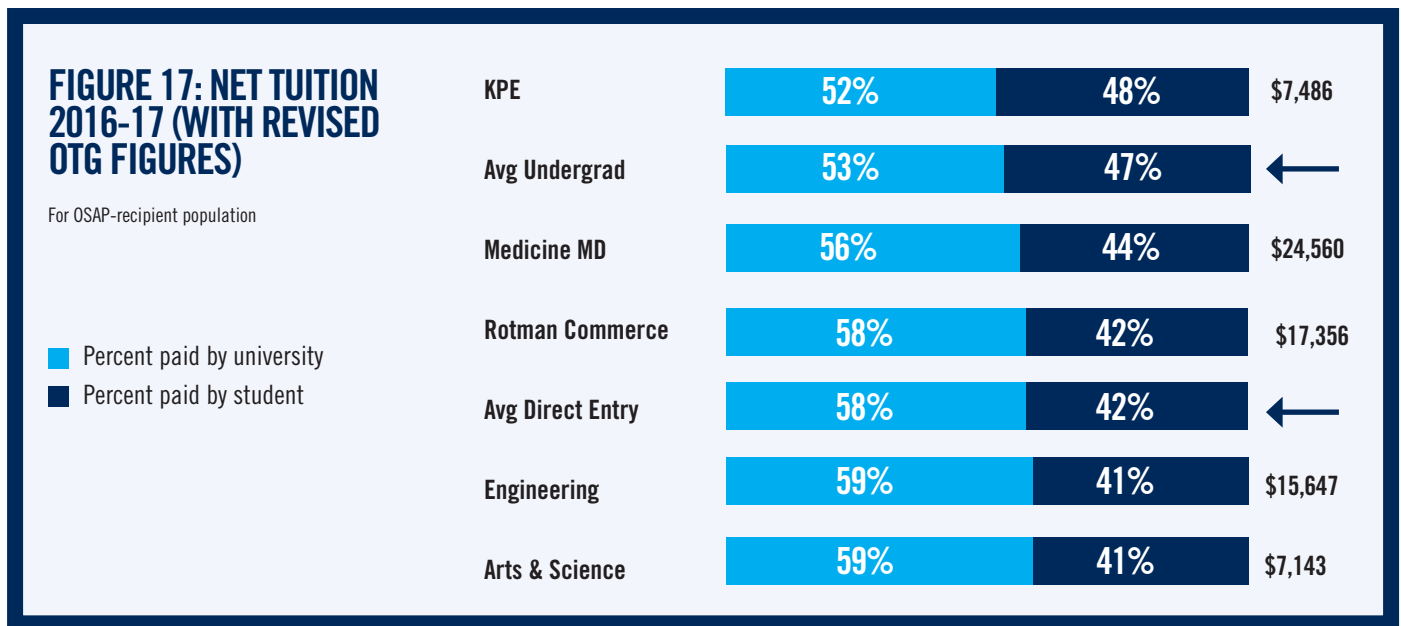
The chart indicates the scholarships and bursaries per student FTE compared to the other Ontario universities.

Source: Compendium of Statistical and Financial Information – Ontario Universities (for the years 1998-99 through 2017-18)



NET TUITION

Net Tuition is the amount that students actually pay after taking into account the non-repayable contribution of both the Province, through OSAP grants, and the university, through its various grants and scholarships. The university has been monitoring this measure for the past several years for the undergraduate cohort. **Net tuition for undergraduate OSAP recipients is 47% on average.** This amount excludes the Ontario Student Opportunity Grant, and the value of federal and provincial tuition tax credits, which are worth more than \$2,000 per year to the average Canadian university student (Source: 2013 CD Howe Institute: *What You Don't Know Can't Help You. Lessons on Behavioural Economics for Tax-based Student Aid*). Most related tax credits and deductions were eliminated in 2017.



APPENDIX A: DOCTORAL- STREAM STUDENT SUPPORT BY SGS DIVISION

The University of Toronto Policy on Student Financial Report calls for reporting of doctoral-stream student support, broken out by SGS academic divisions.

FIGURE 18: GRADUATE STUDENT FINANCIAL SUPPORT BY SGS DIVISION (2017-18)

The chart below shows the breakdown of graduate student support by SGS Division for 2017-18. In total, that was \$306.9M provided, including \$21.1M to graduate students at affiliated hospitals.

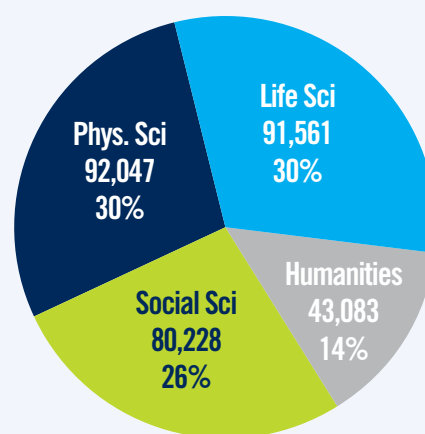


FIGURE 18A: GRADUATE STUDENT FINANCIAL SUPPORT BY SGS DIVISION (\$000s) (2017-18)

	2016-2017				2017-2018			
	Award Income	Employment Income	Research Stipend	All Income	Award Income	Employment Income	Research Stipend	All Income
Humanities	25,777	12,948	1,219	39,944	28,558	13,315	1,209	43,083
Social Sci	48,641	21,932	4,048	74,621	51,892	23,928	4,407	80,228
Phys Sci	34,762	15,050	31,588	81,400	41,599	17,022	33,425	92,047
Life Sci	43,471	9,775	35,194	88,440	39,534	11,220	40,807	91,561
Total	\$152,651	\$59,705	\$72,048	\$284,405	\$161,584	\$65,485	\$79,849	\$306,918

**FIGURE 18B: GRADUATE STUDENT FINANCIAL SUPPORT BY ACADEMIC DIVISION (\$000s)
(INCL. AFFILIATED HOSPITALS)**

	2016-2017				2017-2018			
	Award Income	Employment Income	Research Stipend	All Income	Award Income	Employment Income	Research Stipend	All Income
A&S	61,536	34,250	15,266	111,052	67,316	36,251	17,141	120,708
UTSC	1,634	703	618	2,954	1,551	902	700	3,154
UTM	687	169	8	865	685	228	11	924
DENT	530	243	202	975	637	285	212	1,134
MED	26,063	1,790	28,205	56,059	28,035	2,254	32,854	63,143
DLSPH	5,632	1,489	1,481	8,602	5,357	2,002	1,865	9,224
NURS	1,152	468	94	1,715	855	467	139	1,460
PHRM	1,121	412	1,368	2,901	931	459	1,401	2,791
KPE	1,221	780	228	2,228	1,502	796	339	2,636
APSE	18,344	6,940	22,237	47,520	20,390	7,713	22,575	50,677
ARCH	1,809	915	22	2,746	2,224	1,322	43	3,589
OISE	12,777	6,102	1,247	20,126	12,268	6,650	1,311	20,228
FOR	904	233	312	1,449	622	264	442	1,329
LAW	1,390	154	12	1,556	1,345	99	42	1,486
INFO	2,631	2,140	247	5,018	2,345	2,510	154	5,009
MUS	3,412	1,280	31	4,723	3,380	1,306	49	4,735
SWK	2,911	253	399	3,563	2,823	307	432	3,561
MGT	8,897	1,385	74	10,355	9,320	1,671	140	11,130
Total	\$152,652	\$59,705	\$72,048	\$284,405	\$161,584	\$65,485	\$79,849	\$306,918

FIGURE 19: ARTS & SCIENCE GRADUATE STUDENT SUPPORT BY SGS DIVISION (\$000s)

	2016-2017				2017-2018			
	Award Income	Employment Income	Research Stipend	All Income	Award Income	Employment Income	Research Stipend	All Income
Humanities	21,798	11,452	1,173	34,376	23,083	11,705	1,146	35,935
Social Sci	18,028	10,992	1,931	30,934	18,744	11,358	2,100	32,203
Phys Sci	15,184	7,565	8,866	31,657	17,763	8,650	10,349	36,763
Life Sci	6,526	4,241	3,296	14,085	7,725	4,537	3,545	15,807
Total	\$61,536	\$34,250	\$15,266	\$111,052	\$67,316	\$36,251	\$17,141	\$120,708

STUDENT ASSISTANCE AND DOCTORAL-STREAM STUDENT SUPPORT: UNDERSTANDING THE RELATIONSHIP

There are two broad categories of student financial support described in this report: the amount reported as student assistance in the financial statements and doctoral-stream student support. These amounts are neither additive nor mutually exclusive. Rather, there is a partial overlap in the way these two figures are reported. As mentioned above, doctoral-stream students receive funding as TAs, GAs and RAs, in the financial statements these funds are reported as salaries and benefits. Figures 20A and 20B below illustrate the relationship between the \$211.1M reported as student assistance and the \$306.9M in total funding received by doctoral-stream students.

Notes:

(1) Internal Employment Income of \$89.3M in Figure 20A is comprised of Internal Employment Income of \$65.4M and \$23.9M in Research Stipends from Operating. Employment Income of \$65.4M reported in Figure 18B consists of Internal Employment Income.

FIGURE 20A: GRADUATE STUDENT SUPPORT TOTAL = \$306.9M

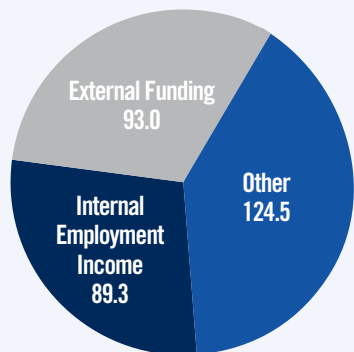
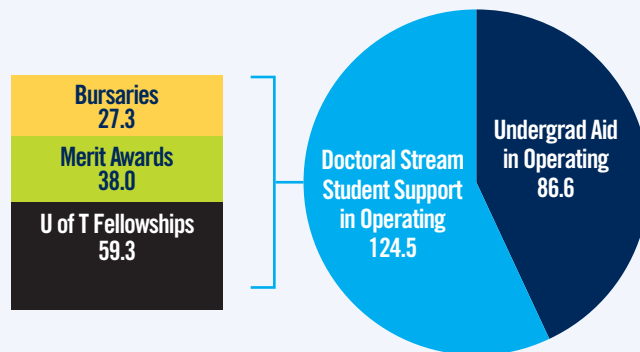


FIGURE 20B: STUDENT AID IN OPERATING TOTAL = \$211.1M



APPENDIX B: GRADUATE STUDENT FUNDING FACTSHEET

Doctoral-stream graduate programs at the University of Toronto offer a range of financial supports to graduate students to offset the cost of their graduate education. For those students receiving funding, the amount and type of support can vary across programs. Decisions about the availability, composition, sources and annual amount of graduate funding over the course of a student's program are made primarily at the Faculty and graduate unit levels. For more specific information about Faculty or department's funding arrangements, visit the Understand Your Funding webpage (<http://www.sgs.utoronto.ca/gradfunding/Pages/default.aspx>).

WHO IS ELIGIBLE FOR FUNDING?

Students accepted into most research-stream Master's and PhD programs will receive funding from their graduate unit -- in other words, from their department and/or Faculty. Funding typically covers one year of master's study and four to five years of doctoral study. Information is available for students on the SGS website which explains Base Funding -- which is the graduate unit's funding commitment -- and the average Actual Income received by full-time, active graduate students in their respective programs (<http://www.sgs.utoronto.ca/gradfunding/Pages/default.aspx>).

HOW MUCH IS THE BASE FUNDING PACKAGE?

Faculties and graduate units determine Base Funding amounts for doctoral stream programs and the number of years that students will be eligible. Base Funding amounts vary across graduate units. For example, in the Faculty of Arts and Science, Base Funding ranges across programs from \$16,750 to \$23,750 per year for eligible students in 2017-2018 (plus tuition and fees). The composition of Base Funding, e.g., employment income as Teaching or Research Assistants (TAs and RAs), research stipends, and fellowships, also varies among graduate units. In addition to the base amount, all eligible students receive the cost of academic tuition and fees. In graduate units where a partial funding package is offered (e.g. 0.5), this is normally reflected in both the base amount and tuition.

WHAT IS "AVERAGE ACTUAL INCOME"?

Students often have the opportunity to earn additional income through research stipends, internal and external fellowships, RA employment income and TA-ships. Therefore, the average Actual Income of students in a program is typically higher than the Base Funding amount in that program. Actual Incomes listed by SGS Division and graduate unit can be found on the SGS website.

THE ROLE OF EMPLOYMENT INCOME IN FUNDING

In many disciplines, teaching assistant or research assistant work is considered to be an essential component of graduate students' training and professional development. However, there are limits on the amount of income that can be counted toward a student's base funding package. Through the 2018 Collective Agreement with CUPE 3902, Unit 1 this limit has been set at an amount of \$8,200. In some faculties, limits are also placed on research assistant work; the Faculty of Arts & Science, for instance, specifies 75 hours of RA work per year. Some students choose to take on additional TA or RA work; SGS encourages graduate coordinators to discuss with students the potential impact of this additional work on their progress through their academic programs.

ANNUAL FUNDING LETTERS

Through the 2018 Collective Agreement with CUPE 3902, Unit 1, the University agreed that every student in the funded cohort who is a bargaining unit employee will receive a funding letter from their graduate unit annually between August 15th and September 30th of each academic year. If a student in the funded cohort becomes a bargaining unit employee after September 30th of that academic year, the graduate unit will provide a funding letter no later than 30 calendar days after the start of their appointment. While the commitment in the Collective Agreement only applies to members of CUPE 3902, Unit 1, the School of Graduate Studies nevertheless encourages graduate units to provide the same funding information (amount, composition and disbursement schedule) to all of their graduate students who are in the funded cohort through an annual funding letter. To further improve funding transparency, SGS recommends that graduate units also inform students about their respective funding policies so that students understand the terms and conditions under which their funding is provided. SGS has funding letter samples available for graduate units to customize as needed.

RESOLVING ISSUES

There is often some confusion about the roles of different groups in the graduate student experience. Graduate students have several groups that represent their interests.

1. The **University of Toronto Graduate Students' Union** and the School of Graduate Studies have created a Funding Complaint Process (<http://www.sgs.utoronto.ca/currentstudents/Pages/Funding-Complaint-Process.aspx>) so graduate students can bring forward complaints about their individual funding packages. This process was implemented in 2016-2017 and covers all graduate students.
2. **CUPE 3902 Unit 1** represents students in their role as Teaching Assistants through a collective agreement with the University. Approximately 57% of research-stream graduate students were TAs in 2017-2018.
3. **USW 1998 (Appointed)** represents students in their role as hourly Research Assistants through a collective agreement with the University. Approximately 62% of research-stream graduate students were RAs in 2017-2018.
4. The **University Ombudsperson** provides an impartial and confidential service to help any member of the university community who has been unable to resolve concerns about their treatment by University authorities through other channels.

APPENDIX C: SUMMARY

FIND OUT MORE WWW.FUTURE.UTORONTO.CA/FINANCES

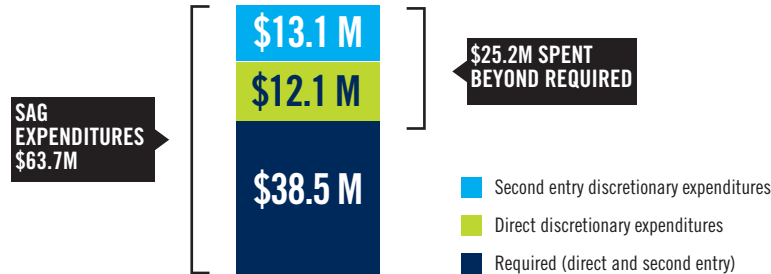
ACCESS, STUDENT AID & NET TUITION

The university provides institutional student aid, in the form of non-repayable grants, to qualified students whose financial need is greater than what the Ontario Student Assistance Program (OSAP) provides.

This commitment exceeds the requirements of the Province of Ontario's Student Access Guarantee (SAG), which defines institutional requirements for meeting student financial needs.

STUDENT ACCESS GUARANTEE (SAG) EXPENDITURE: 2017-2018

The University of Toronto's expenditure on all student support, including needs-based aid, scholarships, and bursaries, has grown from \$7.7 million in 1992-93 to almost \$200 million in 2017-2018.



AVERAGE SAG EXPENDITURE PER SAG RECIPIENT: 2017-2018



Source: Ministry of Training, Colleges and Universities

PARENTAL INCOME OF FIRST-YEAR STUDENTS RECEIVING OSAP: 2017-2018

The University of Toronto supports a higher proportion of students from lower income families than any other Ontario university.

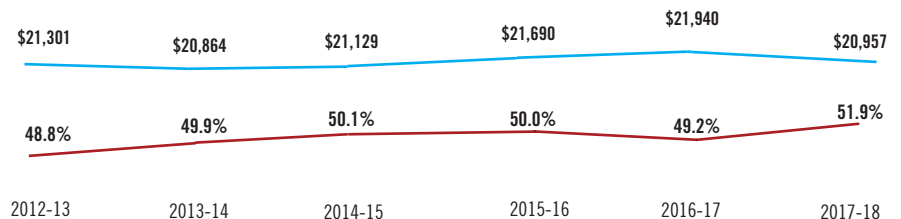


Source: Ministry of Training, Colleges and Universities

OSAP DEBT OF U OF T STUDENTS

Half of University of Toronto students* graduate with no OSAP debt at all.

— Average repayable debt*
— % with debt at graduation*



* Direct-entry undergraduate programs only

STICKER PRICE VS. NET TUITION

Students today have broader access to generous government and university-funded support, reducing student costs and ensuring that financial need is not a barrier to gaining a university education.

Tuition fees are usually described as the simple sticker price. When student support programs are factored in, the tuition fees that many students actually pay are significantly lower.

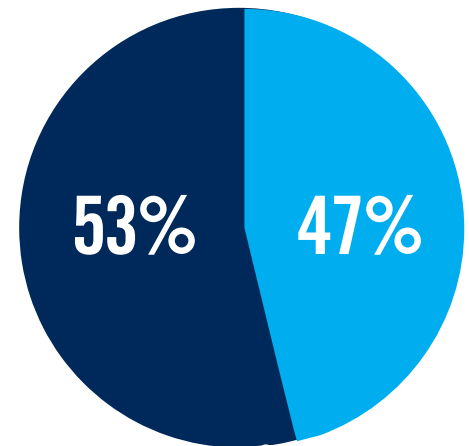
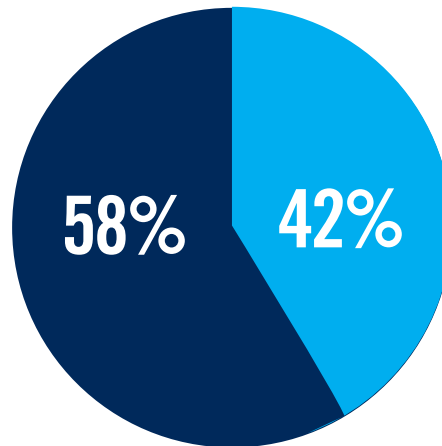
The University of Toronto has analyzed Net Tuition for undergraduate students, factoring in University awards and government grants, but excluding loans.

On average, OSAP recipients pay approximately half the sticker price for tuition and fees.

NET TUITION 2016-17 OSAP RECIPIENTS

AVERAGE FOR DIRECT ENTRY PROGRAMS

AVERAGE FOR ALL UNDERGRADUATE PROGRAMS



■ Tuition and fees funded by student
 ■ Tuition and fees funded by the University of Toronto/OSAP Grant/Ontario Tuition Grant

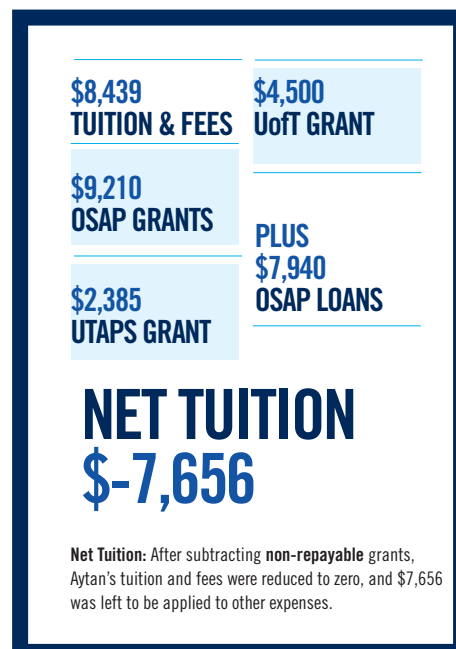
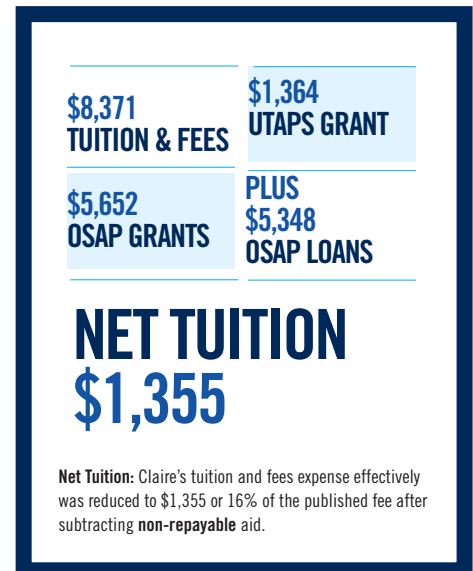
MEETING THEIR NEEDS

The following case studies, based on real people, provide examples of what students paid in 2017-2018 under various economic, personal and program circumstances.

** The Ontario Student Opportunity Grant is not reflected in the Net Tuition calculation because it is not paid directly to the student. It is paid on the student's behalf to the National Student Loans Service Centre.*

“Claire” is in the first year of the International Management Business program at the University of Toronto Scarborough campus. She is a single student living at home during her studies. As OSAP did not fully meet Claire’s needs, the University of Toronto provided her with a \$1,364 UTAPS grant.

Claire’s parents’ combined income is \$68,900. She is one of three children in the family, two of whom are enrolled in postsecondary studies. While Claire was in school, interest that accrued on her loan was paid by government.



“Aytan” is in the third year of a Bachelor of Arts program. She is a single student with a permanent disability who is living away from home during her studies. As OSAP did not fully meet her needs, the University of Toronto provided Aytan with a \$2,385 UTAPS grant. In addition, Aytan received a needs-based grant of \$4,500 from her college.

Her parents’ combined income is \$68,759 and she is one of two children in the family, both of whom are enrolled in postsecondary studies.

While Aytan was in school, interest that accrued on her loan was paid by government.