



FOR INFORMATION

PUBLIC

OPEN SESSION

TO: Campus Affairs Committee

SPONSOR: Sandy Welsh, Vice-Provost, Students
CONTACT INFO: Phone (416) 978-3870 / Email vp.students@utoronto.ca

PRESENTER: Meredith Strong, Director, Office of the Vice-Provost Students &
CONTACT INFO: Student Policy Advisor; Phone (416) 978-4027;
meredith.strong@utoronto.ca

DATE: February 4, 2019 for February 11, 2019

AGENDA ITEM: 3

ITEM IDENTIFICATION:

Compulsory Non-Academic Incidental Fees – Report and Analysis: 2018-19

JURISDICTIONAL INFORMATION:

Section 5.1. of the Terms of Reference provides that compulsory non-academic incidental fees are within the responsibility of the UTM Campus Affairs Committee. Sections 5.4.1. and 5.4.2 state that fees for UTM student services, representative student committees, campus organizations, and divisional student societies “are approved by the UTM Council on the recommendation of the UTM Campus Affairs Committee.”

Compulsory non-academic incidental fees for UTM are considered and approved by the UTM Campus Affairs Committee and the UTM Campus Council. Fees for the St. George campus and for multi-campus services and student societies are approved by the University Affairs Board.

GOVERNANCE PATH:

1. University Affairs Board [For Information] (January 28, 2019)
2. **UTM Campus Affairs Committee [For Information] (February 11, 2019)**
3. UTSC Campus Affairs Committee [For Information] (February 12, 2019)

PREVIOUS ACTION TAKEN:

The report is presented annually to the Committee for information.

HIGHLIGHTS:

The report is an inventory of all compulsory non-academic incidental fees (and designated portions thereof) approved by governance and collected by the University. Similar fees approved and charged by the federated universities are included for reference.

The first section of the report identifies fees in each divisional table as either those whose proceeds fund a University service, those whose proceeds go to a University-wide student society, or those whose proceeds go to a student society or service of the division. Bar charts compare the total fees paid by students by division.

Increases to fees which fund University operated services (including those managed by a division of the University) are subject to the terms and conditions outlined in the *Policy for Compulsory Non-Academic Incidental Fees* and the *Memorandum of Agreement between The University of Toronto, The Students' Administrative Council, The Graduate Students' Union and The Association of Part-time Undergraduate Students for a Long-Term Protocol on the Increase or Introduction of Compulsory Non-tuition Related Fees* (commonly referred to as the *Protocol*). The Council on Student Services (COSS) provides advice to the University Affairs Board on increases to fees for the St. George Campus and University-wide services. Similarly, the UTSC Council on Student Services (CSS) and the UTM Quality Services to Students Council (QSS) advises the UTSC and UTM Campus Affairs Committees on fee increases for services located on the Scarborough and Mississauga campuses respectively. Services fees are listed in Schedule 2.

Changes to student society fees (including portions of fees which are designated for specific purposes) are subject to the terms and conditions outlined in the *Policy for Compulsory Non-Academic Incidental Fees* and the societies' own constitutions and/or by-laws. Increases which are greater than the cost of living must be supported by a positive result in a recent referendum. Requests for increases which are less than or equal to the cost of living must be supported by a previous referendum approving annual increases by an established inflation factor. When such a provision is approved by referendum, annual increases – no greater than the Ontario Consumer Price Index of the previous December (or no greater than an inflation factor approved by referendum) – may be requested upon approval of the organization's board or council. Student society fees, including portions designated for specific purposes, are detailed in Schedule 1.

FINANCIAL IMPLICATIONS:

There are no net implications for the campus' operating budget.

RECOMMENDATION:

The report is presented for information.

DOCUMENTATION PROVIDED:

Compulsory Non-academic Incidental Fees – Report and Analysis: 2018-19



UNIVERSITY OF
TORONTO

**Compulsory Non-Academic
Incidental Fees
2018-19**

Office of the Vice-Povost, Students
University of Toronto
Simcoe Hall, 27 King's College Circle, Room 221, Toronto, ON M5S 1A1 Canada
Tel: +1 416 978-3870 • Fax +1 416 946-0678
vp.students@utoronto.ca • www.viceprovoststudents.utoronto.ca

Table of Contents

Divisional Fee Information	Page 1
Typical Fall/Winter Incidental Fees (FT) Chart	Page 9
Typical Fall/Winter Incidental Fees (PT) Chart	Page 10
Relative Fee Increases Chart	Page 11
Schedule 1: Student Society Fees	Page 12
Schedule 2: Campus Services Fees	Page 19
Schedule 3: Federated Colleges Student Society Fees	Page 20
Schedule 4: Federated Colleges Services Fees	Page 21
Student Society Fee Charts	Page 22

Fees for divisional student societies and other divisional fees are listed in a white background.
 Fees for central and cross-divisional student societies are listed in a light shaded background.
 Fees for University operated services are listed in a dark shaded background.

ARTS AND SCIENCE DIVISIONS

University of Toronto Mississauga	Summer 2018		Fall 2018		Winter 2019		Summer 2017		Fall 2017		Winter 2018	
	Full-time	Part-time	Full-time	Part-time	Full-time	Part-time	Full-time	Part-time	Full-time	Part-time	Full-time	Part-time
University of Toronto Mississauga Students' Union	187.76	165.45	151.66	129.15	151.66	129.15	178.01	155.97	143.26	120.95	143.26	120.95
The Medium			3.63	1.21	3.63	1.21			3.63	1.21	3.63	1.21
U of T at Mississauga Athletics Council	2.77	2.77	4.30	1.39	4.30	1.39	2.77	2.77	4.30	1.39	4.30	1.39
CFRE - Radio Erindale	2.00		2.00		2.00		2.00		2.00		2.00	
University of Toronto Students' Union	34.04		204.86		204.86		33.48		196.32		196.32	
Association of Part-time Undergraduate Students		18.60		138.56		138.56		18.54		127.54		127.54
U of T Community Radio	0.50		0.50		0.50		0.50		0.50		0.50	
The Varsity	2.01		2.81		2.81		1.97		2.01		2.01	
Physical Education & Athletics	197.29	39.46	197.29	39.46	197.29	39.46	178.71	35.74	178.71	35.74	178.71	35.74
KPE Co-Curricular Programs, Services and Facilities	21.92	4.39	21.92	4.39	21.92	4.39	21.49	4.30	21.49	4.30	21.49	4.30
Hart House	2.74	0.55	2.74	0.55	2.74	0.55	2.65	0.53	2.65	0.53	2.65	0.53
Health Service	46.06	9.21	46.06	9.21	46.06	9.21	44.72	8.94	44.72	8.94	44.72	8.94
Student Services	189.90	37.98	189.90	37.98	189.90	37.98	167.66	33.53	167.66	33.53	167.66	33.53
Total	686.99	278.41	827.67	361.90	827.67	361.90	633.96	260.32	767.25	334.13	767.25	334.13
Change From Previous Year	+8.4%	+6.9%	+7.9%	+8.3%	+7.9%	+8.3%	+5.7%	+6.6%	+5.0%	+6.8%	+5.0%	+6.8%
			Fall + Winter:		Full-time	1,655.34			Fall + Winter:		Full-time	1,534.50
					Part-time	723.80					Part-time	668.26

University of Toronto Scarborough	Summer 2018		Fall 2018		Winter 2019		Summer 2017		Fall 2017		Winter 2018	
	Full-time	Part-time	Full-time	Part-time	Full-time	Part-time	Full-time	Part-time	Full-time	Part-time	Full-time	Part-time
Scarborough Campus Students' Council	242.77	46.41	414.08	46.71	414.08	46.71	235.03	44.89	406.67	45.25	406.67	45.25
Scarborough Campus Students' Press (The Underground)			3.50		3.50				3.50		3.50	
Scarborough College Athletic Association			3.50		3.50				3.50		3.50	
Scarborough Campus Community Radio (CSCR)	12.85		12.85		12.85		12.85		12.85		12.85	
Association of Part-time Undergraduate Students		18.60		138.56		138.56		18.54		127.54		127.54
U of T Community Radio	0.50		0.50		0.50		0.50		0.50		0.50	
The Varsity	2.01		2.81		2.81		1.97		2.01		2.01	
Scarborough College Athletic Fee	143.07	28.61	143.07	28.61	143.07	28.61	137.57	27.51	137.57	27.51	137.57	27.51
KPE Co-Curricular Programs, Services and Facilities	21.92	4.39	21.92	4.39	21.92	4.39	21.49	4.30	21.49	4.30	21.49	4.30
Hart House	2.74	0.55	2.74	0.55	2.74	0.55	2.65	0.53	2.65	0.53	2.65	0.53
Health Service	68.99	13.80	68.99	13.80	68.99	13.80	67.31	13.46	67.31	13.46	67.31	13.46
Student Services	183.00	36.60	183.00	36.60	183.00	36.60	177.60	35.52	177.60	35.52	177.60	35.52
Total	677.85	148.96	856.96	269.22	856.96	269.22	656.97	144.75	835.65	254.11	835.65	254.11
Change From Previous Year	+3.2%	+2.9%	+2.6%	+5.9%	+2.6%	+5.9%	+5.0%	+3.3%	+4.7%	+5.6%	+4.7%	+5.6%
			Fall + Winter:		Full-time	1,713.92			Fall + Winter:		Full-time	1,671.30
					Part-time	538.44					Part-time	508.22

ARTS AND SCIENCE DIVISIONS (continued)

Innis College	Summer 2018		Fall 2018		Winter 2019		Summer 2017		Fall 2017		Winter 2018	
	Full-time	Part-time	Full-time	Part-time	Full-time	Part-time	Full-time	Part-time	Full-time	Part-time	Full-time	Part-time
Innis College Student Society (ICSS)			34.03	34.03	34.03	34.03			34.03	34.03	34.03	34.03
Innis College Student Services Fee	7.50	2.25	7.50	2.25	7.50	2.25	7.50	2.25	7.50	2.25	7.50	2.25
University of Toronto Students' Union	47.91		222.29		222.29		46.37		213.71		213.71	
Association of Part-time Undergraduate Students		18.60		138.56		138.56		18.54		127.54		127.54
Arts & Science Students' Union	9.50		9.50		9.50		9.50		9.50		9.50	
U of T Community Radio	3.75		3.75		3.75		3.75		3.75		3.75	
The Varsity	2.01		2.81		2.81		1.97		2.01		2.01	
KPE Co-Curricular Programs, Services and Facilities	189.00	37.80	189.00	37.80	189.00	37.80	185.29	37.05	185.29	37.05	185.29	37.05
Hart House	89.40	17.90	89.40	17.90	89.40	17.90	86.38	17.29	86.38	17.29	86.38	17.29
Student Life Programs & Services	156.72	31.34	156.72	31.34	156.72	31.34	151.54	30.31	151.54	30.31	151.54	30.31
Total	505.79	107.89	715.00	261.88	715.00	261.88	492.30	105.44	693.71	248.47	693.71	248.47
Change From Previous Year	+2.7%	+2.3%	+3.1%	+5.4%	+3.1%	+5.4%	+2.2%	+1.4%	+3.5%	+6.4%	+3.5%	+6.4%
Note: First-year students are charged an Orientation fee (\$51.00 per fall/winter session)					Fall + Winter: Full-time 1,430.00				Fall + Winter: Full-time 1,387.42			
					Part-time 523.76				Part-time 496.94			

New College	Summer 2018		Fall 2018		Winter 2019		Summer 2017		Fall 2017		Winter 2018	
	Full-time	Part-time	Full-time	Part-time	Full-time	Part-time	Full-time	Part-time	Full-time	Part-time	Full-time	Part-time
New College Student Council			17.00	7.00	17.00	7.00			30.00	13.25	30.00	13.25
University of Toronto Students' Union	47.91		222.29		222.29		46.37		213.71		213.71	
Association of Part-time Undergraduate Students		18.60		138.56		138.56		18.54		127.54		127.54
Arts & Science Students' Union	9.50		9.50		9.50		9.50		9.50		9.50	
U of T Community Radio	3.75		3.75		3.75		3.75		3.75		3.75	
The Varsity	2.01		2.81		2.81		1.97		2.01		2.01	
KPE Co-Curricular Programs, Services and Facilities	189.00	37.80	189.00	37.80	189.00	37.80	185.29	37.05	185.29	37.05	185.29	37.05
Hart House	89.40	17.90	89.40	17.90	89.40	17.90	86.38	17.29	86.38	17.29	86.38	17.29
Student Life Programs & Services	156.72	31.34	156.72	31.34	156.72	31.34	151.54	30.31	151.54	30.31	151.54	30.31
Total	498.29	105.64	690.47	232.60	690.47	232.60	484.80	103.19	682.18	225.44	682.18	225.44
Change From Previous Year	+2.8%	+2.4%	+1.2%	+3.2%	+1.2%	+3.2%	+2.3%	+1.4%	+3.1%	+5.3%	+3.1%	+5.3%
					Fall + Winter: Full-time 1,380.94				Fall + Winter: Full-time 1,364.36			
					Part-time 465.20				Part-time 450.88			

University College	Summer 2018		Fall 2018		Winter 2019		Summer 2017		Fall 2017		Winter 2018	
	Full-time	Part-time	Full-time	Part-time	Full-time	Part-time	Full-time	Part-time	Full-time	Part-time	Full-time	Part-time
University College Literary & Athletic Society			30.19	13.20	30.19	13.20			30.03	13.15	30.03	13.15
University of Toronto Students' Union	47.91		222.29		222.29		46.37		213.71		213.71	
Association of Part-time Undergraduate Students		18.60		138.56		138.56		18.54		127.54		127.54
Arts & Science Students' Union	9.50		9.50		9.50		9.50		9.50		9.50	
U of T Community Radio	3.75		3.75		3.75		3.75		3.75		3.75	
The Varsity	2.01		2.81		2.81		1.97		2.01		2.01	
KPE Co-Curricular Programs, Services and Facilities	189.00	37.80	189.00	37.80	189.00	37.80	185.29	37.05	185.29	37.05	185.29	37.05
Hart House	89.40	17.90	89.40	17.90	89.40	17.90	86.38	17.29	86.38	17.29	86.38	17.29
Student Life Programs & Services	156.72	31.34	156.72	31.34	156.72	31.34	151.54	30.31	151.54	30.31	151.54	30.31
Total	498.29	105.64	703.66	238.80	703.66	238.80	484.80	103.19	682.21	225.34	682.21	225.34
Change From Previous Year	+2.8%	+2.4%	+3.1%	+6.0%	+3.1%	+6.0%	+2.3%	+1.4%	+3.1%	+5.3%	+3.1%	+5.3%
					Fall + Winter: Full-time 1,407.32				Fall + Winter: Full-time 1,364.42			
					Part-time 477.60				Part-time 450.68			

Woodsworth College	Summer 2018		Fall 2018		Winter 2019		Summer 2017		Fall 2017		Winter 2018	
	Full-time	Part-time	Full-time	Part-time	Full-time	Part-time	Full-time	Part-time	Full-time	Part-time	Full-time	Part-time
Woodsworth College Students' Association	15.00	15.00	7.50	7.50	7.50	7.50	15.00	15.00	7.50	7.50	7.50	7.50
University of Toronto Students' Union	47.91		222.29		222.29		46.37		213.71		213.71	
Association of Part-time Undergraduate Students		18.60		138.56		138.56		18.54		127.54		127.54
Arts & Science Students' Union	9.50		9.50		9.50		9.50		9.50		9.50	
U of T Community Radio	3.75		3.75		3.75		3.75		3.75		3.75	
The Varsity	2.01		2.81		2.81		1.97		2.01		2.01	
KPE Co-Curricular Programs, Services and Facilities	189.00	37.80	189.00	37.80	189.00	37.80	185.29	37.05	185.29	37.05	185.29	37.05
Hart House	89.40	17.90	89.40	17.90	89.40	17.90	86.38	17.29	86.38	17.29	86.38	17.29
Student Life Programs & Services	156.72	31.34	156.72	31.34	156.72	31.34	151.54	30.31	151.54	30.31	151.54	30.31
Total	513.29	120.64	680.97	233.10	680.97	233.10	499.80	118.19	659.68	219.69	659.68	219.69
Change From Previous Year	+2.7%	+2.1%	+3.2%	+6.1%	+3.2%	+6.1%	+2.2%	+1.2%	+3.2%	+5.5%	+3.2%	+5.5%
					Fall + Winter: Full-time 1,361.94				Fall + Winter: Full-time 1,319.36			
					Part-time 466.20				Part-time 439.38			

ARTS AND SCIENCE DIVISIONS - Federated Colleges

St. Michael's College	Summer 2018		Fall 2018		Winter 2019		Summer 2017		Fall 2017		Winter 2018	
	Full-time	Part-time	Full-time	Part-time	Full-time	Part-time	Full-time	Part-time	Full-time	Part-time	Full-time	Part-time
St. Michael's College Student Union			14.00	10.50	14.00	10.50			14.00	10.50	14.00	10.50
The Mike			2.60	1.50	2.60	1.50			2.60	1.50	2.60	1.50
College Fee			103.43	51.72	103.43	51.72			97.50	48.75	97.50	48.75
Student Improvement Fee			15.00	15.00	15.00	15.00			15.00	15.00	15.00	15.00
Commuter Package			15.45	7.73	15.45	7.73			15.00	7.50	15.00	7.50
University of Toronto Students' Union	47.91		222.29		222.29		46.37		213.71		213.71	
Association of Part-time Undergraduate Students		18.60		138.56		138.56		18.54		127.54		127.54
Arts & Science Students' Union	9.50		9.50		9.50		9.50		9.50		9.50	
U of T Community Radio	3.75		3.75		3.75		3.75		3.75		3.75	
The Varsity	2.01		2.81		2.81		1.97		2.01		2.01	
KPE Co-Curricular Programs, Services and Facilities	189.00	37.80	189.00	37.80	189.00	37.80	185.29	37.05	185.29	37.05	185.29	37.05
Hart House	89.40	17.90	89.40	17.90	89.40	17.90	86.38	17.29	86.38	17.29	86.38	17.29
Student Life Programs & Services	156.72	31.34	156.72	31.34	156.72	31.34	151.54	30.31	151.54	30.31	151.54	30.31
Total	498.29	105.64	823.95	312.05	823.95	312.05	484.80	103.19	796.28	295.44	796.28	295.44
Change From Previous Year	+2.8%	+2.4%	+3.5%	+5.6%	+3.5%	+5.6%	+2.3%	+1.4%	+4.6%	+6.8%	+4.6%	+6.8%

Note: First-year students are charged an Orientation fee (\$130.00 per fall session)

Fall + Winter:	Full-time	1,647.90	Fall + Winter:	Full-time	1,592.56
	Part-time	624.10		Part-time	590.88

Trinity College	Summer 2018		Fall 2018		Winter 2019		Summer 2017		Fall 2017		Winter 2018	
	Full-time	Part-time	Full-time	Part-time	Full-time	Part-time	Full-time	Part-time	Full-time	Part-time	Full-time	Part-time
Trinity College Meeting			59.87	59.87	59.88	59.88			59.63	59.63	59.63	45.50
College Fee			156.50	78.25	156.50	78.25			156.50	78.25	156.50	78.25
University of Toronto Students' Union	47.91		222.29		222.29		46.37		213.71		213.71	
Association of Part-time Undergraduate Students		18.60		138.56		138.56		18.54		127.54		127.54
Arts & Science Students' Union	9.50		9.50		9.50		9.50		9.50		9.50	
U of T Community Radio	3.75		3.75		3.75		3.75		3.75		3.75	
The Varsity	2.01		2.81		2.81		1.97		2.01		2.01	
KPE Co-Curricular Programs, Services and Facilities	189.00	37.80	189.00	37.80	189.00	37.80	185.29	37.05	185.29	37.05	185.29	37.05
Hart House	89.40	17.90	89.40	17.90	89.40	17.90	86.38	17.29	86.38	17.29	86.38	17.29
Student Life Programs & Services	156.72	31.34	156.72	31.34	156.72	31.34	151.54	30.31	151.54	30.31	151.54	30.31
Total	498.29	105.64	889.84	363.72	889.85	363.73	484.80	103.19	868.31	350.07	868.31	335.94
Change From Previous Year	+2.8%	+2.4%	+2.5%	+3.9%	+2.5%	+8.3%	+2.3%	+1.4%	+3.3%	+5.0%	+3.3%	+4.1%

Fall + Winter:	Full-time	1,779.69	Fall + Winter:	Full-time	1,736.62
	Part-time	727.45		Part-time	686.01

Victoria College	Summer 2018		Fall 2018		Winter 2019		Summer 2017		Fall 2017		Winter 2018	
	Full-time	Part-time	Full-time	Part-time	Full-time	Part-time	Full-time	Part-time	Full-time	Part-time	Full-time	Part-time
Victoria University Students' Administrative Council			32.82	17.95	32.82	17.95			33.16	18.23	33.16	18.23
Victoria University Student Services Fee			98.45	49.22	98.45	49.22			92.18	46.09	92.18	46.09
Goldring Student Centre			100.00	50.00	100.00	50.00			100.00	50.00	100.00	50.00
Commuter Package			15.96	7.98	15.96	7.98			14.96	7.48	14.96	7.48
University of Toronto Students' Union	47.91		222.29		222.29		46.37		213.71		213.71	
Association of Part-time Undergraduate Students		18.60		138.56		138.56		18.54		127.54		127.54
Arts & Science Students' Union	9.50		9.50		9.50		9.50		9.50		9.50	
U of T Community Radio	3.75		3.75		3.75		3.75		3.75		3.75	
The Varsity	2.01		2.81		2.81		1.97		2.01		2.01	
KPE Co-Curricular Programs, Services and Facilities	189.00	37.80	189.00	37.80	189.00	37.80	185.29	37.05	185.29	37.05	185.29	37.05
Hart House	89.40	17.90	89.40	17.90	89.40	17.90	86.38	17.29	86.38	17.29	86.38	17.29
Student Life Programs & Services	156.72	31.34	156.72	31.34	156.72	31.34	151.54	30.31	151.54	30.31	151.54	30.31
Total	498.29	105.64	920.70	350.75	920.70	350.75	484.80	103.19	892.48	333.99	892.48	333.99
Change From Previous Year	+2.8%	+2.4%	+3.2%	+5.0%	+3.2%	+5.0%	+2.3%	+1.4%	+1.4%	+2.3%	+1.4%	+2.3%

Note: First-year students are charged an Orientation fee (\$69.48 per fall/winter session full-time; \$34.74 part-time)

Fall + Winter:	Full-time	1,841.40	Fall + Winter:	Full-time	1,784.96
	Part-time	701.50		Part-time	667.98

UNDERGRADUATE PROFESSIONAL DIVISIONS

Applied Science & Engineering	Summer 2018		Fall 2018		Winter 2019		Summer 2017		Fall 2017		Winter 2018	
	Full-time	Part-time	Full-time	Part-time	Full-time	Part-time	Full-time	Part-time	Full-time	Part-time	Full-time	Part-time
Engineering Society			100.82	49.06	100.82	49.06			50.44	23.70	50.44	23.70
University of Toronto Students' Union	47.91		222.29		222.29		46.37		213.71		213.71	
Association of Part-time Undergraduate Students		18.60		138.56		138.56		18.54		127.54		127.54
U of T Community Radio	3.75		3.75		3.75		3.75		3.75		3.75	
The Varsity	2.01		2.81		2.81		1.97		2.01		2.01	
KPE Co-Curricular Programs, Services and Facilities	189.00	37.80	189.00	37.80	189.00	37.80	185.29	37.05	185.29	37.05	185.29	37.05
Hart House	89.40	17.90	89.40	17.90	89.40	17.90	86.38	17.29	86.38	17.29	86.38	17.29
Student Life Programs & Services	156.72	31.34	156.72	31.34	156.72	31.34	151.54	30.31	151.54	30.31	151.54	30.31
Total	488.79	105.64	764.79	274.66	764.79	274.66	475.30	103.19	693.12	235.89	693.12	235.89
Change From Previous Year	+2.8%	+2.4%	+10.3%	+16.4%	+10.3%	+16.4%	+2.3%	+1.4%	-10.5%	+5.2%	-10.5%	+5.2%
Note: Professional Experience Year students pay part-time incidental fees			Fall + Winter: Full-time 1,529.58 Part-time 549.32				Fall + Winter: Full-time 1,386.24 Part-time 471.78					

Architecture	Summer 2018		Fall 2018		Winter 2019		Summer 2017		Fall 2017		Winter 2018	
	Full-time	Part-time	Full-time	Part-time	Full-time	Part-time	Full-time	Part-time	Full-time	Part-time	Full-time	Part-time
Architecture and Visual Studies Student Union			10.00	5.00	10.00	5.00			10.00	5.00	10.00	5.00
Students' Administrative Council			222.29		222.29				213.71		213.71	
Association of Part-time Undergraduate Students				138.56		138.56				127.54		127.54
U of T Community Radio			3.75		3.75				3.75		3.75	
The Varsity			2.81		2.81				2.01		2.01	
KPE Co-Curricular Programs, Services and Facilities			189.00	37.80	189.00	37.80			185.29	37.05	185.29	37.05
Hart House			89.40	17.90	89.40	17.90			86.38	17.29	86.38	17.29
Student Life Programs & Services			156.72	31.34	156.72	31.34			151.54	30.31	151.54	30.31
Total			673.97	230.60	673.97	230.60			652.68	217.19	652.68	217.19
Change From Previous Year			+3.3%	+6.2%	+3.3%	+6.2%			+3.2%	+5.5%	+3.2%	+5.5%
			Fall + Winter: Full-time 1,529.58 Part-time 549.32				Fall + Winter: Full-time 1,386.24 Part-time 471.78					

Dentistry D.D.S.	Summer 2018		Fall 2018		Winter 2019		Summer 2017		Fall 2017		Winter 2018	
	Full-time	Part-time	Full-time	Part-time	Full-time	Part-time	Full-time	Part-time	Full-time	Part-time	Full-time	Part-time
Dental Students' Society			15.00		15.00				15.00		15.00	
University of Toronto Students' Union			222.29		222.29				213.71		213.71	
U of T Community Radio			3.75		3.75				3.75		3.75	
The Varsity			2.81		2.81				2.01		2.01	
KPE Co-Curricular Programs, Services and Facilities			189.00		189.00				185.29		185.29	
Hart House			89.40		89.40				86.38		86.38	
Student Life Programs & Services			156.72		156.72				151.54		151.54	
Total			678.97		678.97				657.68		657.68	
Change From Previous Year			+3.2%		+3.2%		-100.0%		+3.2%		+3.2%	
			Fall + Winter: Full-time 1,357.94 Part-time				Fall + Winter: Full-time 1,315.36 Part-time					

Kinesiology and Physical Education	Summer 2018		Fall 2018		Winter 2019		Summer 2017		Fall 2017		Winter 2018	
	Full-time	Part-time	Full-time	Part-time	Full-time	Part-time	Full-time	Part-time	Full-time	Part-time	Full-time	Part-time
Kinesiology and Physical Education Undergraduate Association			18.50		18.50				18.50		18.50	
University of Toronto Students' Union			222.29		222.29				213.71		213.71	
Association of Part-time Undergraduate Students				138.56		138.56				127.54		127.54
U of T Community Radio			3.75		3.75				3.75		3.75	
The Varsity			2.81		2.81				2.01		2.01	
KPE Co-Curricular Programs, Services and Facilities			189.00	37.80	189.00	37.80			185.29	37.05	185.29	37.05
Hart House			89.40	17.90	89.40	17.90			86.38	17.29	86.38	17.29
Student Life Programs & Services			156.72	31.34	156.72	31.34			151.54	30.31	151.54	30.31
Total			682.47	225.60	682.47	225.60			661.18	212.19	661.18	212.19
Change From Previous Year			+3.2%	+6.3%	+3.2%	+6.3%			+3.2%	+5.7%	+3.2%	+5.7%
			Fall + Winter: Full-time 1,364.94 Part-time 451.20				Fall + Winter: Full-time 1,322.36 Part-time 424.38					

Law Undergraduate Programs	Summer 2018		Fall 2018		Winter 2019		Summer 2017		Fall 2017		Winter 2018	
	Full-time	Part-time	Full-time	Part-time	Full-time	Part-time	Full-time	Part-time	Full-time	Part-time	Full-time	Part-time
Students' Law Society (SLS)			35.00		35.00				35.00		35.00	
University of Toronto Students' Union			222.29		222.29				213.71		213.71	
U of T Community Radio			3.75		3.75				3.75		3.75	
The Varsity			2.81		2.81				2.01		2.01	
KPE Co-Curricular Programs, Services and Facilities			189.00		189.00				185.29		185.29	
Hart House			89.40		89.40				86.38		86.38	
Student Life Programs & Services			156.72		156.72				151.54		151.54	
Total			698.97		698.97				677.68		677.68	
Change From Previous Year			+3.1%		+3.1%				+3.1%		+3.1%	
Note: Half-time program students are charged 50% of full-time fees			Fall + Winter: Full-time 1,397.94 Part-time				Fall + Winter: Full-time 1,355.36 Part-time					
Note: First-year students are charged an Orientation fee (\$25.00 per fall/winter session)												

UNDERGRADUATE PROFESSIONAL DIVISIONS (continued)

Medicine M.D. - St. George	Summer 2018		Fall 2018		Winter 2019		Summer 2017		Fall 2017		Winter 2018	
	Full-time	Part-time	Full-time	Part-time	Full-time	Part-time	Full-time	Part-time	Full-time	Part-time	Full-time	Part-time
Medical Society			54.27		54.27				54.27		54.27	
University of Toronto Students' Union			222.29		222.29				213.71		213.71	
U of T Community Radio			3.75		3.75				3.75		3.75	
The Varsity			2.81		2.81				2.01		2.01	
KPE Co-Curricular Programs, Services and Facilities			189.00		189.00				185.29		185.29	
Hart House			89.40		89.40				86.38		86.38	
Student Life Programs & Services			156.72		156.72				151.54		151.54	
Total			718.24		718.24				696.95		696.95	
Change From Previous Year			+3.1%		+3.1%				+3.0%		+3.0%	
			Fall + Winter:		Full-time 1,436.48				Fall + Winter:		Full-time 1,393.90	
					Part-time						Part-time	

Medicine M.D. - Mississauga	Summer 2018		Fall 2018		Winter 2019		Summer 2017		Fall 2017		Winter 2018	
	Full-time	Part-time	Full-time	Part-time	Full-time	Part-time	Full-time	Part-time	Full-time	Part-time	Full-time	Part-time
University of Toronto Mississauga Students' Union			209.30		209.31				200.90		200.91	
Medical Society			54.27		54.27				54.27		54.27	
University of Toronto Students' Union			204.86		204.86				196.32		196.32	
U of T Community Radio			0.50		0.50				0.50		0.50	
The Varsity			2.81		2.81				2.01		2.01	
Physical Education & Athletics			197.29		197.29				178.71		178.71	
KPE Co-Curricular Programs, Services and Facilities			21.92		21.92				21.49		21.49	
Hart House			2.74		2.74				2.65		2.65	
Health Service			46.06		46.06				44.72		44.72	
Student Services			189.90		189.90				167.66		167.66	
Summer Shuttle Services			5.19		5.19				5.21		5.21	
Total			934.84		934.85				874.44		874.45	
Change From Previous Year			+6.9%		+6.9%				+5.0%		+5.0%	
Note: UTMSU MAM fee includes a summer transit U-Pass			Fall + Winter:		Full-time 1,869.69				Fall + Winter:		Full-time 1,748.89	
					Part-time						Part-time	

Medicine Radiation Sciences	Summer 2018		Fall 2018		Winter 2019		Summer 2017		Fall 2017		Winter 2018	
	Full-time	Part-time	Full-time	Part-time	Full-time	Part-time	Full-time	Part-time	Full-time	Part-time	Full-time	Part-time
Medical Radiation Sciences Society			12.50		12.50				12.50		12.50	
University of Toronto Students' Union			222.29		222.29				213.71		213.71	
U of T Community Radio			3.75		3.75				3.75		3.75	
The Varsity			2.81		2.81				2.01		2.01	
KPE Co-Curricular Programs, Services and Facilities			189.00		189.00				185.29		185.29	
Hart House			89.40		89.40				86.38		86.38	
Student Life Programs & Services			156.72		156.72				151.54		151.54	
Total			676.47		676.47				655.18		655.18	
Change From Previous Year			+3.2%		+3.2%				+3.2%		+3.2%	
Note: Radiation Science students are also charged Michener Institute incidental/ancillary fees			Fall + Winter:		Full-time 1,352.94				Fall + Winter:		Full-time 1,310.36	
					Part-time						Part-time	

Medicine Physician Assistant Program	Summer 2018		Fall 2018		Winter 2019		Summer 2017		Fall 2017		Winter 2018	
	Full-time	Part-time	Full-time	Part-time	Full-time	Part-time	Full-time	Part-time	Full-time	Part-time	Full-time	Part-time
University of Toronto Students' Union			222.29		222.29				213.71		213.71	
U of T Community Radio			3.75		3.75				3.75		3.75	
The Varsity			2.81		2.81				2.01		2.01	
KPE Co-Curricular Programs, Services and Facilities			189.00		189.00				185.29		185.29	
Hart House			89.40		89.40				86.38		86.38	
Student Life Programs & Services			156.72		156.72				151.54		151.54	
Total			663.97		663.97				642.68		642.68	
Change From Previous Year			+3.3%		+3.3%				+3.3%		+3.3%	
			Fall + Winter:		Full-time 1,327.94				Fall + Winter:		Full-time 1,285.36	
					Part-time						Part-time	

Music	Summer 2018		Fall 2018		Winter 2019		Summer 2017		Fall 2017		Winter 2018	
	Full-time	Part-time	Full-time	Part-time	Full-time	Part-time	Full-time	Part-time	Full-time	Part-time	Full-time	Part-time
Music Undergraduate Association			350.00		350.00				350.00		350.00	
University of Toronto Students' Union			222.29		222.29				213.71		213.71	
Association of Part-time Undergraduate Students				138.56		138.56				127.54		127.54
U of T Community Radio			3.75		3.75				3.75		3.75	
The Varsity			2.81		2.81				2.01		2.01	
KPE Co-Curricular Programs, Services and Facilities			189.00	37.80	189.00	37.80			185.29	37.05	185.29	37.05
Hart House			89.40	17.90	89.40	17.90			86.38	17.29	86.38	17.29
Student Life Programs & Services			156.72	31.34	156.72	31.34			151.54	30.31	151.54	30.31
Total			1,013.97	225.60	1,013.97	225.60			992.68	212.19	992.68	212.19
Change From Previous Year			+2.1%	+6.3%	+2.1%	+6.3%			-7.4%	+5.7%	-7.4%	+5.7%
			Fall + Winter:		Full-time 2,027.94				Fall + Winter:		Full-time 1,985.36	
					Part-time 451.20						Part-time 424.38	

UNDERGRADUATE PROFESSIONAL DIVISIONS (continued)

Nursing	Summer 2018		Fall 2018		Winter 2019		Summer 2017		Fall 2017		Winter 2018		
	Full-time	Part-time	Full-time	Part-time	Full-time	Part-time	Full-time	Part-time	Full-time	Part-time	Full-time	Part-time	
Nursing Students' Council			30.67	9.00	30.67	9.00			30.67	9.00	30.67	9.00	
University of Toronto Students' Union			222.29		222.29				213.71		213.71		
Association of Part-time Undergraduate Students				138.56		138.56				127.54		127.54	
U of T Community Radio			3.75		3.75				3.75		3.75		
The Varsity			2.81		2.81				2.01		2.01		
KPE Co-Curricular Programs, Services and Facilities			189.00	37.80	189.00	37.80			185.29	37.05	185.29	37.05	
Hart House			89.40	17.90	89.40	17.90			86.38	17.29	86.38	17.29	
Student Life Programs & Services			156.72	31.34	156.72	31.34			151.54	30.31	151.54	30.31	
Total			694.64	234.60	694.64	234.60			673.35	221.19	673.35	221.19	
Change From Previous Year			+3.2%	+6.1%	+3.2%	+6.1%			+3.1%	+5.4%	+3.1%	+5.4%	
			Fall + Winter:		Full-time 1,389.28					Fall + Winter:		Full-time 1,346.70	
					Part-time 469.20							Part-time 442.38	

Pharmacy	Summer 2018		Fall 2018		Winter 2019		Summer 2017		Fall 2017		Winter 2018		
	Full-time	Part-time	Full-time	Part-time	Full-time	Part-time	Full-time	Part-time	Full-time	Part-time	Full-time	Part-time	
Undergraduate Pharmacy Society			36.00		36.00				36.00		36.00		
University of Toronto Students' Union			222.29		222.29				213.71		213.71		
Association of Part-time Undergraduate Students				138.56		138.56				127.54		127.54	
U of T Community Radio			3.75		3.75				3.75		3.75		
The Varsity			2.81		2.81				2.01		2.01		
KPE Co-Curricular Programs, Services and Facilities			189.00	37.80	189.00	37.80			185.29	37.05	185.29	37.05	
Hart House			89.40	17.90	89.40	17.90			86.38	17.29	86.38	17.29	
Student Life Programs & Services			156.72	31.34	156.72	31.34			151.54	30.31	151.54	30.31	
Total			699.97	225.60	699.97	225.60			678.68	212.19	678.68	212.19	
Change From Previous Year			+3.1%	+6.3%	+3.1%	+6.3%			+3.1%	+5.7%	+3.1%	+5.7%	
			Fall + Winter:		Full-time 1,399.94					Fall + Winter:		Full-time 1,357.36	
					Part-time 451.20							Part-time 424.38	

OTHER PROGRAMS

Toronto School of Theology Basic Degree Students	Summer 2018		Fall 2018		Winter 2019		Summer 2017		Fall 2017		Winter 2018		
	Full-time	Part-time	Full-time	Part-time	Full-time	Part-time	Full-time	Part-time	Full-time	Part-time	Full-time	Part-time	
University of Toronto Students' Union			222.29		222.29				213.71		213.71		
KPE Co-Curricular Programs, Services and Facilities			189.00	37.80	189.00	37.80			185.29	37.05	185.29	37.05	
Hart House			89.40	17.90	89.40	17.90			86.38	17.29	86.38	17.29	
Student Life Programs & Services			156.72	31.34	156.72	31.34			151.54	30.31	151.54	30.31	
Total			657.41	87.04	657.41	87.04			636.92	84.65	636.92	84.65	
Change From Previous Year			+3.2%	+2.8%	+3.2%	+2.8%			+3.3%	+1.7%	+3.3%	+1.7%	
Note: TST students are also charged college incidental fees			Fall + Winter:		Full-time 1,314.82					Fall + Winter:		Full-time 1,273.84	
					Part-time 174.08							Part-time 169.30	

Transitional Year Program	Summer 2018		Fall 2018		Winter 2019		Summer 2017		Fall 2017		Winter 2018		
	Full-time	Part-time	Full-time	Part-time	Full-time	Part-time	Full-time	Part-time	Full-time	Part-time	Full-time	Part-time	
Student Association of the Transitional Year Program			15.00		15.00				15.00		15.00		
University of Toronto Students' Union			222.29		222.29				213.71		213.71		
Association of Part-time Undergraduate Students				138.56		138.56				127.54		127.54	
U of T Community Radio			3.75		3.75				3.75		3.75		
The Varsity			2.81		2.81				2.01		2.01		
KPE Co-Curricular Programs, Services and Facilities			189.00	37.80	189.00	37.80			185.29	37.05	185.29	37.05	
Hart House			89.40	17.90	89.40	17.90			86.38	17.29	86.38	17.29	
Student Life Programs & Services			156.72	31.34	156.72	31.34			151.54	30.31	151.54	30.31	
Total			678.97	225.60	678.97	225.60			657.68	212.19	657.68	212.19	
Change From Previous Year			+3.2%	+6.3%	+3.2%	+6.3%			+3.2%	+5.7%	+3.2%	+5.7%	
			Fall + Winter:		Full-time 1,357.94					Fall + Winter:		Full-time 1,315.36	
					Part-time 451.20							Part-time 424.38	

Woodsworth College Certificate, Diploma, and Other Programs	Summer 2018		Fall 2018		Winter 2019		Summer 2017		Fall 2017		Winter 2018		
	Full-time	Part-time	Full-time	Part-time	Full-time	Part-time	Full-time	Part-time	Full-time	Part-time	Full-time	Part-time	
Woodsworth College Students' Association	15.00	15.00	7.50	7.50	7.50	7.50	15.00	15.00	7.50	7.50	7.50	7.50	
University of Toronto Students' Union	47.91		222.29		222.29		46.37		213.71		213.71		
Association of Part-time Undergraduate Students		18.60		138.56		138.56		18.54		127.54		127.54	
Arts & Science Students' Union	9.50		9.50		9.50		9.50		9.50		9.50		
U of T Community Radio	3.75		3.75		3.75		3.75		3.75		3.75		
The Varsity	2.01		2.81		2.81		1.97		2.01		2.01		
KPE Co-Curricular Programs, Services and Facilities	189.00	37.80	189.00	37.80	189.00	37.80	185.29	37.05	185.29	37.05	185.29	37.05	
Hart House	89.40	17.90	89.40	17.90	89.40	17.90	86.38	17.29	86.38	17.29	86.38	17.29	
Student Life Programs & Services	156.72	31.34	156.72	31.34	156.72	31.34	151.54	30.31	151.54	30.31	151.54	30.31	
Total	513.29	120.64	680.97	233.10	680.97	233.10	499.80	118.19	659.68	219.69	659.68	219.69	
Change From Previous Year	+2.7%	+2.1%	+3.2%	+6.1%	+3.2%	+6.1%	+2.2%	+1.2%	+3.2%	+5.5%	+3.2%	+5.5%	
			Fall + Winter:		Full-time 1,361.94					Fall + Winter:		Full-time 1,319.36	
					Part-time 466.20							Part-time 439.38	

GRADUATE STUDIES

Graduate Studies St. George	Summer 2018		Fall 2018		Winter 2019		Summer 2017		Fall 2017		Winter 2018		
	Full-time	Part-time	Full-time	Part-time	Full-time	Part-time	Full-time	Part-time	Full-time	Part-time	Full-time	Part-time	
Graduate Students' Union		20.11	331.34	307.19	331.34	307.20		20.04	309.36	285.30	309.36	285.30	
The Varsity			0.80		0.80								
KPE Co-Curricular Programs, Services and Facilities		37.80	189.00	37.80	189.00	37.80		37.05	185.29	37.05	185.29	37.05	
Hart House		17.90	89.40	17.90	89.40	17.90		17.29	86.38	17.29	86.38	17.29	
Student Life Programs & Services		31.34	156.72	31.34	156.72	31.34		30.31	151.54	30.31	151.54	30.31	
Total		107.15	767.26	394.23	767.26	394.24		104.69	732.57	369.95	732.57	369.95	
Change From Previous Year		+2.3%	+4.7%	+6.6%	+4.7%	+6.6%		+1.7%	+3.8%	+6.0%	+3.8%	+6.0%	
Fall + Winter:							Full-time	1,534.52		Fall + Winter:		Full-time	1,465.14
							Part-time	788.47				Part-time	739.90

Graduate Studies Mississauga	Summer 2018		Fall 2018		Winter 2019		Summer 2017		Fall 2017		Winter 2018		
	Full-time	Part-time	Full-time	Part-time	Full-time	Part-time	Full-time	Part-time	Full-time	Part-time	Full-time	Part-time	
UTM Association of Graduate Students			186.44		186.44				174.87		174.87		
Graduate Students' Union		20.11	331.34	307.19	331.34	307.20		20.04	309.36	285.30	309.36	285.30	
The Varsity			0.80		0.80								
Physical Education & Athletics		39.46	197.29	39.46	197.29	39.46		35.74	178.71	35.74	178.71	35.74	
KPE Co-Curricular Programs, Services and Facilities		4.39	21.92	4.39	21.92	4.39		4.30	21.49	4.30	21.49	4.30	
Hart House		0.55	2.74	0.55	2.74	0.55		0.53	2.65	0.53	2.65	0.53	
Health Service		9.21	46.06	9.21	46.06	9.21		8.94	44.72	8.94	44.72	8.94	
Student Services		37.98	189.90	37.98	189.90	37.98		33.53	167.66	33.53	167.66	33.53	
Summer Shuttle Services			5.19		5.19				5.21		5.21		
Total		111.70	981.68	398.78	981.68	398.79		103.08	904.67	368.34	904.67	368.34	
Change From Previous Year		+8.4%	+8.5%	+8.3%	+8.5%	+8.3%		+4.4%	+6.0%	+6.9%	+6.0%	+6.9%	
Fall + Winter:							Full-time	1,963.36		Fall + Winter:		Full-time	1,809.34
							Part-time	797.57				Part-time	736.68

Graduate Studies Scarborough	Summer 2018		Fall 2018		Winter 2019		Summer 2017		Fall 2017		Winter 2018		
	Full-time	Part-time	Full-time	Part-time	Full-time	Part-time	Full-time	Part-time	Full-time	Part-time	Full-time	Part-time	
Graduate Students' Union		20.11	331.34	307.19	331.34	307.20		20.04	309.36	285.30	309.36	285.30	
The Varsity			0.80		0.80								
Scarborough College Athletic Fee		28.61	143.07	28.61	143.07	28.61		27.51	137.57	27.51	137.57	27.51	
KPE Co-Curricular Programs, Services and Facilities		4.39	21.92	4.39	21.92	4.39		4.30	21.49	4.30	21.49	4.30	
Hart House		0.55	2.74	0.55	2.74	0.55		0.53	2.65	0.53	2.65	0.53	
Health Service		13.80	68.99	13.80	68.99	13.80		13.46	67.31	13.46	67.31	13.46	
Student Services		36.60	183.00	36.60	183.00	36.60		35.52	177.60	35.52	177.60	35.52	
Total		104.06	751.86	391.14	751.86	391.15		101.36	715.98	366.62	715.98	366.62	
Change From Previous Year		+2.7%	+5.0%	+6.7%	+5.0%	+6.7%		+2.3%	+4.3%	+6.3%	+4.3%	+6.3%	
Fall + Winter:							Full-time	1,503.72		Fall + Winter:		Full-time	1,431.96
							Part-time	782.29				Part-time	733.24

Graduate Studies: Faculty of Architecture, Landscape & Design	Summer 2018		Fall 2018		Winter 2019		Summer 2017		Fall 2017		Winter 2018		
	Full-time	Part-time	Full-time	Part-time	Full-time	Part-time	Full-time	Part-time	Full-time	Part-time	Full-time	Part-time	
Graduate Architecture, Landscape & Design Student Union			40.00	25.00	40.00	25.00			40.00	25.00	40.00	25.00	
Graduate Students' Union		20.11	331.34	307.19	331.34	307.20		20.04	309.36	285.30	309.36	285.30	
The Varsity			0.80		0.80								
KPE Co-Curricular Programs, Services and Facilities		37.80	189.00	37.80	189.00	37.80		37.05	185.29	37.05	185.29	37.05	
Hart House		17.90	89.40	17.90	89.40	17.90		17.29	86.38	17.29	86.38	17.29	
Student Life Programs & Services		31.34	156.72	31.34	156.72	31.34		30.31	151.54	30.31	151.54	30.31	
Total		107.15	807.26	419.23	807.26	419.24		104.69	772.57	394.95	772.57	394.95	
Change From Previous Year		+2.3%	+4.5%	+6.1%	+4.5%	+6.2%		+1.7%	+3.6%	+5.6%	+3.6%	+5.6%	
Fall + Winter:							Full-time	1,614.52		Fall + Winter:		Full-time	1,545.14
							Part-time	838.47				Part-time	789.90

Graduate Studies: Faculty of Information Masters of Information	Summer 2018		Fall 2018		Winter 2019		Summer 2017		Fall 2017		Winter 2018		
	Full-time	Part-time	Full-time	Part-time	Full-time	Part-time	Full-time	Part-time	Full-time	Part-time	Full-time	Part-time	
Masters of Information Student Council			37.50	18.75	37.50	18.75			37.50	18.75	37.50	18.75	
Graduate Students' Union		20.11	331.34	307.19	331.34	307.20		20.04	309.36	285.30	309.36	285.30	
The Varsity			0.80		0.80								
KPE Co-Curricular Programs, Services and Facilities		37.80	189.00	37.80	189.00	37.80		37.05	185.29	37.05	185.29	37.05	
Hart House		17.90	89.40	17.90	89.40	17.90		17.29	86.38	17.29	86.38	17.29	
Student Life Programs & Services		31.34	156.72	31.34	156.72	31.34		30.31	151.54	30.31	151.54	30.31	
Total		107.15	804.76	412.98	804.76	412.99		104.69	770.07	388.70	770.07	388.70	
Change From Previous Year		+2.3%	+4.5%	+6.2%	+4.5%	+6.2%		+1.7%	+7.2%	+9.4%	+7.2%	+9.4%	
Fall + Winter:							Full-time	1,609.52		Fall + Winter:		Full-time	1,540.14
							Part-time	825.97				Part-time	777.40

Note: PhD students are not members of MISC and do not pay related MISC incidental fees

Graduate Studies: Faculty of Information Masters of Museum Studies	Summer 2018		Fall 2018		Winter 2019		Summer 2017		Fall 2017		Winter 2018		
	Full-time	Part-time	Full-time	Part-time	Full-time	Part-time	Full-time	Part-time	Full-time	Part-time	Full-time	Part-time	
Museum Studies Student Association			25.00	12.50	25.00	12.50			25.00	12.50	25.00	12.50	
Graduate Students' Union		20.11	331.34	307.19	331.34	307.20		20.04	309.36	285.30	309.36	285.30	
The Varsity			0.80		0.80								
KPE Co-Curricular Programs, Services and Facilities		37.80	189.00	37.80	189.00	37.80		37.05	185.29	37.05	185.29	37.05	
Hart House		17.90	89.40	17.90	89.40	17.90		17.29	86.38	17.29	86.38	17.29	
Student Life Programs & Services		31.34	156.72	31.34	156.72	31.34		30.31	151.54	30.31	151.54	30.31	
Total		107.15	792.26	406.73	792.26	406.74		104.69	757.57	382.45	757.57	382.45	
Change From Previous Year		+2.3%	+4.6%	+6.3%	+4.6%	+6.4%		+1.7%	+5.5%	+7.7%	+5.5%	+7.7%	
Fall + Winter:							Full-time	1,584.52		Fall + Winter:		Full-time	1,515.14
							Part-time	813.47				Part-time	764.90

GRADUATE STUDIES (continued)

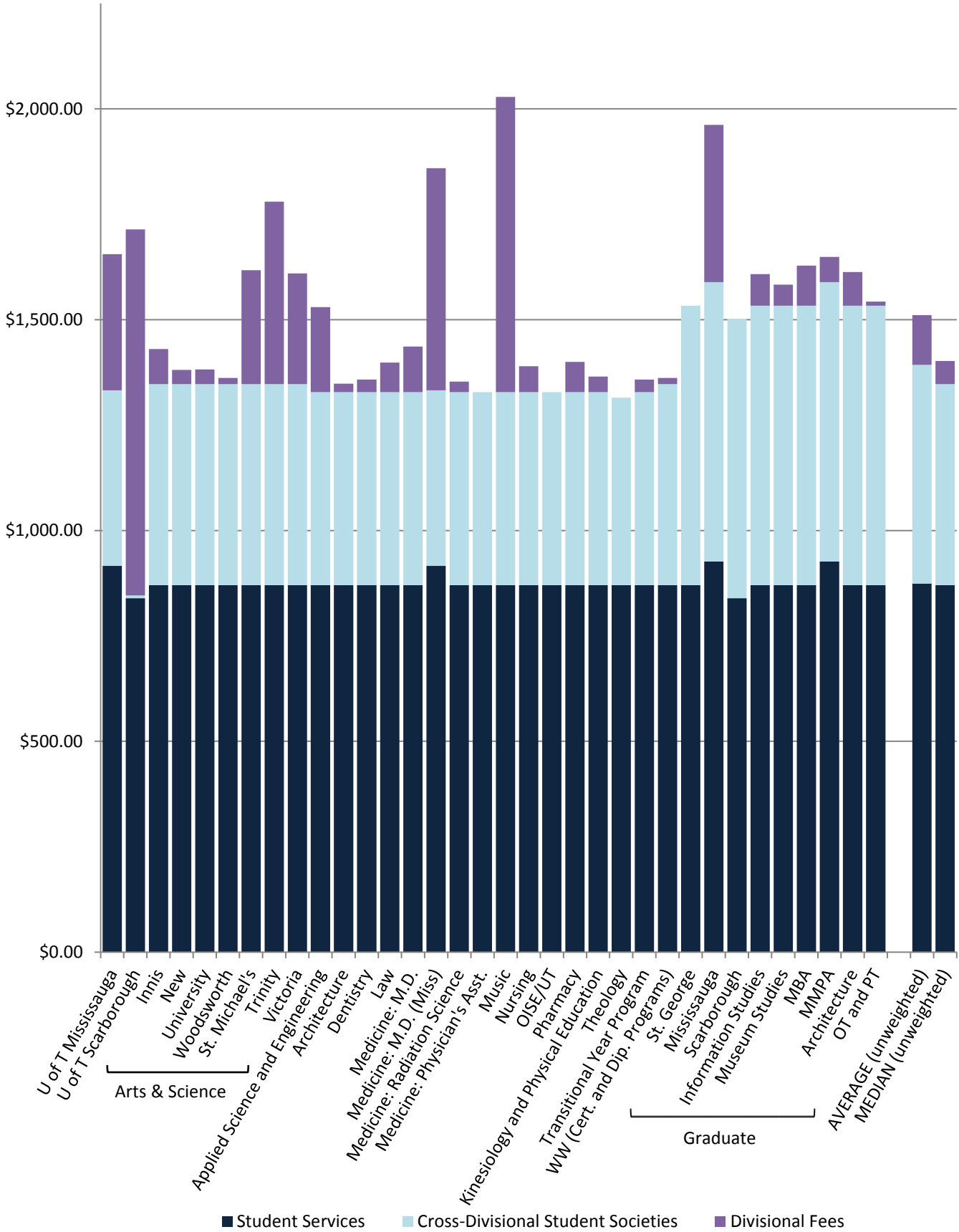
Graduate Studies: Masters of Management and Professional Accounting (Mississauga)	Summer 2018		Fall 2018		Winter 2019		Summer 2017		Fall 2017		Winter 2018		
	Full-time	Part-time	Full-time	Part-time	Full-time	Part-time	Full-time	Part-time	Full-time	Part-time	Full-time	Part-time	
MMPA Student Council			30.00		30.00				30.00		30.00		
Graduate Students' Union			331.34	307.19	331.34	307.20			309.36	285.30	309.36	285.30	
The Varsity			0.80		0.80								
Physical Education & Athletics			197.29	39.46	197.29	39.46			178.71	35.74	178.71	35.74	
KPE Co-Curricular Programs, Services and Facilities			21.92	4.39	21.92	4.39			21.49	4.30	21.49	4.30	
Hart House			2.74	0.55	2.74	0.55			2.65	0.53	2.65	0.53	
Health Service			46.06	9.21	46.06	9.21			44.72	8.94	44.72	8.94	
Student Services			189.90	37.98	189.90	37.98			167.66	33.53	167.66	33.53	
Summer Shuttle Services			5.19		5.19				5.21		5.21		
Total			825.24	398.78	825.24	398.79			759.80	368.34	759.80	368.34	
Change From Previous Year			+8.6%	+8.3%	+8.6%	+8.3%			+5.6%	+6.9%	+5.6%	+6.9%	
			Fall + Winter:		Full-time 1,650.48					Fall + Winter:		Full-time 1,519.60	
					Part-time 797.57							Part-time 736.68	

Graduate Studies Occupational Therapy and Physical Therapy (St. George)	Summer 2018		Fall 2018		Winter 2019		Summer 2017		Fall 2017		Winter 2018		
	Full-time	Part-time	Full-time	Part-time	Full-time	Part-time	Full-time	Part-time	Full-time	Part-time	Full-time	Part-time	
Occupational Therapy & Physical Therapy Graduate Students Council			5.00	5.00	5.00	5.00			5.00	5.00	5.00	5.00	
Graduate Students' Union		20.11	331.34	307.19	331.34	307.20		20.04	309.36	285.30	309.36	285.30	
The Varsity			0.80		0.80								
KPE Co-Curricular Programs, Services and Facilities			189.00	37.80	189.00	37.80			185.29	37.05	185.29	37.05	
Hart House			17.90	89.40	17.90	89.40		17.29	86.38	17.29	86.38	17.29	
Student Life Programs & Services			31.34	156.72	31.34	156.72		30.31	151.54	30.31	151.54	30.31	
Total			107.15	772.26	399.23	772.26		104.69	737.57	374.95	737.57	374.95	
Change From Previous Year			+2.3%	+4.7%	+6.5%	+4.7%		+1.7%	+3.8%	+5.9%	+3.8%	+5.9%	
			Fall + Winter:		Full-time 1,544.52					Fall + Winter:		Full-time 1,475.14	
					Part-time 798.47							Part-time 749.90	

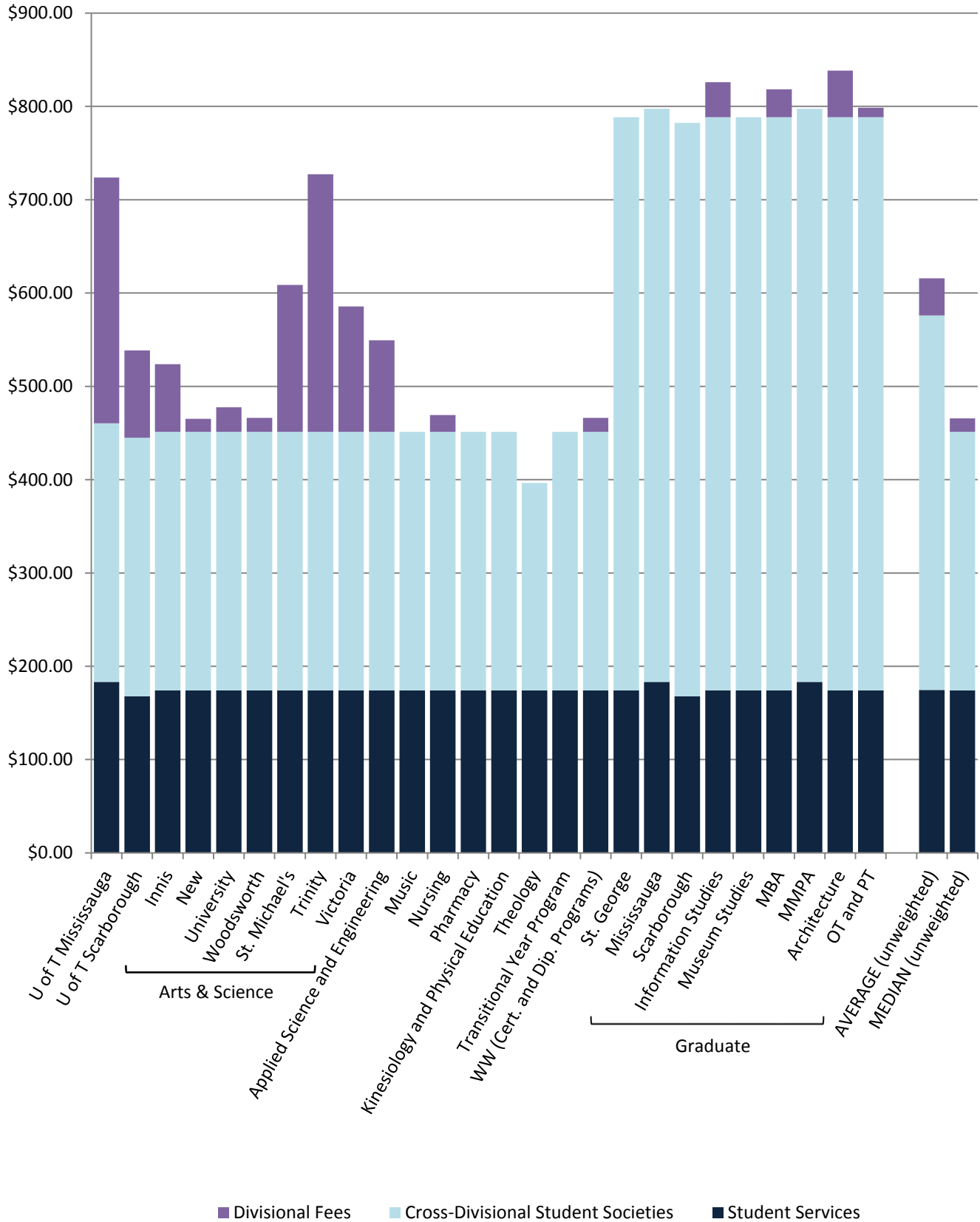
Graduate Studies Occupational Therapy and Physical Therapy (Mississauga)	Summer 2018		Fall 2018		Winter 2019		Summer 2017		Fall 2017		Winter 2018		
	Full-time	Part-time	Full-time	Part-time	Full-time	Part-time	Full-time	Part-time	Full-time	Part-time	Full-time	Part-time	
Occupational Therapy & Physical Therapy Graduate Students Council			5.00	5.00	5.00	5.00							
UTM Association of Graduate Students			186.44		186.44								
Graduate Students' Union		20.11	331.34	307.19	331.34	307.20							
The Varsity			0.80		0.80								
Physical Education & Athletics			39.46	197.29	39.46	197.29							
KPE Co-Curricular Programs, Services and Facilities			4.39	21.92	4.39	21.92							
Hart House			0.55	2.74	0.55	2.74							
Health Service			9.21	46.06	9.21	46.06							
Student Services			37.98	189.90	37.98	189.90							
Summer Shuttle Services			5.19		5.19								
Total			116.64	1,011.34	408.72	1,011.34							
Change From Previous Year													
			Fall + Winter:		Full-time 2,022.68								
					Part-time 817.45								

Graduate Studies: Rotman School of Management MBA (Degree Students)	Summer 2018		Fall 2018		Winter 2019		Summer 2017		Fall 2017		Winter 2018		
	Full-time	Part-time	Full-time	Part-time	Full-time	Part-time	Full-time	Part-time	Full-time	Part-time	Full-time	Part-time	
Graduate Business Council		20.00	47.50	15.00	47.50	15.00		20.00	47.50	15.00	47.50	15.00	
Graduate Students' Union		20.11	331.34	307.19	331.34	307.20		20.04	309.36	285.30	309.36	285.30	
The Varsity			0.80		0.80								
KPE Co-Curricular Programs, Services and Facilities			37.80	189.00	37.80	189.00			185.29	37.05	185.29	37.05	
Hart House			17.90	89.40	17.90	89.40		17.29	86.38	17.29	86.38	17.29	
Student Life Programs & Services			31.34	156.72	31.34	156.72		30.31	151.54	30.31	151.54	30.31	
Total			127.15	814.76	409.23	814.76		124.69	780.07	384.95	780.07	384.95	
Change From Previous Year			+2.0%	+4.4%	+6.3%	+4.4%		+1.4%	+3.5%	+5.8%	+3.5%	+5.8%	
			Fall + Winter:		Full-time 1,629.52					Fall + Winter:		Full-time 1,560.14	
					Part-time 818.47							Part-time 769.90	

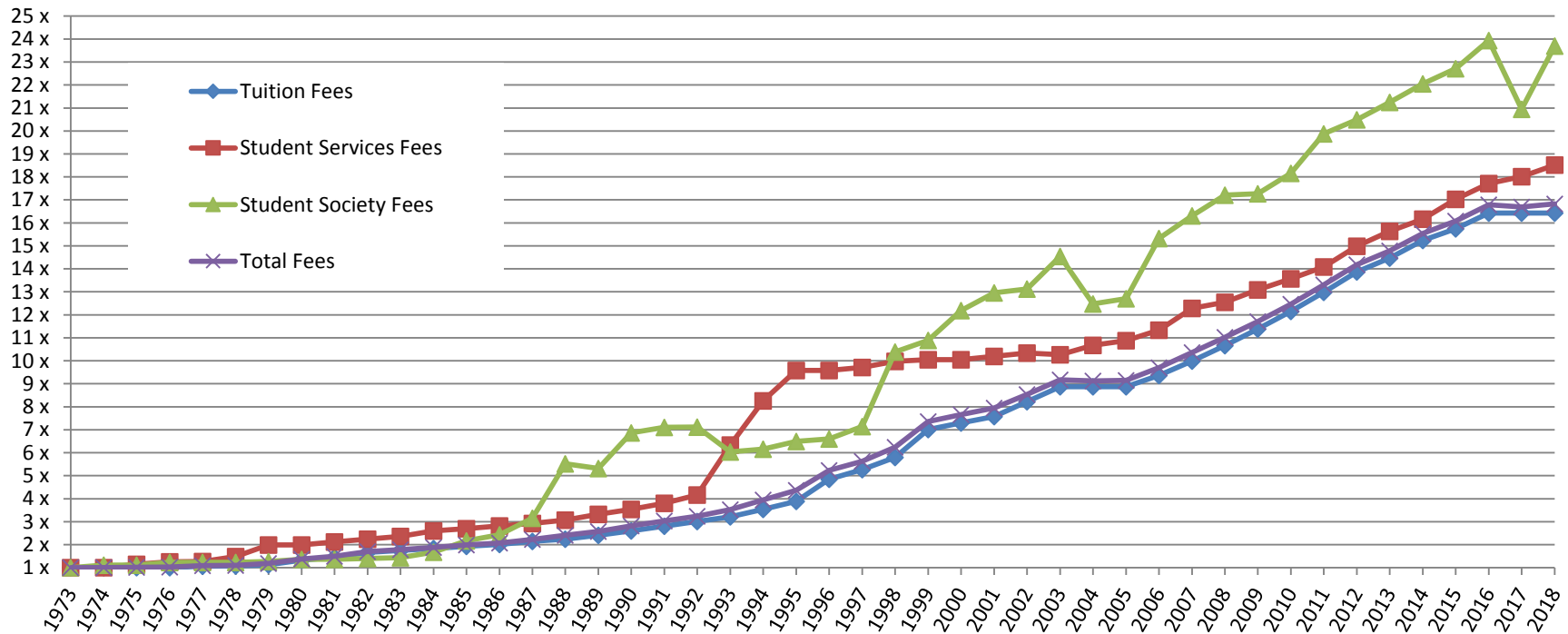
Typical Fall/Winter Incidental Fees (Full-time Students)



Typical Fall/Winter Incidental Fees (Part-time Students)



Relative Increases (Fall/Winter Fees)



Note: Prior to 1996-97, tuition levels are derived from the total academic fees paid by either a full-time Applied Science and Engineering student or a full-time Arts & Science student with a course load of 5.0 FCE. Beginning in 1996-97, tuition is derived from the average paid by a full-time year 1 Applied Science and Engineering student and a full-time Arts & Science student with a course load of 5.0 FCE. Student society fees are derived from the average of the fees charged to University College and Applied Science and Engineering students.

Student Societies	Summer 2018		Fall 2018		Winter 2019		Summer 2017		Fall 2017		Winter 2018	
	Full-time	Part-time	Full-time	Part-time	Full-time	Part-time	Full-time	Part-time	Full-time	Part-time	Full-time	Part-time
Architecture and Visual Studies Student Union												
Society			10.00	5.00	10.00	5.00			10.00	5.00	10.00	5.00
Clubs Levy (established by referendum in Spring 2018)			5.00	2.50	5.00	2.50						
Shift Magazine Levy (established by referendum in Spring 2018)												
TOTAL			\$ 16.00	\$ 8.00	\$ 16.00	\$ 8.00			\$ 10.00	\$ 5.00	\$ 10.00	\$ 5.00
Change From Previous Year			+60.0%	+60.0%	+60.0%	+60.0%			0.0%	0.0%	0.0%	0.0%
			\$ 6.00	\$ 3.00	\$ 6.00	\$ 3.00			\$ -	\$ -	\$ -	\$ -
Arts & Science Students' Union												
Society	9.50		9.50		9.50		9.50		9.50		9.50	
TOTAL	\$ 9.50		\$ 9.50		\$ 9.50		\$ 9.50		\$ 9.50		\$ 9.50	
Change From Previous Year	0.0%		0.0%		0.0%		0.0%		0.0%		0.0%	
	\$ -		\$ -		\$ -		\$ -		\$ -		\$ -	
Association of Part-time Undergraduate Students												
Society		13.65		13.65		13.65		13.65		13.65		13.65
Canadian Federation of Students (CFS) & CFS-Ontario (Canadian CPI cost of living increases permitted without referendum - approved fall 2002)		3.95		4.02		4.02		3.89		3.95		3.95
Ontario Public Interest Research Group (refundable)		1.00		0.50		0.50		1.00		0.50		0.50
Accident & Prescription Drug Insurance Plan (including sales tax; refundable; increases up to 10% permitted without referendum - approved spring 1994)				65.63		65.63				59.66		59.66
Dental Plan (including sales tax; refundable; increases up to 10% permitted without referendum - approved spring of 2005)				54.76		54.76				49.78		49.78
TOTAL		\$ 18.60		\$ 138.56		\$ 138.56		\$ 18.54		\$ 127.54		\$ 127.54
Change From Previous Year		+0.3%		+8.6%		+8.6%		+0.3%		+8.5%		+8.5%
		\$ 0.06		\$ 11.02		\$ 11.02		\$ 0.05		\$ 10.01		\$ 10.01
CIUT-FM (University of Toronto Community Radio) - St. George												
Society	3.75		3.75		3.75		3.75		3.75		3.75	
TOTAL	\$ 3.75		\$ 3.75		\$ 3.75		\$ 3.75		\$ 3.75		\$ 3.75	
Change From Previous Year	0.0%		0.0%		0.0%		0.0%		0.0%		0.0%	
	\$ -		\$ -		\$ -		\$ -		\$ -		\$ -	
CIUT-FM (University of Toronto Community Radio) - Mississauga												
Society	0.50		0.50		0.50		0.50		0.50		0.50	
TOTAL	\$ 0.50		\$ 0.50		\$ 0.50		\$ 0.50		\$ 0.50		\$ 0.50	
Change From Previous Year	0.0%		0.0%		0.0%		0.0%		0.0%		0.0%	
	\$ -		\$ -		\$ -		\$ -		\$ -		\$ -	
CIUT-FM (University of Toronto Community Radio) - Scarborough												
Society	0.50		0.50		0.50		0.50		0.50		0.50	
TOTAL	\$ 0.50		\$ 0.50		\$ 0.50		\$ 0.50		\$ 0.50		\$ 0.50	
Change From Previous Year	0.0%		0.0%		0.0%		0.0%		0.0%		0.0%	
	\$ -		\$ -		\$ -		\$ -		\$ -		\$ -	
CFRE - Radio Erindale												
Society	2.00		2.00		2.00		2.00		2.00		2.00	
TOTAL	\$ 2.00		\$ 2.00		\$ 2.00		\$ 2.00		\$ 2.00		\$ 2.00	
Change From Previous Year	0.0%		0.0%		0.0%		0.0%		0.0%		0.0%	
	\$ -		\$ -		\$ -		\$ -		\$ -		\$ -	
Dental Students' Society												
Society (cost of living increases permitted without referendum - approved spring 1994)			15.00		15.00				15.00		15.00	
TOTAL			\$ 15.00		\$ 15.00				\$ 15.00		\$ 15.00	
Change From Previous Year			0.0%		0.0%				0.0%		0.0%	
			\$ -		\$ -				\$ -		\$ -	
Engineering Society												
Society (cost of living increases permitted without referendum - approved spring 1991)	25.60	24.06	25.60	24.06	25.60	24.06			25.22	23.70	25.22	23.70
Blue Sky Solar Car Team (through 2018-19; referendum required for continuation)	2.75		2.75		2.75				2.75		2.75	
Concrete Canoe Team (through 2018-19; referendum required for continuation)	1.25		1.25		1.25				1.25		1.25	
Concrete Toboggan Team (through 2018-19; referendum required for continuation; established by referendum Spring 2017)	1.50		1.50		1.50				1.50		1.50	
Engineers Without Borders (through 2018-19; referendum required for continuation)	1.50		1.50		1.50				1.50		1.50	
Engineering Athletic Association	4.50		4.50		4.50				4.50		4.50	
Formula SAE Racing Team (through 2018-19; referendum required for continuation)	2.75		2.75		2.75				2.75		2.75	
Human Powered Vehicle Design (through 2018-19; referendum required for continuation)	2.00		2.00		2.00				2.00		2.00	
Robotics for Space Exploration (through 2018-19; referendum required for continuation; established by referendum Spring 2017)	1.75		1.75		1.75				1.75		1.75	
University of Toronto Aerospace Team (established by referendum Spring 2015 through 2018-19; referendum required for continuation)	3.32		3.32		3.32				3.32		3.32	
University of Toronto Robotics Association (through 2018-19; referendum required for continuation)	2.00		2.00		2.00				2.00		2.00	
Skule Endowment Fund (through 2019-20; referendum required for continuation; refundable)	50.00	25.00	50.00	25.00	50.00	25.00			0.00	0.00	0.00	0.00
Skule Night (through 2019-20; referendum required for continuation)	1.90		1.90		1.90				1.90		1.90	
TOTAL	\$ 100.82	\$ 49.06	\$ 100.82	\$ 49.06	\$ 100.82	\$ 49.06			\$ 50.44	\$ 23.70	\$ 50.44	\$ 23.70
Change From Previous Year			+99.9%	+107.0%	+99.9%	+107.0%			-66.9%	+1.5%	-66.9%	+1.5%
	\$ 50.38	\$ 25.36	\$ 50.38	\$ 25.36	\$ 50.38	\$ 25.36			\$ (101.95)	\$ 0.35	\$ (101.95)	\$ 0.35
Note: Students engaged in the Professional Year Experience (PEY) program are charged the part-time society fee and do not pay the Skule Endowment Fund fee												
Fusion Radio (Scarborough Campus Community Radio)												
Society (cost of living increases permitted without referendum - approved spring 2007)	12.85		12.85		12.85		12.85		12.85		12.85	
TOTAL	\$ 12.85		\$ 12.85		\$ 12.85		\$ 12.85		\$ 12.85		\$ 12.85	
Change From Previous Year	0.0%		0.0%		0.0%		+164.9%		+164.9%		+164.9%	
	\$ -		\$ -		\$ -		\$ 8.00		\$ 8.00		\$ 8.00	

Student Societies	Summer 2018		Fall 2018		Winter 2019		Summer 2017		Fall 2017		Winter 2018	
	Full-time	Part-time	Full-time	Part-time	Full-time	Part-time	Full-time	Part-time	Full-time	Part-time	Full-time	Part-time
Graduate Business Council												
Society (cost of living increases permitted without referendum - approved spring 2006)		20.00	47.50	15.00	47.50	15.00		20.00	47.50	15.00	47.50	15.00
TOTAL		\$ 20.00	\$ 47.50	\$ 15.00	\$ 47.50	\$ 15.00		\$ 20.00	\$ 47.50	\$ 15.00	\$ 47.50	\$ 15.00
Change From Previous Year		0.0%	0.0%	0.0%	0.0%	0.0%		0.0%	0.0%	0.0%	0.0%	0.0%
		\$ -	\$ -	\$ -	\$ -	\$ -		\$ -	\$ -	\$ -	\$ -	\$ -
Graduate Architecture, Landscape & Design Student Union												
Society			40.00	25.00	40.00	25.00			40.00	25.00	40.00	25.00
TOTAL			\$ 40.00	\$ 25.00	\$ 40.00	\$ 25.00			\$ 40.00	\$ 25.00	\$ 40.00	\$ 25.00
Change From Previous Year			0.0%	0.0%	0.0%	0.0%			0.0%	0.0%	0.0%	0.0%
			\$ -	\$ -	\$ -	\$ -			\$ -	\$ -	\$ -	\$ -
Innis College Student Society												
Society (cost of living increases permitted without referendum; established spring 2000)			27.03	27.03	27.03	27.03			27.03	27.03	27.03	27.03
World University Service of Canada (WUSC) Levy			7.00	7.00	7.00	7.00			7.00	7.00	7.00	7.00
TOTAL			\$ 34.03	\$ 34.03	\$ 34.03	\$ 34.03			\$ 34.03	\$ 34.03	\$ 34.03	\$ 34.03
Change From Previous Year			0.0%	0.0%	0.0%	0.0%			+11.5%	+11.5%	+11.5%	+11.5%
			\$ -	\$ -	\$ -	\$ -			\$ 3.50	\$ 3.50	\$ 3.50	\$ 3.50
Innis College Student Society (First Year Students)												
Society (cost of living increases permitted without referendum - approved spring 2000)			27.03	27.03	27.03	27.03			27.03	27.03	27.03	27.03
Refugee Student Fund			7.00	7.00	7.00	7.00			7.00	7.00	7.00	7.00
Orientation (cost of living increases permitted without referendum - approved spring 2011)			51.00	51.00	51.00	51.00			51.00	51.00	51.00	51.00
TOTAL			\$ 85.03	\$ 85.03	\$ 85.03	\$ 85.03			\$ 85.03	\$ 85.03	\$ 85.03	\$ 85.03
Change From Previous Year			0.0%	0.0%	0.0%	0.0%			+4.3%	+4.3%	+4.3%	+4.3%
			\$ -	\$ -	\$ -	\$ -			\$ 3.50	\$ 3.50	\$ 3.50	\$ 3.50
Kinesiology and Physical Education Undergraduate Association												
Society			18.50		18.50				18.50		18.50	
TOTAL			\$ 18.50		\$ 18.50				\$ 18.50		\$ 18.50	
Change From Previous Year			0.0%		0.0%				0.0%		0.0%	
			\$ -		\$ -				\$ -		\$ -	
Master of Information Student Council												
Society			12.50	6.25	12.50	6.25			12.50	6.25	12.50	6.25
Technology Upgrade Fund (established by referendum in Spring 2017)			25.00	12.50	25.00	12.50			25.00	12.50	25.00	12.50
TOTAL			\$ 37.50	\$ 18.75	\$ 37.50	\$ 18.75			\$ 37.50	\$ 18.75	\$ 37.50	\$ 18.75
Change From Previous Year			0.0%	0.0%	0.0%	0.0%			+200.0%	+200.0%	+200.0%	+200.0%
			\$ -	\$ -	\$ -	\$ -			\$ 25.00	\$ 12.50	\$ 25.00	\$ 12.50
Note: Concurrent Registration Option students pay the equivalent of a full-time student												
Master of Management & Professional Accounting Student Council												
Society			30.00		30.00				30.00		30.00	
TOTAL			\$ 30.00		\$ 30.00				\$ 30.00		\$ 30.00	
Change From Previous Year			0.0%		0.0%				0.0%		0.0%	
			\$ -		\$ -				\$ -		\$ -	
Medical Radiation Sciences Society												
Society			12.50		12.50				12.50		12.50	
TOTAL			\$ 12.50		\$ 12.50				\$ 12.50		\$ 12.50	
Change From Previous Year			0.0%		0.0%				0.0%		0.0%	
			\$ -		\$ -				\$ -		\$ -	
Medical Society												
Society			44.27		44.27				44.27		44.27	
Canadian Federation of Medical Students			10.00		10.00				10.00		10.00	
TOTAL			\$ 54.27		\$ 54.27				\$ 54.27		\$ 54.27	
Change From Previous Year			0.0%		0.0%				0.0%		0.0%	
			\$ -		\$ -				\$ -		\$ -	
Museum Studies Student Association												
MISC/MUSSA Tech Levy (established by referendum in Spring 2017)			25.00	12.50	25.00	12.50			25.00	12.50	25.00	12.50
TOTAL			\$25.00	\$12.50	\$25.00	\$12.50			\$25.00	\$12.50	\$25.00	\$12.50
Change From Previous Year			+0.0%	+0.0%	+0.0%	+0.0%			(new)	(new)	(new)	(new)
			\$ -	\$ -	\$ -	\$ -			\$ (100.00)	\$ (100.00)	\$ (100.00)	\$ (100.00)
Note: Concurrent Registration Option students pay the equivalent of a full-time student												
Music Undergraduate Association												
Society (cost of living increases permitted without referendum, established by Fall 2015 referendum)			50.00		50.00				50.00		50.00	
FMUA Endowment Fund (established by Fall 2015 referendum. Continues through 2019-20; referendum required for continuation)			100.00		100.00				100.00		100.00	
FMUA Special Projects Fund (established by Fall 2015 referendum. Continues through 2019-20; referendum required for continuation)			200.00		200.00				200.00		200.00	
TOTAL			\$ 350.00		\$ 350.00				\$ 350.00		\$ 350.00	
Change From Previous Year			0.0%		0.0%				-22.2%		-22.2%	
			\$ -		\$ -				\$ (100.00)		\$ (100.00)	
New College Student Council												
Society			16.00	6.00	16.00	6.00			16.00	6.00	16.00	6.00
Admission Scholarships			1.00	1.00	1.00	1.00			1.00	1.00	1.00	1.00
Capital Levy (established 2013. Continues through 2017-18; referendum required for continuation)									3.50	1.50	3.50	1.50
Computer Levy (established 2013. Continues through 2017-18; referendum required for continuation)									9.50	4.75	9.50	4.75
TOTAL			\$ 17.00	\$ 7.00	\$ 17.00	\$ 7.00			\$ 30.00	\$ 13.25	\$ 30.00	\$ 13.25
Change From Previous Year			-43.3%	-47.2%	-43.3%	-47.2%			0.0%	0.0%	0.0%	0.0%
			\$ (13.00)	\$ (6.25)	\$ (13.00)	\$ (6.25)			\$ -	\$ -	\$ -	\$ -

Student Societies	Summer 2018		Fall 2018		Winter 2019		Summer 2017		Fall 2017		Winter 2018	
	Full-time	Part-time	Full-time	Part-time	Full-time	Part-time	Full-time	Part-time	Full-time	Part-time	Full-time	Part-time
Nursing Undergraduate Society												
Society (cost of living increases permitted without referendum through 2019-20 with no single increase exceeding \$2.00 - approved spring 2015)			17.67		17.67				17.67		17.67	
Canadian Nursing Students Association (increasing to \$5.00 per session full-time beginning fall 2012)			5.00	1.00	5.00	1.00			5.00	1.00	5.00	1.00
Registered Nurses Association of Ontario (established by referendum in 2014)			8.00	8.00	8.00	8.00			8.00	8.00	8.00	8.00
TOTAL			\$ 30.67	\$ 9.00	\$ 30.67	\$ 9.00			\$ 30.67	\$ 9.00	\$ 30.67	\$ 9.00
Change From Previous Year			\$ 0.0%	\$ 0.0%	\$ 0.0%	\$ 0.0%			\$ 0.0%	\$ 0.0%	\$ 0.0%	\$ 0.0%
Occupational Therapy & Physical Therapy Graduate Students Council												
Society			5.00	5.00	5.00	5.00			5.00	5.00	5.00	5.00
TOTAL			\$ 5.00	\$ 5.00	\$ 5.00	\$ 5.00			\$ 5.00	\$ 5.00	\$ 5.00	\$ 5.00
Change From Previous Year			\$ 0.0%	\$ 0.0%	\$ 0.0%	\$ 0.0%			\$ 0.0%	\$ 0.0%	\$ 0.0%	\$ 0.0%
Scarborough Campus Students' Union												
Society (cost of living increases permitted without referendum - approved fall 2002)	26.38	1.64	26.78	1.66	26.78	1.66	25.86	1.61	26.38	1.64	26.38	1.64
Refugee Student Program (through 2018-19; SCSU Board approval of continuation)	0.75	0.25	0.75	0.25	0.75	0.25	0.75	0.25	0.75	0.25	0.75	0.25
Student Centre (cost of living increases permitted without referendum - approved spring 2001)	39.31	11.77	39.90	11.95	39.90	11.95	38.54	11.54	39.31	11.77	39.31	11.77
Women's Centre (refundable)	1.50		1.50		1.50		1.50		1.50		1.50	
Downtown Legal Services (refundable)	0.50		0.50		0.50		0.50		0.50		0.50	
Orientation (refundable)	0.50		0.50		0.50		0.50		0.50		0.50	
Blue Sky Solar Car Team (refundable)	0.13		0.13		0.13		0.13		0.13		0.13	
Day Care Subsidy (refundable)	0.50		0.50		0.50		0.50		0.50		0.50	
Wheelchair Accessibility Projects	1.00		1.00		1.00		1.00		1.00		1.00	
Refugee Student Fund			0.30		0.30				0.30		0.30	
Health Initiatives in Developing Countries (refundable)	0.25		0.25		0.25		0.25		0.25		0.25	
Foster Children Program	0.05		0.05		0.05		0.05		0.05		0.05	
U of T Environmental Resource Network (refundable)	0.25		0.25		0.25		0.25		0.25		0.25	
Canadian Federation of Students (CFS) & CFS-Ontario (cost of living increases permitted without referendum - approved fall 2002)	7.87		7.99		7.99		7.72		7.87		7.87	
Frontier College Students for Literacy - UTSC (refundable; fall and winter only)			0.50	0.10	0.50	0.10			0.50	0.10	0.50	0.10
UTSC Sports & Recreation Complex Levy (increases up to 4% permitted without referendum - approved spring of 2010; increased to \$140.00 full-time/\$28.00 part-time in summer 2014 through summer 2039)	163.78	32.75	163.78	32.75	163.78	32.75	157.48	31.49	157.48	31.49	157.48	31.49
Accident & Prescription Drug Insurance Plan (including administration fee and sales tax; refundable; increases up to 10% permitted without referendum - approved spring of 1998)			74.83		74.83				74.83		74.83	
Dental Plan (including administration fee and sales tax; refundable; increases up to 10% permitted without referendum - approved spring of 1998)			94.57		94.57				94.57		94.57	
TOTAL	\$ 242.77	\$ 46.41	\$ 414.08	\$ 46.71	\$ 414.08	\$ 46.71	\$ 235.03	\$ 44.89	\$ 406.67	\$ 45.25	\$ 406.67	\$ 45.25
Change From Previous Year	+3.3%	+3.4%	+1.8%	+3.2%	+1.8%	+3.2%	+5.9%	+6.1%	+5.1%	+3.4%	+5.1%	+3.4%
	\$ 7.74	\$ 1.52	\$ 7.41	\$ 1.46	\$ 7.41	\$ 1.46	\$ 13.08	\$ 2.59	\$ 19.66	\$ 1.47	\$ 19.66	\$ 1.47
Scarborough College Athletic Association												
Society			3.50		3.50				3.50		3.50	
TOTAL			\$ 3.50		\$ 3.50				\$ 3.50		\$ 3.50	
Change From Previous Year			\$ 0.0%		\$ 0.0%				\$ 0.0%		\$ 0.0%	
Student Teachers' Union												
Society (final CTEP cohort concluded in 2017-18)			0.00		0.00				6.50		6.50	
TOTAL			\$ -		\$ -				\$ 6.50		\$ 6.50	
Change From Previous Year			\$ (6.50)		\$ (6.50)				\$ -		\$ -	
Students' Law Society (All Except First Year J.D. Students)												
Society			20.00		20.00				20.00		20.00	
Public Interest Advocacy Summer Employment Program (refundable)			15.00		15.00				15.00		15.00	
TOTAL			\$ 35.00		\$ 35.00				\$ 35.00		\$ 35.00	
Change From Previous Year			\$ 0.0%		\$ 0.0%				\$ 0.0%		\$ 0.0%	
Students' Law Society (First Year J.D. Students)												
Society			20.00		20.00				20.00		20.00	
Public Interest Advocacy Summer Employment Program (refundable)			15.00		15.00				15.00		15.00	
Orientation			25.00		25.00				25.00		25.00	
TOTAL			\$ 60.00		\$ 60.00				\$ 60.00		\$ 60.00	
Change From Previous Year			\$ 0.0%		\$ 0.0%				\$ 0.0%		\$ 0.0%	
Student Association of the Transitional Year Program												
Society			15.00		15.00				15.00		15.00	
TOTAL			\$ 15.00		\$ 15.00				\$ 15.00		\$ 15.00	
Change From Previous Year			\$ 0.0%		\$ 0.0%				\$ 0.0%		\$ 0.0%	
The Medium												
Society			3.63	1.21	3.63	1.21			3.63	1.21	3.63	1.21
TOTAL			\$ 3.63	\$ 1.21	\$ 3.63	\$ 1.21			\$ 3.63	\$ 1.21	\$ 3.63	\$ 1.21
Change From Previous Year			\$ 0.0%	\$ 0.0%	\$ 0.0%	\$ 0.0%			\$ 0.0%	\$ 0.0%	\$ 0.0%	\$ 0.0%
The Underground (Scarborough College Students' Press)												
Society			3.50		3.50				3.50		3.50	
TOTAL			\$ 3.50		\$ 3.50				\$ 3.50		\$ 3.50	
Change From Previous Year			\$ 0.0%		\$ 0.0%				\$ 0.0%		\$ 0.0%	

Student Societies	Summer 2018		Fall 2018		Winter 2019		Summer 2017		Fall 2017		Winter 2018	
	Full-time	Part-time	Full-time	Part-time	Full-time	Part-time	Full-time	Part-time	Full-time	Part-time	Full-time	Part-time
U of T Mississauga Association of Graduate Students												
Mississauga U-Pass (established by referendum in 2016; increases up to 10% permitted without referendum - approved spring 2016)			115.83		115.83				108.25		108.25	
Mississauga Summer U-Pass (established by referendum in 2016; increases up to 10% permitted without referendum - approved spring 2016.)			70.61		70.61			66.62		66.62		
TOTAL			\$ 186.44		\$ 186.44			\$ 174.87		\$ 174.87		
Change From Previous Year			+6.6%		+6.6%			+6.6%		+6.6%		+6.6%
			\$ 11.57		\$ 11.57			\$ 10.86		\$ 10.86		
Note: At UTMAGS request, DIFA and MPPA students are not charged any U-Pass fees												
U of T at Mississauga Athletics Council												
Society	2.77	2.77	4.30	1.39	4.30	1.39	2.77	2.77	4.30	1.39	4.30	1.39
TOTAL	\$ 2.77	\$ 2.77	\$ 4.30	\$ 1.39	\$ 4.30	\$ 1.39	\$ 2.77	\$ 2.77	\$ 4.30	\$ 1.39	\$ 4.30	\$ 1.39
Change From Previous Year	0.0%	0.0%	0.0%	0.0%	0.0%	0.0%	0.0%	0.0%	0.0%	0.0%	0.0%	0.0%
	\$ -	\$ -	\$ -	\$ -	\$ -	\$ -	\$ -	\$ -	\$ -	\$ -	\$ -	\$ -
U of T Mississauga Students' Union (Erindale College Student Union)												
Society (cost of living increases permitted without referendum - approved spring 2006)	14.64	1.08	14.86	1.10	14.86	1.10	14.35	1.06	14.64	1.08	14.64	1.08
Student Centre Levy	12.50	3.75	12.50	3.75	12.50	3.75	12.50	3.75	12.50	3.75	12.50	3.75
On Campus First Aid Emergency Response (cost of living increases permitted without referendum - approved fall of 2011)	0.55	0.55	0.56	0.56	0.56	0.56	0.54	0.54	0.55	0.55	0.55	0.55
Blind Duck Pub (refundable)	3.25	3.25	3.25	3.25	3.25	3.25	3.25	3.25	3.25	3.25	3.25	3.25
Club Funding and Resources	1.26	1.26	1.26	1.26	1.26	1.26	1.26	1.26	1.26	1.26	1.26	1.26
Mississauga Transit Upass (different amount for summer compared to fall and winter; increases up to 9% permitted without referendum - current provisions approved fall of 2011)	154.50	154.50	116.40	116.40	116.40	116.40	145.07	145.07	108.28	108.28	108.28	108.28
Academic Societies (cost of living increases permitted without referendum - approved spring 2007)	1.06	1.06	1.08	1.08	1.08	1.08	1.04	1.04	1.06	1.06	1.06	1.06
Food Bank (cost of living increases permitted without referendum - approved spring 2009)			0.59	0.59	0.59	0.59			0.58	0.58	0.58	0.58
Student Refugee Program (cost of living increases permitted without referendum - approved spring 2009)			1.16	1.16	1.16	1.16			1.14	1.14	1.14	1.14
TOTAL	\$ 187.76	\$ 165.45	\$ 151.66	\$ 129.15	\$ 151.66	\$ 129.15	\$ 178.01	\$ 155.97	\$ 143.26	\$ 120.95	\$ 143.26	\$ 120.95
Change From Previous Year	+5.5%	+6.1%	+5.9%	+6.8%	+5.9%	+6.8%	+7.4%	+8.4%	+5.5%	+6.3%	+5.5%	+6.3%
	\$ 9.75	\$ 9.48	\$ 8.40	\$ 8.20	\$ 8.40	\$ 8.20	\$ 12.25	\$ 12.03	\$ 7.46	\$ 7.19	\$ 7.46	\$ 7.19
Note: Mississauga Academy of Medicine Students also pay up to \$77.25 in both the Fall and Winter sessions for a Summer 2019 U-Pass												
Undergraduate Pharmacy Society												
Society (cost of living increases permitted without referendum - approved spring 1991)			20.00		20.00				20.00		20.00	
Canadian Association of Pharmacy Students and Interns			7.50		7.50				7.50		7.50	
Graduation Events			8.50		8.50				8.50		8.50	
TOTAL			\$ 36.00		\$ 36.00				\$ 36.00		\$ 36.00	
Change From Previous Year			0.0%		0.0%				0.0%		0.0%	
			\$ -		\$ -				\$ -		\$ -	
University College Literary & Athletic Society												
Society (cost of living increases permitted without referendum - approved spring 2006)			11.01	3.69	11.01	3.69			10.85	3.64	10.85	3.64
Special Project Levy (Through 2036-37; referendum required for continuation. Established by referendum in Spring 2016.)			12.50	5.00	12.50	5.00			12.50	5.00	12.50	5.00
Refugee Sponsorship Program			1.88	1.88	1.88	1.88			1.88	1.88	1.88	1.88
Special Fund (Capital Fund)			0.50	0.50	0.50	0.50			0.50	0.50	0.50	0.50
The Gargoyle			1.50	1.50	1.50	1.50			1.50	1.50	1.50	1.50
U.C. Review			0.88		0.88				0.88		0.88	
Association of College Program Unions - University College (refundable)			0.66		0.66				0.66		0.66	
Contact U.C.			0.50		0.50				0.50		0.50	
Charity Fund			0.13		0.13				0.13		0.13	
UC Follies Theatre Troupe (est. by referenda 2013)			0.50	0.50	0.50	0.50			0.50	0.50	0.50	0.50
U.C. WUSC Committee			0.13	0.13	0.13	0.13			0.13	0.13	0.13	0.13
TOTAL			\$ 30.19	\$ 13.20	\$ 30.19	\$ 13.20			\$ 30.03	\$ 13.15	\$ 30.03	\$ 13.15
Change From Previous Year			+0.5%	+0.4%	+0.5%	+0.4%			0.0%	0.0%	0.0%	0.0%
			\$ 0.16	\$ 0.05	\$ 0.16	\$ 0.05			\$ -	\$ -	\$ -	\$ -

Student Societies	Summer 2018		Fall 2018		Winter 2019		Summer 2017		Fall 2017		Winter 2018	
	Full-time	Part-time	Full-time	Part-time	Full-time	Part-time	Full-time	Part-time	Full-time	Part-time	Full-time	Part-time
University of Toronto Graduate Students' Union												
Society (cost of living increases permitted without referendum - approved spring 1990)	31.44	15.72	31.44	15.72	31.44	15.72	31.44	15.72	31.44	15.72	31.44	15.72
Bikechain (refundable; established by referendum in Spring 2010; cost of living increases permitted without referendum - approved spring 2013)	0.53	0.27	0.54	0.28	0.54	0.28	0.52	0.26	0.53	0.27	0.53	0.27
Canadian Federation of Students (CFS) & CFS-Ontario (cost of living increases permitted without referendum - approved spring 1998)	8.24	4.12	8.37	4.19	8.37	4.19	8.12	4.06	8.24	4.12	8.24	4.12
Downtown Legal Services (refundable)			1.50	0.75	1.50	0.75			1.50	0.75	1.50	0.75
Ontario Public Interest Research Group (refundable; cost of living increases permitted without referendum - approved spring 1982)			2.69	1.34	2.69	1.34			2.65	1.32	2.65	1.32
Sexual Education Centre (established by referendum in 2015; cost of living increases permitted without referendum - approved spring 2015)			0.53	0.26	0.53	0.27			0.52	0.26	0.52	0.26
Students for Barrier-Free Access (established by referendum in 2015)			2.00	1.00	2.00	1.00			2.00	1.00	2.00	1.00
Toronto Sustainable Food Co-operative (refundable)			0.50	0.25	0.50	0.25			0.50	0.25	0.50	0.25
U of T Environmental Resource Network (refundable)			0.25	0.13	0.25	0.13			0.25	0.13	0.25	0.13
Women's Centre (refundable)			0.50	0.25	0.50	0.25			0.50	0.25	0.50	0.25
Dental Plan (including administration fee and sales tax; refundable; increases up to dental industry index permitted without referendum - current provisions approved spring 2006)			113.44	113.44	113.44	113.44			110.04	110.04	110.04	110.04
Supplementary Health Coverage (including administration fee and sales tax; refundable; increases up to health industry index permitted without referendum - current provisions approved spring 1999 and spring 2017 for part-time students' health fee)			169.58	169.58	169.58	169.58			151.19	151.19	151.19	151.19
TOTAL	\$ 40.21	\$ 20.11	\$ 331.34	\$ 307.19	\$ 331.34	\$ 307.20	\$ 40.08	\$ 20.04	\$ 309.36	\$ 285.30	\$ 309.36	\$ 285.30
Change From Previous Year	+0.3%	+0.3%	+7.1%	+7.7%	+7.1%	+7.7%	+1.5%	+1.6%	+6.8%	+7.4%	+6.8%	+7.4%
	\$ 0.13	\$ 0.07	\$ 21.98	\$ 21.89	\$ 21.98	\$ 21.90	\$ 0.61	\$ 0.31	\$ 19.68	\$ 19.65	\$ 19.69	\$ 19.65
University of Toronto Students' Union (Students' Administrative Council) - St. George Campus												
Society (cost of living increases permitted without referendum - approved spring 1991)	18.76		19.04		19.04		18.39		18.76		18.76	
Accessibility Resources Fund (established by referendum Spring 2017 through Spring 2022; referendum required for continuation)			0.50		0.50				0.50		0.50	
Bike Chain (formerly BikeShare) (refundable - cost of living increases permitted without referendum - approved spring 2013)	0.52		0.53		0.53		0.51		0.52		0.52	
Blue Sky Solar Racing Car Team (refundable)	0.13		0.13		0.13		0.13		0.13		0.13	
Canadian Federation of Students (CFS) & CFS-Ontario (cost of living increases permitted without referendum - approved fall 2002)	7.93		8.05		8.05		7.77		7.93		7.93	
Cinema Studies Students' Union (refundable)	0.25		0.25		0.25		0.25		0.25		0.25	
Day Care Subsidy (refundable)	0.50		0.50		0.50		0.50		0.50		0.50	
Downtown Legal Services (refundable - cost of living increases permitted without referendum - approved spring 2015)	3.17		3.22		3.22		3.11		3.17		3.17	
Foster Children Program	0.05		0.05		0.05		0.05		0.05		0.05	
Health Initiatives in Developing Countries (refundable)	0.25		0.25		0.25		0.25		0.25		0.25	
LGBTout (established by referendum Spring 2016; refundable)			0.25		0.25				0.25		0.25	
Ontario Public Interest Research Group (refundable)	0.50		0.50		0.50		0.50		0.50		0.50	
Orientation (refundable)	0.50		0.50		0.50		0.50		0.50		0.50	
Radical Roots (refundable)	0.15		0.15		0.15		0.15		0.15		0.15	
Women's Centre (refundable)	1.50		1.50		1.50		1.50		1.50		1.50	
Sexual Education & Peer Counselling Centre (refundable)	0.25		0.25		0.25		0.25		0.25		0.25	
Student Commons (increasing to \$20.75 [\$14.25 for capital expenses, ending after 25 years, and \$6.50 for operating expenses] beginning in the session in which the Student Commons opens; increases up to 10% permitted without referendum - approved fall 2007)	10.24		10.24		10.24		9.31		10.24		10.24	
Students for Barrier Free Access (refundable)	1.00		1.00		1.00		1.00		1.00		1.00	
Student Refugee Program (cost of living increases permitted without referendum - approved spring 2007)	0.71		0.72		0.72		0.70		0.71		0.71	
Wheelchair Accessibility Projects	1.00		1.00		1.00		1.00		1.00		1.00	
University of Toronto Environmental Resource Network (refundable)	0.50		0.50		0.50		0.50		0.50		0.50	
University of Toronto Aerospace Team (established by referendum Spring 2017 through Spring 2022; referendum required for continuation; refundable)			2.77		2.77				2.77		2.77	
Accident & Prescription Drug Insurance Plan (including administration fee and sales tax; refundable; increases up to 10% permitted without referendum - current provisions approved spring of 1998)			92.81		92.81				88.39		88.39	
Dental Plan (including administration fee and sales tax; refundable; increases up to 10% permitted without referendum - approved spring of 1998)			77.58		77.58				73.89		73.89	
TOTAL	\$ 47.91		\$ 222.29		\$ 222.29		\$ 46.37		\$ 213.71		\$ 213.71	
Change From Previous Year	+3.3%		+4.0%		+4.0%		+8.6%		+6.6%		+6.6%	
	\$ 1.54		\$ 8.58		\$ 8.58		\$ 3.67		\$ 13.19		\$ 13.19	

Student Societies	Summer 2018		Fall 2018		Winter 2019		Summer 2017		Fall 2017		Winter 2018	
	Full-time	Part-time	Full-time	Part-time	Full-time	Part-time	Full-time	Part-time	Full-time	Part-time	Full-time	Part-time
University of Toronto Students' Union (Students' Administrative Council) - Mississauga												
Society (cost of living increases permitted without referendum - approved spring 1991)	18.76		19.04		19.04		18.39		18.76		18.76	
Blue Sky Solar Racing Car Team (refundable)	0.13		0.13		0.13		0.13		0.13		0.13	
Canadian Federation of Students (CFS) & CFS-Ontario (cost of living increases permitted without referendum - approved fall 2002)	7.93		8.05		8.05		7.77		7.93		7.93	
Day Care Subsidy (refundable)	0.50		0.50		0.50		0.50		0.50		0.50	
Downtown Legal Services (refundable - cost of living increases permitted without referendum - approved spring 2015)	1.06		1.08		1.08		1.04		1.06		1.06	
Foster Children Program	0.05		0.05		0.05		0.05		0.05		0.05	
Health Initiatives in Developing Countries (refundable)	0.25		0.25		0.25		0.25		0.25		0.25	
Orientation (refundable)	0.50		0.50		0.50		0.50		0.50		0.50	
Radical Roots (refundable)	0.15		0.15		0.15		0.15		0.15		0.15	
Student Refugee Program (cost of living increases permitted without referendum - approved spring 2007)	0.71		0.72		0.72		0.70		0.71		0.71	
UTM Sexual Education Centre (refundable)	1.00		1.00		1.00		1.00		1.00		1.00	
UTM Women's Centre (refundable)	1.00		1.00		1.00		1.00		1.00		1.00	
Wheelchair Accessibility Projects	1.00		1.00		1.00		1.00		1.00		1.00	
Women's Centre (refundable)	0.50		0.50		0.50		0.50		0.50		0.50	
University of Toronto Environmental Resource Network (refundable)	0.50		0.50		0.50		0.50		0.50		0.50	
Accident & Prescription Drug Insurance Plan (including administration fee and sales tax; refundable; increases up to 10% permitted without referendum - current provisions approved spring of 1998)			92.81		92.81				88.39		88.39	
Dental Plan (including administration fee and sales tax; refundable; increases up to 10% permitted without referendum - approved spring of 1998)			77.58		77.58				73.89		73.89	
TOTAL	\$ 34.04		\$ 204.86		\$ 204.86		\$ 33.48		\$ 196.32		\$ 196.32	
Change From Previous Year	+1.7%		+4.4%		+4.4%		+4.6%		+9.7%		+9.7%	
	\$ 0.56		\$ 8.54		\$ 8.54		\$ 1.48		\$ 17.32		\$ 17.32	
Varsity Publications Inc. (Graduate)												
Society (cost of living increases permitted without referendum; graduate fee established by referendum in Spring 2018)			0.80		0.80							
TOTAL			\$ 0.80		\$ 0.80							
Change From Previous Year			(new)		(new)							
Varsity Publications Inc. (undergraduate)												
Society (cost of living increases permitted without referendum - approved spring 2007)	2.01		2.81		2.81		1.97		2.01		2.01	
TOTAL	\$ 2.01		\$ 2.81		\$ 2.81		\$ 1.97		\$ 2.01		\$ 2.01	
Change From Previous Year	+2.0%		+39.8%		+39.8%		+1.5%		+2.0%		+2.0%	
	\$ 0.04		\$ 0.80		\$ 0.80		\$ 0.03		\$ 0.04		\$ 0.04	
Woodsworth College Students' Association												
Society	15.00	15.00	7.50	7.50	7.50	7.50	15.00	15.00	7.50	7.50	7.50	7.50
TOTAL	\$ 15.00	\$ 15.00	\$ 7.50	\$ 7.50	\$ 7.50	\$ 7.50	\$ 15.00	\$ 15.00	\$ 7.50	\$ 7.50	\$ 7.50	\$ 7.50
Change From Previous Year	0.0%	0.0%	0.0%	0.0%	0.0%	0.0%	0.0%	0.0%	0.0%	0.0%	0.0%	0.0%
	\$ -	\$ -	\$ -	\$ -	\$ -	\$ -	\$ -	\$ -	\$ -	\$ -	\$ -	\$ -

Student Societies	Summer 2018		Fall 2018		Winter 2019		Summer 2017		Fall 2017		Winter 2018	
	Full-time	Part-time	Full-time	Part-time	Full-time	Part-time	Full-time	Part-time	Full-time	Part-time	Full-time	Part-time

Residence Student Societies

Chestnut Residence Council												
Society (cost of living increases permitted without referendum - approved spring 2004)												
TOTAL				9.61				9.61				9.61
Change From Previous Year				0.0%				0.0%				0.0%
			\$	-			\$	-			\$	-
Innis Residence Council												
Society				30.57				30.57				30.57
TOTAL				30.57				30.57				30.57
Change From Previous Year				0.0%				0.0%				+1.9%
			\$	-			\$	-			\$	0.57
Graduate House Council												
Society (annual fee is pro-rated by term of residency)		11.68		11.68				11.68				11.68
TOTAL		\$ 11.68		\$ 11.68				\$ 11.68				\$ 11.68
Change From Previous Year		0.0%		0.0%				0.0%				0.0%
		\$ -		\$ -			\$ -	\$ -			\$ -	\$ -
New College Residence Council												
Society				10.00				10.00				10.00
TOTAL				10.00				10.00				10.00
Change From Previous Year				0.0%				0.0%				0.0%
			\$	-			\$	-			\$	-
U of T at Mississauga Residence Council												
Society				11.00				11.00				11.00
TOTAL				11.00				11.00				11.00
Change From Previous Year				0.0%				0.0%				0.0%
			\$	-			\$	-			\$	-
U of T at Scarborough Student Residence Council												
Society				15.00				15.00				15.00
TOTAL				15.00				15.00				15.00
Change From Previous Year				0.0%				0.0%				0.0%
			\$	-			\$	-			\$	-
University College Residence Council												
Society				7.50				7.50				7.50
TOTAL				7.50				7.50				7.50
Change From Previous Year				0.0%				0.0%				0.0%
			\$	-			\$	-			\$	-
Woodsworth College Residence Council												
Society				10.00				10.00				10.00
TOTAL				10.00				10.00				10.00
Change From Previous Year				0.0%				0.0%				0.0%
			\$	-			\$	-			\$	-

Schedule 2: Campus Services Fees

Campus Services Fees	Summer 2018		Fall 2018		Winter 2019		Summer 2017		Fall 2017		Winter 2018	
	Full-time	Part-time	Full-time	Part-time	Full-time	Part-time	Full-time	Part-time	Full-time	Part-time	Full-time	Part-time
St. George Campus - Undergraduate and Graduate Students												
KPE Co-Curricular Programs, Services and Facilities	189.00	37.80	189.00	37.80	189.00	37.80	185.29	37.05	185.29	37.05	185.29	37.05
Hart House	89.40	17.90	89.40	17.90	89.40	17.90	86.38	17.29	86.38	17.29	86.38	17.29
Student Life Programs and Services	156.72	31.34	156.72	31.34	156.72	31.34	151.54	30.31	151.54	30.31	151.54	30.31
TOTAL	\$ 435.12	\$ 87.04	\$ 435.12	\$ 87.04	\$ 435.12	\$ 87.04	\$ 423.21	\$ 84.65	\$ 423.21	\$ 84.65	\$ 423.21	\$ 84.65
Change From Previous Year	+2.8%	+2.8%	+2.8%	+2.8%	+2.8%	+2.8%	+1.7%	+1.7%	+1.7%	+1.7%	+1.7%	+1.7%
	\$ 11.91	\$ 2.39	\$ 11.91	\$ 2.39	\$ 11.91	\$ 2.39	\$ 7.04	\$ 1.40	\$ 7.04	\$ 1.40	\$ 7.04	\$ 1.40
University of Toronto Mississauga - Undergraduate Students												
Physical Education, Athletics & Recreation (UTM)	197.29	39.46	197.29	39.46	197.29	39.46	178.71	35.74	178.71	35.74	178.71	35.74
KPE Co-Curricular Programs, Services and Facilities	21.92	4.39	21.92	4.39	21.92	4.39	21.49	4.30	21.49	4.30	21.49	4.30
Hart House	2.74	0.55	2.74	0.55	2.74	0.55	2.65	0.53	2.65	0.53	2.65	0.53
Health Services Fee	46.06	9.21	46.06	9.21	46.06	9.21	44.72	8.94	44.72	8.94	44.72	8.94
Student Services Fee	189.90	37.98	189.90	37.98	189.90	37.98	167.66	33.53	167.66	33.53	167.66	33.53
TOTAL	\$ 457.91	\$ 91.59	\$ 457.91	\$ 91.59	\$ 457.91	\$ 91.59	\$ 415.23	\$ 83.04	\$ 415.23	\$ 83.04	\$ 415.23	\$ 83.04
Change From Previous Year	+10.3%	+10.3%	+10.3%	+10.3%	+10.3%	+10.3%	+5.1%	+5.1%	+5.1%	+5.1%	+5.1%	+5.1%
	\$ 42.68	\$ 8.55	\$ 42.68	\$ 8.55	\$ 42.68	\$ 8.55	\$ 20.26	\$ 4.04	\$ 20.26	\$ 4.04	\$ 20.26	\$ 4.04
University of Toronto Mississauga - Graduate Students												
Physical Education, Athletics & Recreation (UTM)	197.29	39.46	197.29	39.46	197.29	39.46	178.71	35.74	178.71	35.74	178.71	35.74
KPE Co-Curricular Programs, Services and Facilities	21.92	4.39	21.92	4.39	21.92	4.39	21.49	4.30	21.49	4.30	21.49	4.30
Hart House	2.74	0.55	2.74	0.55	2.74	0.55	2.65	0.53	2.65	0.53	2.65	0.53
Health Services Fee	46.06	9.21	46.06	9.21	46.06	9.21	44.72	8.94	44.72	8.94	44.72	8.94
Student Services Fee	189.90	37.98	189.90	37.98	189.90	37.98	167.66	33.53	167.66	33.53	167.66	33.53
Summer Shuttle Services (See Note 1)	0.00	0.00	5.19	0.00	5.19	0.00	0.00	0.00	5.21	0.00	5.21	0.00
TOTAL	\$ 457.91	\$ 91.59	\$ 463.10	\$ 91.59	\$ 463.10	\$ 91.59	\$ 415.23	\$ 83.04	\$ 420.44	\$ 83.04	\$ 420.44	\$ 83.04
Change From Previous Year	+10.3%	+10.3%	+10.1%	+10.3%	+10.1%	+10.3%	+5.1%	+5.1%	+5.2%	+5.1%	+5.2%	+5.1%
	\$ 42.68	\$ 8.55	\$ 42.66	\$ 8.55	\$ 42.66	\$ 8.55	\$ 20.26	\$ 4.04	\$ 20.87	\$ 4.04	\$ 20.87	\$ 4.04
University of Toronto Scarborough - Undergraduate Students												
Physical Education & Athletics (UTSC)	143.07	28.61	143.07	28.61	143.07	28.61	137.57	27.51	137.57	27.51	137.57	27.51
KPE Co-Curricular Programs, Services and Facilities	21.92	4.39	21.92	4.39	21.92	4.39	21.49	4.30	21.49	4.30	21.49	4.30
Hart House	2.74	0.55	2.74	0.55	2.74	0.55	2.65	0.53	2.65	0.53	2.65	0.53
Health & Wellness Fee	68.99	13.80	68.99	13.80	68.99	13.80	67.31	13.46	67.31	13.46	67.31	13.46
Student Services Fee	183.00	36.60	183.00	36.60	183.00	36.60	177.60	35.52	177.60	35.52	177.60	35.52
TOTAL	\$ 419.72	\$ 83.95	\$ 419.72	\$ 83.95	\$ 419.72	\$ 83.95	\$ 406.62	\$ 81.32	\$ 406.62	\$ 81.32	\$ 406.62	\$ 81.32
Change From Previous Year	+3.2%	+3.2%	+3.2%	+3.2%	+3.2%	+3.2%	+2.5%	+2.5%	+2.5%	+2.5%	+2.5%	+2.5%
	\$ 13.10	\$ 2.63	\$ 13.10	\$ 2.63	\$ 13.10	\$ 2.63	\$ 10.10	\$ 2.01	\$ 10.10	\$ 2.01	\$ 10.10	\$ 2.01
University of Toronto Scarborough - Graduate Students												
Physical Education & Athletics (UTSC)	143.07	28.61	143.07	28.61	143.07	28.61	137.57	27.51	137.57	27.51	137.57	27.51
KPE Co-Curricular Programs, Services and Facilities	21.92	4.39	21.92	4.39	21.92	4.39	21.49	4.30	21.49	4.30	21.49	4.30
Hart House	2.74	0.55	2.74	0.55	2.74	0.55	2.65	0.53	2.65	0.53	2.65	0.53
Health & Wellness Fee	68.99	13.80	68.99	13.80	68.99	13.80	67.31	13.46	67.31	13.46	67.31	13.46
Student Services Fee	183.00	36.60	183.00	36.60	183.00	36.60	177.60	35.52	177.60	35.52	177.60	35.52
TOTAL	\$ 419.72	\$ 83.95	\$ 419.72	\$ 83.95	\$ 419.72	\$ 83.95	\$ 406.62	\$ 81.32	\$ 406.62	\$ 81.32	\$ 406.62	\$ 81.32
Change From Previous Year	+3.2%	+3.2%	+3.2%	+3.2%	+3.2%	+3.2%	+2.5%	+2.5%	+2.5%	+2.5%	+2.5%	+2.5%
	\$ 13.10	\$ 2.63	\$ 13.10	\$ 2.63	\$ 13.10	\$ 2.63	\$ 10.10	\$ 2.01	\$ 10.10	\$ 2.01	\$ 10.10	\$ 2.01
Divisional Services Fees												
	Summer 2016		Fall 2016		Winter 2017		Summer 2016		Fall 2016		Winter 2017	
	Full-time	Part-time	Full-time	Part-time	Full-time	Part-time	Full-time	Part-time	Full-time	Part-time	Full-time	Part-time
Innis College												
Innis College Student Services Fee	\$ 7.50	\$ 2.25	\$ 7.50	\$ 2.25	\$ 7.50	\$ 2.25	\$ 7.50	\$ 2.25	\$ 7.50	\$ 2.25	\$ 7.50	\$ 2.25
Change From Previous Year	0.0%	0.0%	0.0%	0.0%	0.0%	0.0%	0.0%	0.0%	0.0%	0.0%	0.0%	0.0%
	\$ -	\$ -	\$ -	\$ -	\$ -	\$ -	\$ -	\$ -	\$ -	\$ -	\$ -	\$ -

Notes

- The Summer Shuttle Services fee applies to Mississauga Academy of Medicine Students and UTM-affiliated graduate students
- In Winter 2016, the U of T Mississauga Association of Graduate Students requested that the Mississauga Transit U-Pass be realigned as a Student Society fee (see Schedule 1).

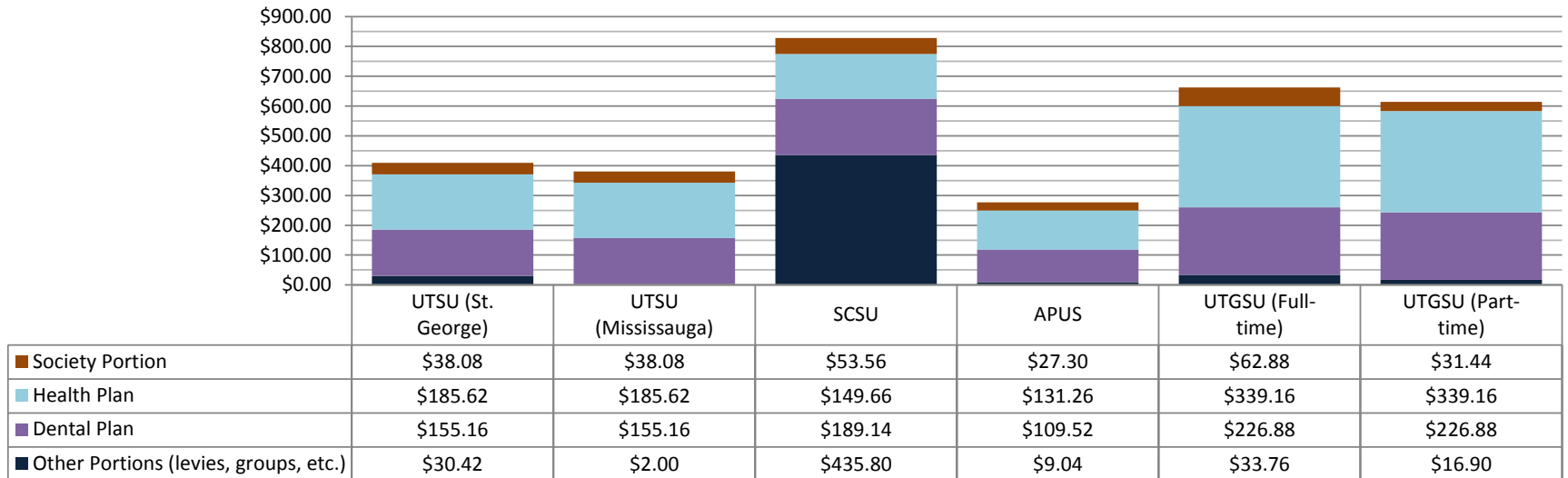
Schedule 3: Federated Colleges Student Society Fees

Student Societies	Summer 2018		Fall 2018		Winter 2019		Summer 2017		Fall 2017		Winter 2018	
	Full-time	Part-time	Full-time	Part-time	Full-time	Part-time	Full-time	Part-time	Full-time	Part-time	Full-time	Part-time
St. Michael's College Student Union												
Society			14.00	10.50	14.00	10.50			14.00	10.50	14.00	10.50
TOTAL			\$ 14.00	\$ 10.50	\$ 14.00	\$ 10.50			\$ 14.00	\$ 10.50	\$ 14.00	\$ 10.50
Change From Previous Year			0.0%	0.0%	0.0%	0.0%			0.0%	0.0%	0.0%	0.0%
			\$ -	\$ -	\$ -	\$ -			\$ -	\$ -	\$ -	\$ -
The Mike												
Society			2.60	1.50	2.60	1.50			2.60	1.50	2.60	1.50
TOTAL			\$ 2.60	\$ 1.50	\$ 2.60	\$ 1.50			\$ 2.60	\$ 1.50	\$ 2.60	\$ 1.50
Change From Previous Year			0.0%	0.0%	0.0%	0.0%			0.0%	0.0%	0.0%	0.0%
			\$ -	\$ -	\$ -	\$ -			\$ -	\$ -	\$ -	\$ -
Trinity College Meeting												
Trinity College Meeting			13.50	13.50	13.50	13.50			13.50	13.50	13.50	13.50
Accessibility Levy (reallocated as follows)									4.50	4.50	4.50	4.50
Student Heads Bursaries (previously Accessibility Levy)			1.50	1.50	1.50	1.50						
Mental Health Support (previously Accessibility Levy)			2.50	2.50	2.50	2.50						
Student Event Ticket Bursaries (previously Accessibility Levy)			0.50	0.50	0.50	0.50						
Athletic Associations			3.50	3.50	3.50	3.50			3.25	3.25	3.25	3.25
Literary Institute			3.50	3.50	3.50	3.50			3.50	3.50	3.50	3.50
Dramatic Society			3.50	3.50	3.50	3.50			3.50	3.50	3.50	3.50
Non-Resident Affairs Committee			4.00	4.00	4.00	4.00			4.00	4.00	4.00	4.00
Yearbook			4.37	4.37	4.38	4.38			4.38	4.38	4.38	4.38
Salterrae			3.00	3.00	3.00	3.00			3.00	3.00	3.00	3.00
Trinity Review			2.25	2.25	2.25	2.25			2.25	2.25	2.25	2.25
Sponsored Refugee Scholarship			5.50	5.50	5.50	5.50			5.50	5.50	5.50	5.50
Volunteer Society			1.00	1.00	1.00	1.00			1.00	1.00	1.00	1.00
Student Leader Honourarium (previously Heads Tuition Levy)			3.50	3.50	3.50	3.50			3.50	3.50	3.50	3.50
Trinity Environment Club			0.50	0.50	0.50	0.50			0.50	0.50	0.50	0.50
Sober Patrol Levy			0.75	0.75	0.75	0.75			0.75	0.75	0.75	0.75
Rainbow Trin			0.50	0.50	0.50	0.50			0.50	0.50	0.50	0.50
Backfield Maintenance			0.75	0.75	0.75	0.75			0.75	0.75	0.75	0.75
Trinity College Mental Health Initiative			0.25	0.25	0.25	0.25			0.25	0.25	0.25	0.25
Capital Fund			5.00	5.00	5.00	5.00			5.00	5.00	5.00	5.00
TOTAL			\$ 59.87	\$ 59.87	\$ 59.88	\$ 59.88			\$ 59.63	\$ 59.63	\$ 59.63	\$ 59.63
Change From Previous Year			+0.4%	+0.4%	+0.4%	+0.4%			0.0%	0.0%	0.0%	0.0%
			\$ 0.24	\$ 0.24	\$ 0.25	\$ 0.25			\$ -	\$ -	\$ -	\$ -
Victoria University Students' Administrative Council												
VUSAC and Club Funding			11.92	7.11	11.92	7.11			14.66	8.54	14.66	8.54
Victoria College Athletics Society			3.00	1.66	3.00	1.67			3.00	1.66	3.00	1.67
The Strand			3.00	0.85	3.00	0.85			2.75	0.60	2.75	0.60
The Cat's Eye Pub			2.00	1.00	2.00	1.00			2.00	1.00	2.00	1.00
Yearbook			0.87	0.50	0.88	0.50			0.87	0.50	0.88	0.50
Refugee Sponsorship Program			2.50	2.00	2.50	2.00			1.75	1.75	1.75	1.75
Acta Victoriana Literary Journal			1.63	0.88	1.62	0.87			1.38	0.75	1.37	0.75
Victoria College Drama Society			3.25	1.62	3.25	1.63			1.50	0.75	1.50	0.75
Caffiends			0.12	0.13	0.13	0.12			0.12	0.13	0.13	0.12
Vic Pride			0.33	0.25	0.32	0.25			0.13	0.05	0.12	0.05
Vic Xposure			1.00	0.25	1.00	0.25						
Victoria International Student Association			0.20	0.20	0.20	0.20						
Student Projects Levy			3.00	1.50	3.00	1.50			5.00	2.50	5.00	2.50
TOTAL			\$ 32.82	\$ 17.95	\$ 32.82	\$ 17.95			\$ 33.16	\$ 18.23	\$ 33.16	\$ 18.23
Change From Previous Year			-1.0%	-1.5%	-1.0%	-1.5%			0.0%	0.0%	0.0%	0.0%
			\$ (0.34)	\$ (0.28)	\$ (0.34)	\$ (0.28)			\$ -	\$ -	\$ -	\$ -

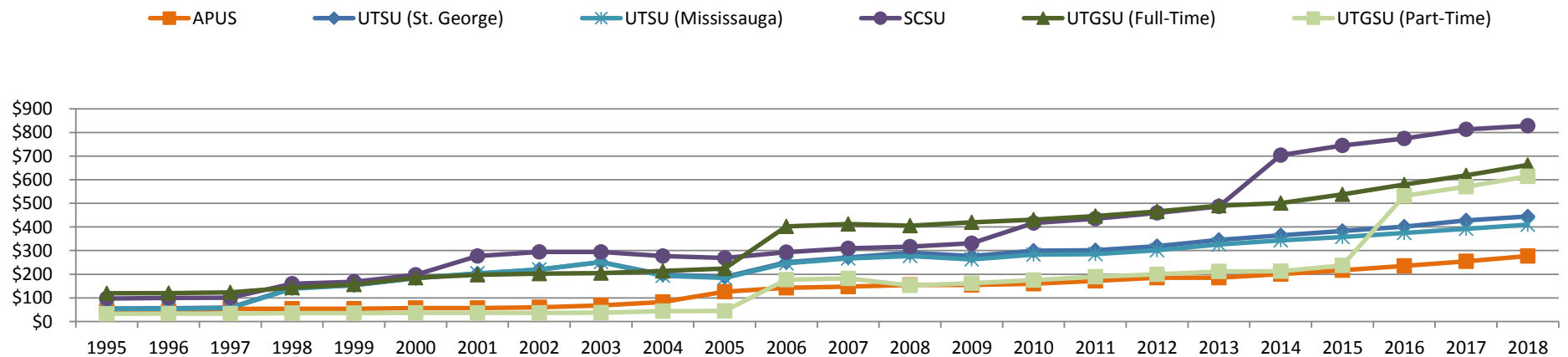
Schedule 4: Federated Colleges Services Fees

Campus Services Fees	Summer 2018		Fall 2018		Winter 2019		Summer 2017		Fall 2017		Winter 2018	
	Full-time	Part-time	Full-time	Part-time	Full-time	Part-time	Full-time	Part-time	Full-time	Part-time	Full-time	Part-time
St. Michael's College												
College Fee	20.00	20.00	103.43	51.72	103.43	51.72	20.00	20.00	100.42	50.21	100.42	50.21
Student Improvement Fee			15.00	15.00	15.00	15.00			15.00	15.00	15.00	15.00
Commuter Package			15.45	7.73	15.45	7.73			15.00	7.50	15.00	7.50
TOTAL	\$ 20.00	\$ 20.00	\$ 133.88	\$ 74.45	\$ 133.88	\$ 74.45	\$ 20.00	\$ 20.00	\$ 130.42	\$ 72.71	\$ 130.42	\$ 72.71
Change From Previous Year	0.0%	0.0%	+2.7%	+2.4%	+2.7%	+2.4%	0.0%	0.0%	+15.9%	+14.1%	+15.9%	+14.1%
	\$ -	\$ -	\$ 3.46	\$ 1.74	\$ 3.46	\$ 1.74	\$ -	\$ -	\$ 17.92	\$ 8.96	\$ 17.92	\$ 8.96
St. Michael's College (First-Year Students)												
College Fee	20.00	20.00	103.43	51.72	103.43	51.72	20.00	20.00	100.42	50.21	100.42	50.21
Student Improvement Fee			15.00	15.00	15.00	15.00			15.00	15.00	15.00	15.00
Commuter Package			15.45	7.73	15.45	7.73			15.00	7.50	15.00	7.50
Orientation Fee			130.00	130.00					130.00	130.00		
TOTAL	\$ 20.00	\$ 20.00	\$ 263.88	\$ 204.45	\$ 133.88	\$ 74.45	\$ 20.00	\$ 20.00	\$ 260.42	\$ 202.71	\$ 130.42	\$ 72.71
Change From Previous Year	0.0%	0.0%	+1.3%	+0.9%	+2.7%	+2.4%	0.0%	0.0%	+131.5%	+218.0%	+15.9%	+14.1%
	\$ -	\$ -	\$ 3.46	\$ 1.74	\$ 3.46	\$ 1.74	\$ -	\$ -	\$ 147.92	\$ 138.96	\$ 17.92	\$ 8.96
Trinity College												
Trinity College Fee			156.50	78.25	156.50	78.25			156.50	78.25	156.50	78.25
TOTAL			\$ 156.50	\$ 78.25	\$ 156.50	\$ 78.25			\$ 156.50	\$ 78.25	\$ 156.50	\$ 78.25
Change From Previous Year			+0.0%	+0.0%	+0.0%	+0.0%			+0.0%	+0.0%	+0.0%	+0.0%
	\$ -	\$ -	\$ -	\$ -	\$ -	\$ -	\$ -	\$ -	\$ -	\$ -	\$ -	\$ -
Victoria College												
Student Services Fee			98.45	49.22	98.45	49.22			92.18	46.09	92.18	46.09
Student Centre			100.00	50.00	100.00	50.00			100.00	50.00	100.00	50.00
Commuter Package			15.96	7.98	15.96	7.98			14.96	7.48	14.96	7.48
TOTAL			\$ 214.41	\$ 107.20	\$ 214.41	\$ 107.20			\$ 207.14	\$ 103.57	\$ 207.14	\$ 103.57
Change From Previous Year			+3.5%	+3.5%	+3.5%	+3.5%			0.0%	0.0%	0.0%	0.0%
	\$ 7.27	\$ 3.63	\$ 7.27	\$ 3.63	\$ 7.27	\$ 3.63	\$ -	\$ -	\$ -	\$ -	\$ -	\$ -
Victoria College (First-Year Students)												
Orientation Fee			69.48	34.74	69.48	34.74			65.06	32.53	65.06	32.53
Student Services Fee			98.45	49.22	98.45	49.22			92.18	46.09	92.18	46.09
Student Centre			100.00	50.00	100.00	50.00			100.00	50.00	100.00	50.00
Commuter Package			15.96	7.98	15.96	7.98			14.96	7.48	14.96	7.48
TOTAL			\$ 283.89	\$ 141.94	\$ 283.89	\$ 141.94			\$ 272.20	\$ 136.10	\$ 272.20	\$ 136.10
Change From Previous Year			+4.3%	+4.3%	+4.3%	+4.3%			+5.8%	+5.8%	+5.8%	+5.8%
	\$ 11.69	\$ 5.84	\$ 11.69	\$ 5.84	\$ 11.69	\$ 5.84	\$ 14.96	\$ 7.48	\$ 14.96	\$ 7.48	\$ 14.96	\$ 7.48

Student Society (UTSU, APUS, UTGSU and SCSU) Fees (Fall + Winter)



Changes in APUS, UTSU, UTGSU and SCSU Fees



Note: The SCSU amounts include SAC (Scarborough) fee prior to Fall 2004.

Divisional Student Society Fees (Fall & Winter)

