

StudentMoveTO
Web-Survey

Student
Move

TO



Design, Data and Roll-out

Three Priorities: A Discussion Paper

Meric S. Gertler
President
University of Toronto

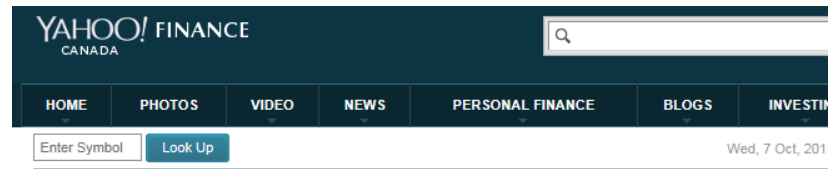
September 2015



Leveraging Our Location(s)

1. To improve the state of our host city-region
 2. To enhance the University's success in attracting and retaining talented faculty, staff and students
 3. To promote further success in research, teaching and learning by focusing on urban processes, dynamics and challenges, such as poverty, public health, innovation clusters, environmental and energy systems, transportation, political systems, design and planning, and more
 4. To enhance the University's standing and reputation as a city-building institution.
 5. Work collaboratively
- StudentMoveTO encapsulates these objectives

Engagement in City-Building



StudentMoveTO launches survey and campaign for better transit in the GTHA

Mon, 21 Sep, 2015 12:29 PM EDT

Like Tweet Share Print

WEXX Beat the market. Get the app.

TORONTO, Sept. 21, 2015 /CNW/ - StudentMoveTO will host an interactive symposium at Toronto City Hall on transportation issues facing students in the Greater Toronto Hamilton Area (GTHA). The presidents of Toronto's universities (Ryerson, University of Toronto, OCAD-U and York), along with policy leaders and students from across the GTHA, will discuss the difficult and sometimes bewildering obstacles students confront when travelling in the region.

"This initiative aims to promote and improve student mobility within the GTHA," said Kritee Ahmed, project coordinator for StudentMoveTO. On September 21st, Toronto's four major universities will launch a student travel survey to show decision makers that students urgently need improved transportation options.



Universities in the T
and travel behavi
contr

Whether you drive,
informed by an unde
into a d

All
Cont

Profile Home Travel **Diary** Satisfaction End

Your profile

Gender	<input type="radio"/> Female <input checked="" type="radio"/> Male <input type="radio"/> Other	✓
Age	<input type="text" value="29"/> <small>I prefer to give only the age group</small>	✓
What is your gender?		
What is your age?		
What is your email address?		
What is your phone number?		
At which university are you currently enrolled?		
When did you start at your university?		
Do you own a car?	<input type="radio"/> Yes <input checked="" type="radio"/> No	✓
Can you borrow a car from friends or family when needed?	<input type="radio"/> Yes <input checked="" type="radio"/> No	✓
Are you a car sharing member? <small>ZipCar, AutoShare, Car2Go, Student CarShare, etc.</small>	<input checked="" type="radio"/> Yes <input type="radio"/> No	✓
Did you use ridesharing services in the last year? <small>Example: SmartCommute carpool match, InstantCarpool...</small>	<input type="radio"/> Yes <input checked="" type="radio"/> No	✓
Do you own a scooter or moped?	<input type="radio"/> Yes <input checked="" type="radio"/> No	✓
Do you have a monthly or annual transit pass <small>Do not take tickets or weekly passes into account Can be TTC, GO, VIVA, MiWay, etc. A Presto card only counts if it is loaded with a monthly or annual pass</small>	<input type="radio"/> Yes <input checked="" type="radio"/> No	✓
Do you have a Presto card?	<input checked="" type="radio"/> Yes <input type="radio"/> No	✓
Do you own a bicycle?	<input checked="" type="radio"/> Yes <input type="radio"/> No	✓
Are you a bike sharing member? <small>Bike Share Toronto or other</small>	<input type="radio"/> Yes <input checked="" type="radio"/> No	✓

Save and continue

Please enter the following information:

Including yourself, how many people live permanently in your household? ✓
[Who to include?](#)

How many members of your household are your dependent children? ✓
 Enter "0" for none.

How many vehicles are made available to the members of your household? ✓
[Which vehicle\(s\) to include?](#)

In what type of home do you live? ✓

Do you or your housemates rent?

What type of living situation best describes your home?

How many years have you been living in your home?

If you don't remember, enter an estimate.

Enter 0 if less than 1 year.

Which of the following factors had the most influence on your choice of residence?

Home map

Click on the map or move the icon marker to pinpoint the location of your home. Use zoom for more precision (+/-).

The location of your home should be as precise as possible.



Please enter the following information:

In the past month: (select all that apply)

3 selected

On a typical **fall** day, what **main** means of transportation do you use when travelling to and from the university?

Choose the type that accounts for the longest distance traveled

Bicycle

What combination of travel modes do you use on a typical fall day when traveling to and from the university?

Example: if you are typically driven to the GO Train and take that into town before hopping on the subway, you would check the boxes Car passenger, GO Train, Subway. If you just ride your bicycle from home to the university, simply check Bicycle

1 selected

Using the main means of transportation indicated above, how long does it typically take you to get from your home to the university? (in minutes)



How many days per week do you typically travel to the university?

0 1 2 3 4 5 6 7

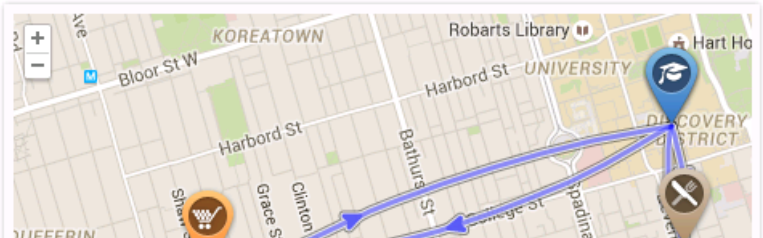
How many days per week do you typically work/study from home **instead of**

Profile Home Travel **Diary** Satisfaction End

Places where you went on :
Thursday, September 17, 2015 (yesterday)
Chronological order must be respected
Do not forget the end point of the day (home or other location)

Departure place:
Home

Office
Education (including TA/RA work)



Trips map

Profile Home Travel **Diary** Satisfaction End

Home

TRIP 1
 From: Home (09:20 →)
 to: Office (→ 09:35)
 Mode(s) of transportation:

Bicycle [Modify](#)

If more than one mode of transportation was used to make this trip, add the next:

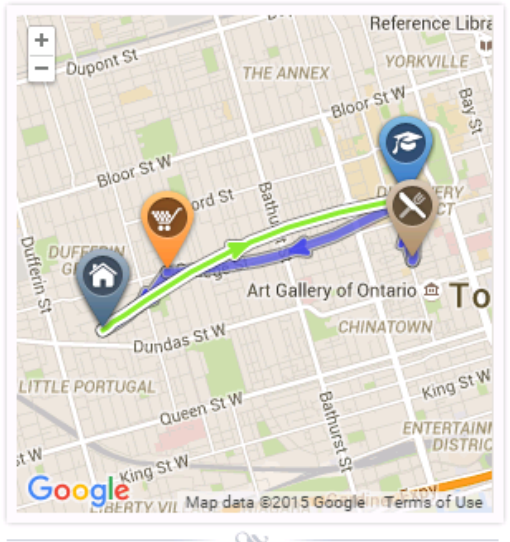
+ Add a mode of transportation

When all modes of transportation have been added:

Confirm this trip

Office

TRIP 2
 From: Office (12:10 →)
 to: Lunch (→ 12:15)



Trips map

Please enter the following information:

Did you go on any **walks** or **bike** rides that you didn't report in the previous 'trips' section?

Example: walk or bike ride for the purpose of exercise, walking the dog...

Yes No



How would you rate your satisfaction with your typical commute?



Very unsatisfied

Neutral

Very satisfied

If not fully satisfied, please select up to 3 statements that best describe your dissatisfaction.

Select up to 3

3 selected

What would you like to see improved?

Select up to 3

Does your commute affect your health?

Do you participate in any activities to reduce your carbon footprint?

participate

To what extent do you agree with the following statements?

I try to organize my daily activities so that I make as few trips as possible



Strongly disagree Disagree Neither agree nor disagree Agree Strongly agree

I often use telephone or internet to avoid having to travel somewhere



Strongly disagree Disagree Neither agree nor disagree Agree Strongly agree

Time spent travelling is wasted time



Strongly disagree Disagree Neither agree nor disagree Agree Strongly agree

I try to limit my driving (or being driven) to improve air quality and maintain a low carbon footprint



Strongly disagree Disagree Neither agree nor disagree Agree Strongly agree

Owning a car contributes to a good lifestyle



Strongly disagree Disagree Neither agree nor disagree Agree Strongly agree

Driving is easier than using other means of transportation



Strongly disagree Disagree Neither agree nor disagree Agree Strongly agree

Last questions

Personal gross income level (before taxes) in 2014 (optional)

Household gross income level (before taxes) in 2014 (optional)



What do you think are the most important transportation challenges at your university and in Toronto more broadly?



Safer streets.

Comments on the survey questionnaire



Great job ;)

Would you be willing to take part in other mobility surveys?

 Yes No

You will only be contacted regarding transportation related research and may opt out at any point. Your email will NOT be associated to your responses and will be stored in a separate database accessible only to the survey's lead team. Your email will not be shared outside the research team.

Would you like to be entered in the raffle for prizes?



At the conclusion of the survey, 20 lucky winners will receive \$50 gift cards to their campus bookstore.

 Yes No

Please enter your university e-mail address to participate in the raffle or participate in other surveys. Your email address will never be shared for other purposes.

test@studentmoveto.ca



Finish interview

Interview completion rate
782 1140 + 68.6%

Average interview duration
18 minutes



Interview completion rate

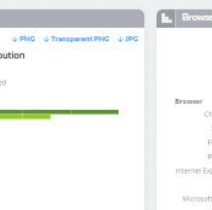

782 1140 + 68.6%

Average interview duration

18 minutes

Sections completion rates

Interview durations distribution



D	Day	Time	OCAD-U	delta	delta	login	resp	comp	Ryerson	delta	delta	login	resp	comp	UofT	delta	delta	login	resp	comp	YorkU	delta	delta	login	resp	comp	day	Sum	comp	Projec
				step	day		rate	rate		6hrs	day		rate	rate		6hrs	day		rate	rate		6hrs	day		rate	rate			all	tion
30	Wed	10AM	186	7	20	292	7%	10%	42	9	24	75	3%	1%	111	5	66	160	1%	1%	60	2	29	97	0%	0%		399		
		2:20PM	188	2	18	296	13%	13%	53	11	27	90	5%	3%	142	31	66	205	6%	5%	75	15	28	122	3%	2%		458		
		25:15AM	195	7	16	303	23%	23%	62	9	29	97	6%	4%	170	28	64	240	11%	8%	89	14	31	142	6%	4%	3	516	6%	8,945
1	Thu	10AM	196	1	10	304	1%	1%	71	9	29	113	2%	1%	173	3	62	244	1%	0%	89	0	29	142	0%	0%		529		
		6PM	197	1	9	307	6%	3%	89	18	36	134	6%	4%	210	37	68	306	8%	5%	105	16	30	166	3%	2%		601		
		24:40PM	198	1	3	307	6%	4%	93	4	31	139	6%	5%	222	12	52	317	10%	7%	107	2	18	172	3%	2%	4	620	4%	8,945
2	Fri	11:50AM	198	0	2	308	1%	0%	102	9	31	153	2%	1%	228	6	55	339	3%	1%	115	8	26	184	1%	1%		643		
		4:25PM	199	1	2	310	4%	1%	105	3	16	155	2%	2%	268	40	58	388	9%	6%	128	13	23	200	3%	2%		700		
		N/A	199	0	1	310	4%	1%	105	0	12	155	2%	2%	268	0	46	388	9%	6%	128	0	21	200	3%	2%	5	700	3%	8,945
3	Sat	11:15	204	5	6	315	7%	7%	118	13	16	176	3%	2%	286	18	58	417	4%	2%	134	6	19	216	2%	1%		742		
		6:30PM	205	1	6	317	10%	9%	127	9	22	196	6%	3%	356	70	88	518	16%	11%	163	29	35	257	7%	4%		851		
		24:35PM	206	1	7	319	13%	10%	130	3	25	200	7%	4%	374	18	106	540	19%	13%	171	8	43	266	8%	5%	6	881	8%	8,945
4	Sun	12:45PM	208	2	4	321	3%	3%	147	17	29	242	6%	3%	414	40	128	597	7%	5%	189	18	55	299	4%	2%		958		
		4:35PM	210	2	5	325	9%	6%	157	10	30	256	8%	4%	449	35	93	649	14%	9%	215	26	52	332	8%	5%		1031		
		23:15PM	211	1	5	326	10%	7%	166	9	36	271	11%	5%	486	37	112	700	20%	14%	225	10	54	350	10%	6%	7	1088	9%	9,159
5	Mon	12:30PM	213	2	5	329	4%	3%	189	23	42	314	6%	3%	531	45	117	764	8%	6%	257	32	68	398	6%	4%		1190		
		5:15PM	214	1	4	330	6%	4%	198	9	41	330	9%	5%	571	40	122	811	14%	11%	276	19	61	418	8%	6%		1259		
		11:55PM	214	0	3	330	6%	4%	209	11	43	342	11%	6%	598	27	112	850	19%	14%	282	6	57	424	9%	7%	8	1303	9%	9,922
6	Tue	12:15PM	219	5	6	337	10%	7%	235	26	46	386	7%	4%	619	21	88	900	6%	3%	295	13	38	455	4%	2%		1368		
		4:00PM	221	2	7	342	17%	10%	243	8	45	399	9%	5%	676	57	105	981	16%	10%	317	22	41	486	7%	4%		1457		
		23:55PM	222	1	8	342	17%	11%	250	7	41	408	10%	6%	718	42	120	1039	24%	15%	333	16	51	505	9%	6%	9	1523	9%	10,516



TWEETS 63

StudentMoveTO

@StudentMoveTO

We aim to promote improved transportation and mobility options for students in the GTHA. What's your transit story? It's time to #getmoving!

Toronto, Ontario
studentmoveto.ca

10 Photos and videos



Student Move T.O.

1 hr · Toronto ·

spent a lot of time filling out the survey and then it crashed...is all of my information lost? would hate to have to start all over again.

Like Comment Share

Most Recent

Student Move T.O. Hi [redacted]
I'm sorry to hear the survey crashed, but the good news is any information you input should be saved. The survey instrument stores every click and typed value typed along the way, not just at the end. This means you should also be able to log back in and complete your response. Sections that are complete will appear in green along the top and you can just click there to jump ahead. It would be appreciated if you could PM me with further information on your setup (operating system, browser version) and where the crash occurred (what question or button pressed), this would allow us to fix the issue. You can also email that to support@studentmoveto.ca if preferred. Thank you and apologies again for any issues, Chris Harding @ StudentMoveTO

Like · Reply · Commented on by Chris Harding [?] · 1 hr

[redacted] got it. and completed it too. it did indeed save! good luck with the project. i hope you get a good response.
Unlike · Reply · 1 · 1 hr

Student Move T.O. 1,600 responses and counting thanks to students like you!
Thanks again!

Like · Reply · Commented on by Chris Harding [?] · 1 hr

Write a reply...

Survey Just the Beginning

- Academic research on student travel
 - Through inter-university collaboration
- Teaching: use data in classes
- Inform policy-making by working with civic leaders
- Engage students about improving student travel



StudentMoveTO
Web-Survey

Student
Move

