

FOR INFORMATION

PUBLIC

OPEN SESSION

TO: Campus Affairs Committee

SPONSOR: Sandy Welsh, Vice-Provost, Students

CONTACT INFO: (416) 978-3870, vp.students@utoronto.ca

PRESENTER: Meredith Strong, Director, Office of the Vice-Provost, Students and Student Policy Advisor

CONTACT INFO: (416) 978-4027, meredith.strong@utoronto.ca

DATE: February 4, 2016 for February 11, 2016

AGENDA ITEM: 3

ITEM IDENTIFICATION:

Compulsory Non-Academic Incidental Fees – Report and Analysis: 2015-16

JURISDICTIONAL INFORMATION:

Section 5.1. of the Terms of Reference provides that compulsory non-academic incidental fees are within the responsibility of the UTM Campus Affairs Committee. Sections 5.4.1 and 5.4.2 state that fees for UTM student services, representative student committees, campus organizations, and divisional student societies “are approved by the UTM Council on the recommendation of the UTM Campus Affairs Committee.”

Compulsory non-academic incidental fees for UTM are considered and approved by the UTM Campus Affairs Committee CAC and the UTM Campus Council. Fees for the St. George campus and for multi-campus services and student societies are approved by the University Affairs Board.

GOVERNANCE PATH:

1. University Affairs Board [For Information] (February 2, 2016)
2. UTSC Campus Affairs Committee [For Information] (February 8, 2016)
3. **UTM Campus Affairs Committee [For Information] (February 11, 2016)**

PREVIOUS ACTION TAKEN:

The report is presented annually to the Committee for information.

HIGHLIGHTS:

The report is an inventory of all compulsory non-academic incidental fees (and designated portions thereof) approved by governance and collected by the University. Similar fees approved and charged by the federated universities are included for reference.

In the first section of the report, fees are identified in each divisional table as either those whose proceeds fund a University service, those whose proceeds go to a University-wide student society, or those whose proceeds go to a student society or service of the division. Bar charts compare the total fees paid by students by division.

Increases to fees which fund University operated services (including those managed by a division of the University) are subject to the terms and conditions outlined in the *Policy for Compulsory Non-Academic Incidental Fees* and the *Memorandum of Agreement between The University of Toronto, The Students' Administrative Council, The Graduate Students' Union and The Association of Part-time Undergraduate Students for a Long-Term Protocol on the Increase or Introduction of Compulsory Non-tuition Related Fees* (commonly referred to as the *Protocol*). The Council on Student Services (COSS) provides advice to the University Affairs Board on increases to fees for the St. George Campus and University-wide student services. Similarly, the UTM Quality Service to Students Council (QSS) advises the UTM Campus Affairs Committee on fee increases for services located on the Mississauga campus. Services fees are listed in Schedule 2 of the Report.

Changes to student society fees (including portions of fees, which are designated for specific purposes) are subject to the terms and conditions outlined in the *Policy for Compulsory Non-Academic Incidental Fees* and the societies' own constitutions and/or by-laws. Increases which are greater than the cost of living must be supported by a positive result in a recent referendum. Requests for increases which are less than or equal to the cost of living must be supported by a previous referendum approving annual increases by an established inflation factor. When such a provision is approved by referendum, annual increases no greater than the Ontario Consumer Price Index of the previous December (or no greater than an inflation factor approved by referendum) may be requested upon approval of the board or council of the organization. Student society fees, including portions designated for specific purposes, are detailed in Schedule 1 of the Report.

FINANCIAL IMPLICATIONS:

There are no net implications for the campus' operating budget.

RECOMMENDATION:

The report is presented for information.

DOCUMENTATION PROVIDED:

Compulsory Non-Academic Incidental Fees – Report and Analysis: 2015-16



UNIVERSITY OF
TORONTO

**Compulsory Non-Academic
Incidental Fees
2015-16**

Office of the Vice-Povost, Students
University of Toronto
Simcoe Hall, 27 King's College Circle, Room 221, Toronto, ON M5S 1A1 Canada
Tel: +1 416 978-3870 • Fax +1 416 946-0678
vp.students@utoronto.ca • www.viceprovoststudents.utoronto.ca

Compulsory Non-Academic Incidental Fees

Table of Contents

Divisional Fee Information	Page 1
Typical Fall/Winter Incidental Fees (FT)	Page 9
Typical Fall/Winter Incidental Fees (PT)	Page 10
Relative Fee Increases	Page 11
Schedule 1: Student Society Fees	Page 12
Schedule 2: Campus Services Fees	Page 18
Schedule 3: Federated Colleges Student Society Fees	Page 19
Schedule 4: Federated Colleges Services Fees	Page 20
Student Society Fee Charts	Page 21

Compulsory Non-Academic Incidental Fees - Fees by Division

Fees for divisional student societies and other divisional fees are listed in a white background.

Fees for central and cross-divisional student societies are listed in a light shaded background.

Fees for University operated services are listed in a dark shaded background.

ARTS AND SCIENCE DIVISIONS

University of Toronto Mississauga	Summer 2015		Fall 2015		Winter 2016		Summer 2014		Fall 2014		Winter 2015					
	Full-time	Part-time	Full-time	Part-time	Full-time	Part-time	Full-time	Part-time	Full-time	Part-time	Full-time	Part-time				
University of Toronto Mississauga Students' Union	154.48	132.90	127.15	105.33	127.14	105.32	144.17	122.77	119.16	97.58	119.16	97.58				
The Medium	0.00	0.00	3.63	1.21	3.63	1.21	0.00	0.00	3.63	1.21	3.63	1.21				
U of T at Mississauga Athletics Council	2.77	2.77	4.30	1.39	4.30	1.39	2.77	2.77	4.30	1.39	4.30	1.39				
VIBE - Radio Erindale	2.00	0.00	2.00	0.00	2.00	0.00	2.00	0.00	2.00	0.00	2.00	0.00				
Students' Administrative Council	32.00	0.00	179.00	0.00	179.00	0.00	31.62	0.00	171.83	0.00	171.83	0.00				
Association of Part-time Undergraduate Students	0.00	18.42	0.00	108.44	0.00	108.44	0.00	18.36	0.00	100.15	0.00	100.15				
U of T Community Radio	0.50	0.00	0.50					0.00	0.50	0.00	0.50	0.00				
The Varsity	1.90	0.00	1.94	0.00	1.94	0.00	1.87	0.00	1.90	0.00	1.90	0.00				
Physical Education & Athletics	171.76	34.35	171.76	34.35	171.76	34.35	168.39	33.68	168.39	33.68	168.39	33.68				
KPE Co-Curricular Programs, Services and Facilities	19.98	4.00	19.98	4.00	19.98	4.00	18.22	3.64	18.22	3.64	18.22	3.64				
Hart House	2.54	0.51	2.54	0.51	2.54	0.51	2.47	0.50	2.47	0.50	2.47	0.50				
Health Service	36.23	7.25	36.23	7.25	36.23	7.25	33.67	6.73	33.67	6.73	33.67	6.73				
Student Services	151.08	30.22	151.08	30.22	151.08	30.22	142.51	28.50	142.51	28.50	142.51	28.50				
Summer Shuttle Services	0.00	0.00	4.41	0.00	4.41	0.00	0.00	0.00	4.68	0.89	4.68	0.89				
Total	575.24	230.42	704.52	292.70	704.01	292.69	547.69	216.95	673.26	274.27	673.26	274.27				
Change From Previous Year	+5.0%	+6.2%	+4.6%	+6.7%	+4.6%	+6.7%	+3.4%	+12.7%	+3.8%	+6.2%	+3.8%	+6.2%				
			Fall + Winter:		Full-time		1,408.53				Fall + Winter:		Full-time		1,346.52	
					Part-time		585.39				Part-time		548.54			

University of Toronto Scarborough	Summer 2015		Fall 2015		Winter 2016		Summer 2014		Fall 2014		Winter 2015					
	Full-time	Part-time	Full-time	Part-time	Full-time	Part-time	Full-time	Part-time	Full-time	Part-time	Full-time	Part-time				
Scarborough Campus Students' Council	220.93	42.06	372.38	42.40	372.38	42.40	214.30	40.58	351.86	41.04	351.86	41.04				
Scarborough Campus Students' Press (The Underground)	0.00	0.00	3.50	0.00	3.50	0.00	0.00	0.00	3.50	0.00	3.50	0.00				
Scarborough College Athletic Association	0.00	0.00	3.50	0.00	3.50	0.00	0.00	0.00	3.50	0.00	3.50	0.00				
Scarborough Campus Community Radio (CSCR)	4.85	0.00	4.85	0.00	4.85	0.00	4.85	0.00	4.85	0.00	4.85	0.00				
Association of Part-time Undergraduate Students	0.00	18.42	0.00	108.44	0.00	108.44	0.00	18.36	0.00	100.15	0.00	100.15				
U of T Community Radio	0.50	0.00	0.50	0.00	0.50	0.00	0.50	0.00	0.50	0.00	0.50	0.00				
The Varsity	1.90	0.00	1.94	0.00	1.94	0.00	1.87	0.00	1.90	0.00	1.90	0.00				
Scarborough College Athletic Fee	130.94	26.19	130.94	26.19	130.94	26.19	124.70	24.94	124.70	24.94	124.70	24.94				
KPE Co-Curricular Programs, Services and Facilities	19.98	4.00	19.98	4.00	19.98	4.00	18.22	3.64	18.22	3.64	18.22	3.64				
Hart House	2.54	0.51	2.54	0.51	2.54	0.51	2.47	0.50	2.47	0.50	2.47	0.50				
Health Service	63.75	12.75	63.75	12.75	63.75	12.75	61.90	12.38	61.90	12.38	61.90	12.38				
Student Services	167.84	33.57	167.84	33.57	167.84	33.57	164.55	32.91	164.55	32.91	164.55	32.91				
Total	613.23	137.50	771.72	227.86	771.72	227.86	593.36	133.31	737.95	215.56	737.95	215.56				
Change From Previous Year	+3.3%	+3.1%	+4.6%	+5.7%	+4.6%	+5.7%	+24.7%	+21.6%	+21.0%	+16.8%	+21.0%	+16.8%				
			Fall + Winter:		Full-time		1,543.44				Fall + Winter:		Full-time		1,475.90	
					Part-time		455.72				Part-time		431.12			

Compulsory Non-Academic Incidental Fees - Fees by Division

ARTS AND SCIENCE DIVISIONS (continued)

Innis College	Summer 2015		Fall 2015		Winter 2016		Summer 2014		Fall 2014		Winter 2015		
	Full-time	Part-time	Full-time	Part-time	Full-time	Part-time	Full-time	Part-time	Full-time	Part-time	Full-time	Part-time	
Innis College Student Society (ICSS)	0.00	0.00	35.53	35.53	35.53	35.53	0.00	0.00	35.53	35.53	35.53	35.53	
Innis College Student Services Fee	7.50	2.25	7.50	2.25	7.50	2.25	7.50	2.25	7.50	2.25	7.50	2.25	
Students' Administrative Council	42.70	0.00	191.56	0.00	191.56	0.00	41.57	0.00	182.53	0.00	182.53	0.00	
Association of Part-time Undergraduate Students	0.00	18.42	0.00	108.44	0.00	108.44	0.00	18.36	0.00	100.15	0.00	100.15	
Arts & Science Students' Union	9.50	0.00	9.50	0.00	9.50	0.00	9.50	0.00	9.50	0.00	9.50	0.00	
U of T Community Radio	3.75	0.00	3.75	0.00	3.75	0.00	3.75	0.00	3.75	0.00	3.75	0.00	
The Varsity	1.90	0.00	1.94	0.00	1.94	0.00	1.87	0.00	1.90	0.00	1.90	0.00	
KPE Co-Curricular Programs, Services and Facilities	172.25	34.45	172.25	34.45	172.25	34.45	157.07	31.41	157.07	31.41	157.07	31.41	
Hart House	82.64	16.54	82.64	16.54	82.64	16.54	80.51	16.11	80.51	16.11	80.51	16.11	
Student Life Programs & Services	145.29	29.06	145.29	29.06	145.29	29.06	142.22	28.45	142.22	28.45	142.22	28.45	
Total	465.53	100.72	649.96	226.27	649.96	226.27	443.99	96.58	620.51	213.90	620.51	213.90	
Change From Previous Year	+4.9%	+4.3%	+4.7%	+5.8%	+4.7%	+5.8%	+3.3%	+2.7%	+3.7%	+4.9%	+3.7%	+4.9%	
Note: First year students are charged an ICSS orientation fee (\$51.00 / session)				Fall + Winter:		Full-time 1,299.92 Part-time 452.54				Fall + Winter:		Full-time 1,241.02 Part-time 427.80	

New College	Summer 2015		Fall 2015		Winter 2016		Summer 2014		Fall 2014		Winter 2015		
	Full-time	Part-time	Full-time	Part-time	Full-time	Part-time	Full-time	Part-time	Full-time	Part-time	Full-time	Part-time	
New College Student Council	0.00	0.00	30.00	13.25	30.00	13.25	0.00	0.00	30.00	13.25	30.00	13.25	
Students' Administrative Council	42.70	0.00	191.56	0.00	191.56	0.00	41.57	0.00	182.53	0.00	182.53	0.00	
Association of Part-time Undergraduate Students	0.00	18.42	0.00	108.44	0.00	108.44	0.00	18.36	0.00	100.15	0.00	100.15	
Arts & Science Students' Union	9.50	0.00	9.50	0.00	9.50	0.00	9.50	0.00	9.50	0.00	9.50	0.00	
U of T Community Radio	3.75	0.00	3.75	0.00	3.75	0.00	3.75	0.00	3.75	0.00	3.75	0.00	
The Varsity	1.90	0.00	1.94	0.00	1.94	0.00	1.87	0.00	1.90	0.00	1.90	0.00	
KPE Co-Curricular Programs, Services and Facilities	172.25	34.45	172.25	34.45	172.25	34.45	157.07	31.41	157.07	31.41	157.07	31.41	
Hart House	82.64	16.54	82.64	16.54	82.64	16.54	80.51	16.11	80.51	16.11	80.51	16.11	
Student Life Programs & Services	145.29	29.06	145.29	29.06	145.29	29.06	142.22	28.45	142.22	28.45	142.22	28.45	
Total	458.03	98.47	636.93	201.74	636.93	201.74	436.49	94.33	607.48	189.37	607.48	189.37	
Change From Previous Year	+4.9%	+4.4%	+4.8%	+6.5%	+4.8%	+6.5%	+3.3%	+2.8%	+3.8%	+5.6%	+3.8%	+5.6%	
				Fall + Winter:		Full-time 1,273.86 Part-time 403.48				Fall + Winter:		Full-time 1,214.96 Part-time 378.74	

University College	Summer 2015		Fall 2015		Winter 2016		Summer 2014		Fall 2014		Winter 2015		
	Full-time	Part-time	Full-time	Part-time	Full-time	Part-time	Full-time	Part-time	Full-time	Part-time	Full-time	Part-time	
University College Literary & Athletic Society	0.00	0.00	17.53	8.15	17.53	8.15	0.00	0.00	17.53	8.15	17.53	8.15	
Students' Administrative Council	42.70	0.00	191.56	0.00	191.56	0.00	41.57	0.00	182.53	0.00	182.53	0.00	
Association of Part-time Undergraduate Students	0.00	18.42	0.00	108.44	0.00	108.44	0.00	18.36	0.00	100.15	0.00	100.15	
Arts & Science Students' Union	9.50	0.00	9.50	0.00	9.50	0.00	9.50	0.00	9.50	0.00	9.50	0.00	
U of T Community Radio	3.75	0.00	3.75	0.00	3.75	0.00	3.75	0.00	3.75	0.00	3.75	0.00	
The Varsity	1.90	0.00	1.94	0.00	1.94	0.00	1.87	0.00	1.90	0.00	1.90	0.00	
KPE Co-Curricular Programs, Services and Facilities	172.25	34.45	172.25	34.45	172.25	34.45	157.07	31.41	157.07	31.41	157.07	31.41	
Hart House	82.64	16.54	82.64	16.54	82.64	16.54	80.51	16.11	80.51	16.11	80.51	16.11	
Student Life Programs & Services	145.29	29.06	145.29	29.06	145.29	29.06	142.22	28.45	142.22	28.45	142.22	28.45	
Total	458.03	98.47	624.46	196.64	624.46	196.64	436.49	94.33	595.01	184.27	595.01	184.27	
Change From Previous Year	+4.9%	+4.4%	+4.9%	+6.7%	+4.9%	+6.7%	+3.3%	+2.8%	+3.9%	+5.8%	+3.9%	+5.8%	
				Fall + Winter:		Full-time 1,248.92 Part-time 393.28				Fall + Winter:		Full-time 1,190.02 Part-time 368.54	

Woodsworth College	Summer 2015		Fall 2015		Winter 2016		Summer 2014		Fall 2014		Winter 2015		
	Full-time	Part-time	Full-time	Part-time	Full-time	Part-time	Full-time	Part-time	Full-time	Part-time	Full-time	Part-time	
Woodsworth College Students' Association	15.00	15.00	7.50	7.50	7.50	7.50	15.00	15.00	7.50	7.50	7.50	7.50	
Students' Administrative Council	42.70	0.00	191.56	0.00	191.56	0.00	41.57	0.00	182.53	0.00	182.53	0.00	
Association of Part-time Undergraduate Students	0.00	18.42	0.00	108.44	0.00	108.44	0.00	18.36	0.00	100.15	0.00	100.15	
Arts & Science Students' Union	9.50	0.00	9.50	0.00	9.50	0.00	9.50	0.00	9.50	0.00	9.50	0.00	
U of T Community Radio	3.75	0.00	3.75	0.00	3.75	0.00	3.75	0.00	3.75	0.00	3.75	0.00	
The Varsity	1.90	0.00	1.94	0.00	1.94	0.00	1.87	0.00	1.90	0.00	1.90	0.00	
KPE Co-Curricular Programs, Services and Facilities	172.25	34.45	172.25	34.45	172.25	34.45	157.07	31.41	157.07	31.41	157.07	31.41	
Hart House	82.64	16.54	82.64	16.54	82.64	16.54	80.51	16.11	80.51	16.11	80.51	16.11	
Student Life Programs & Services	145.29	29.06	145.29	29.06	145.29	29.06	142.22	28.45	142.22	28.45	142.22	28.45	
Total	473.03	113.47	614.43	195.99	614.43	195.99	451.49	109.33	584.98	183.62	584.98	183.62	
Change From Previous Year	+4.8%	+3.8%	+5.0%	+6.7%	+5.0%	+6.7%	+3.2%	+2.4%	+4.0%	+5.8%	+4.0%	+5.8%	
				Fall + Winter:		Full-time 1,228.86 Part-time 391.98				Fall + Winter:		Full-time 1,169.96 Part-time 367.24	

Compulsory Non-Academic Incidental Fees - Fees by Division

ARTS AND SCIENCE DIVISIONS - Federated Colleges

St. Michael's College	Summer 2015		Fall 2015		Winter 2016		Summer 2014		Fall 2014		Winter 2015		
	Full-time	Part-time	Full-time	Part-time	Full-time	Part-time	Full-time	Part-time	Full-time	Part-time	Full-time	Part-time	
St. Michael's College Student Union	0.00	0.00	14.00	10.50	14.00	10.50	0.00	0.00	14.00	10.50	14.00	10.50	
The Mike	0.00	0.00	2.60	1.50	2.60	1.50	0.00	0.00	2.60	1.50	2.60	1.50	
College Fee	0.00	0.00	97.50	48.75	97.50	48.75	0.00	0.00	97.50	48.75	97.50	48.75	
Campaign Fee	0.00	0.00	15.00	15.00	15.00	15.00	0.00	0.00	15.00	15.00	15.00	15.00	
Students' Administrative Council	42.70	0.00	191.56	0.00	191.56	0.00	41.57	0.00	182.53	0.00	182.53	0.00	
Association of Part-time Undergraduate Students	0.00	18.42	0.00	108.44	0.00	108.44	0.00	18.36	0.00	100.15	0.00	100.15	
Arts & Science Students' Union	9.50	0.00	9.50	0.00	9.50	0.00	9.50	0.00	9.50	0.00	9.50	0.00	
U of T Community Radio	3.75	0.00	3.75	0.00	3.75	0.00	3.75	0.00	3.75	0.00	3.75	0.00	
The Varsity	1.90	0.00	1.94	0.00	1.94	0.00	1.87	0.00	1.90	0.00	1.90	0.00	
KPE Co-Curricular Programs, Services and Facilities	172.25	34.45	172.25	34.45	172.25	34.45	157.07	31.41	157.07	31.41	157.07	31.41	
Hart House	82.64	16.54	82.64	16.54	82.64	16.54	80.51	16.11	80.51	16.11	80.51	16.11	
Student Life Programs & Services	145.29	29.06	145.29	29.06	145.29	29.06	142.22	28.45	142.22	28.45	142.22	28.45	
Total	458.03	98.47	736.03	264.24	736.03	264.24	436.49	94.33	706.58	251.87	706.58	251.87	
Change From Previous Year	+4.9%	+4.4%	+4.2%	+4.9%	+4.2%	+4.9%	+3.3%	+2.8%	+3.3%	+4.1%	+3.3%	+4.1%	
Fall + Winter:							Full-time	1,472.06	Fall + Winter:			Full-time	1,413.16
							Part-time	528.48				Part-time	503.74

Trinity College	Summer 2015		Fall 2015		Winter 2016		Summer 2014		Fall 2014		Winter 2015		
	Full-time	Part-time	Full-time	Part-time	Full-time	Part-time	Full-time	Part-time	Full-time	Part-time	Full-time	Part-time	
Trinity College Meeting	0.00	0.00	56.00	50.00	50.00	50.00	0.00	0.00	45.50	45.50	45.50	45.50	
College Fee	0.00	0.00	153.00	76.50	153.00	76.50	0.00	0.00	150.00	75.00	150.00	75.00	
Students' Administrative Council	42.70	0.00	191.56	0.00	191.56	0.00	41.57	0.00	182.53	0.00	182.53	0.00	
Association of Part-time Undergraduate Students	0.00	18.42	0.00	108.44	0.00	108.44	0.00	18.36	0.00	100.15	0.00	100.15	
Arts & Science Students' Union	9.50	0.00	9.50	0.00	9.50	0.00	9.50	0.00	9.50	0.00	9.50	0.00	
U of T Community Radio	3.75	0.00	3.75	0.00	3.75	0.00	3.75	0.00	3.75	0.00	3.75	0.00	
The Varsity	1.90	0.00	1.94	0.00	1.94	0.00	1.87	0.00	1.90	0.00	1.90	0.00	
KPE Co-Curricular Programs, Services and Facilities	172.25	34.45	172.25	34.45	172.25	34.45	157.07	31.41	157.07	31.41	157.07	31.41	
Hart House	82.64	16.54	82.64	16.54	82.64	16.54	80.51	16.11	80.51	16.11	80.51	16.11	
Student Life Programs & Services	145.29	29.06	145.29	29.06	145.29	29.06	142.22	28.45	142.22	28.45	142.22	28.45	
Total	458.03	98.47	815.93	314.99	809.93	314.99	436.49	94.33	772.98	296.62	772.98	296.62	
Change From Previous Year	+4.9%	+4.4%	+5.6%	+6.2%	+4.8%	+6.2%	+3.3%	+2.8%	+3.5%	+4.5%	+3.5%	+4.5%	
Fall + Winter:							Full-time	1,625.86	Fall + Winter:			Full-time	1,545.96
							Part-time	629.98				Part-time	593.24

Victoria College	Summer 2015		Fall 2015		Winter 2016		Summer 2014		Fall 2014		Winter 2015		
	Full-time	Part-time	Full-time	Part-time	Full-time	Part-time	Full-time	Part-time	Full-time	Part-time	Full-time	Part-time	
Victoria University Students' Administrative Council	0.00	0.00	44.63	23.79	44.62	23.79	0.00	0.00	44.63	23.79	44.62	23.79	
Victoria University Student Services Fee	0.00	0.00	89.23	0.00	0.00	0.00	0.00	0.00	84.96	42.49	84.96	42.49	
Golding Student Centre	0.00	0.00	100.00	50.00	100.00	50.00	0.00	0.00	100.00	50.00	100.00	50.00	
Victoria Commuter Package	0.00	0.00	14.48	7.24	14.48	7.24	0.00	0.00	13.79	6.90	13.79	6.89	
Students' Administrative Council	42.70	0.00	191.56	0.00	191.56	0.00	41.57	0.00	182.53	0.00	182.53	0.00	
Association of Part-time Undergraduate Students	0.00	18.42	0.00	108.44	0.00	108.44	0.00	18.36	0.00	100.15	0.00	100.15	
Arts & Science Students' Union	9.50	0.00	9.50	0.00	9.50	0.00	9.50	0.00	9.50	0.00	9.50	0.00	
U of T Community Radio	3.75	0.00	3.75	0.00	3.75	0.00	3.75	0.00	3.75	0.00	3.75	0.00	
The Varsity	1.90	0.00	1.94	0.00	1.94	0.00	1.87	0.00	1.90	0.00	1.90	0.00	
KPE Co-Curricular Programs, Services and Facilities	172.25	34.45	172.25	34.45	172.25	34.45	157.07	31.41	157.07	31.41	157.07	31.41	
Hart House	82.64	16.54	82.64	16.54	82.64	16.54	80.51	16.11	80.51	16.11	80.51	16.11	
Student Life Programs & Services	145.29	29.06	145.29	29.06	145.29	29.06	142.22	28.45	142.22	28.45	142.22	28.45	
Total	458.03	98.47	855.27	269.52	766.03	269.52	436.49	94.33	820.86	299.30	820.85	299.29	
Change From Previous Year	+4.9%	+4.4%	+4.2%	-9.9%	-6.7%	-9.9%	+3.3%	+2.8%	+3.2%	+4.0%	+3.2%	+4.0%	
Fall + Winter:							Full-time	1,621.30	Fall + Winter:			Full-time	1,641.71
							Part-time	539.04				Part-time	598.59

Note: First year full-time students are charged an orientation fee (\$50.00 per session)

Compulsory Non-Academic Incidental Fees - Fees by Division

UNDERGRADUATE PROFESSIONAL DIVISIONS

Applied Science & Engineering	Summer 2015		Fall 2015		Winter 2016		Summer 2014		Fall 2014		Winter 2015	
	Full-time	Part-time	Full-time	Part-time	Full-time	Part-time	Full-time	Part-time	Full-time	Part-time	Full-time	Part-time
Engineering Society	0.00	0.00	152.03	22.96	152.03	22.96	0.00	0.00	153.42	22.62	153.42	22.62
Students' Administrative Council	0.00	0.00	191.56	0.00	191.56	0.00	0.00	0.00	182.53	0.00	182.53	0.00
Association of Part-time Undergraduate Students	0.00	0.00	0.00	108.44	0.00	108.44	0.00	0.00	0.00	100.15	0.00	100.15
U of T Community Radio	0.00	0.00	3.75	0.00	3.75	0.00	0.00	0.00	3.75	0.00	3.75	0.00
The Varsity	0.00	0.00	1.94	0.00	1.94	0.00	0.00	0.00	1.90	0.00	1.90	0.00
KPE Co-Curricular Programs, Services and Facilities	0.00	0.00	172.25	34.45	172.25	34.45	0.00	0.00	157.07	31.41	157.07	31.41
Hart House	0.00	0.00	82.64	16.54	82.64	16.54	0.00	0.00	80.51	16.11	80.51	16.11
Student Life Programs & Services	0.00	0.00	145.29	29.06	145.29	29.06	0.00	0.00	142.22	28.45	142.22	28.45
Total	0.00	0.00	749.46	211.45	749.46	211.45	0.00	0.00	721.40	198.74	721.40	198.74
Change From Previous Year			+3.9%	+6.4%	+3.9%	+6.4%			+3.3%	+5.5%	+3.3%	+5.5%
Note: Professional Experience Year students pay part-time incidental fees			Fall + Winter: Full-time 1,498.92						Fall + Winter: Full-time 1,442.80			
			Part-time 422.90						Part-time 397.48			

Dentistry D.D.S.	Summer 2015		Fall 2015		Winter 2016		Summer 2014		Fall 2014		Winter 2015	
	Full-time	Part-time	Full-time	Part-time	Full-time	Part-time	Full-time	Part-time	Full-time	Part-time	Full-time	Part-time
Dental Students' Society	0.00	0.00	15.00	0.00	15.00	0.00	0.00	0.00	15.00	0.00	15.00	0.00
Students' Administrative Council	0.00	0.00	191.56	0.00	191.56	0.00	0.00	0.00	182.53	0.00	182.53	0.00
Association of Part-time Undergraduate Students	0.00	0.00	0.00	108.44	0.00	108.44	0.00	0.00	0.00	100.15	0.00	100.15
U of T Community Radio	0.00	0.00	3.75	0.00	3.75	0.00	0.00	0.00	3.75	0.00	3.75	0.00
The Varsity	0.00	0.00	1.94	0.00	1.94	0.00	0.00	0.00	1.90	0.00	1.90	0.00
KPE Co-Curricular Programs, Services and Facilities	0.00	0.00	172.25	34.45	172.25	34.45	0.00	0.00	157.07	31.41	157.07	31.41
Hart House	0.00	0.00	82.64	16.54	82.64	16.54	0.00	0.00	80.51	16.11	80.51	16.11
Student Life Programs & Services	0.00	0.00	145.29	29.06	145.29	29.06	0.00	0.00	142.22	28.45	142.22	28.45
Total	0.00	0.00	612.43	0.00	612.43	0.00	0.00	0.00	582.98	0.00	582.98	0.00
Change From Previous Year			+5.1%		+5.1%				+4.0%		+4.0%	
			Fall + Winter: Full-time 1,224.86						Fall + Winter: Full-time 1,165.96			
			Part-time 0.00						Part-time 0.00			

Kinesiology and Physical Education	Summer 2015		Fall 2015		Winter 2016		Summer 2014		Fall 2014		Winter 2015	
	Full-time	Part-time	Full-time	Part-time	Full-time	Part-time	Full-time	Part-time	Full-time	Part-time	Full-time	Part-time
Kinesiology and Physical Education Undergraduate Association	0.00	0.00	18.50	0.00	18.50	0.00	0.00	0.00	18.50	0.00	18.50	0.00
Students' Administrative Council	0.00	0.00	191.56	0.00	191.56	0.00	0.00	0.00	182.53	0.00	182.53	0.00
Association of Part-time Undergraduate Students	0.00	0.00	0.00	108.44	0.00	108.44	0.00	0.00	0.00	100.15	0.00	100.15
U of T Community Radio	0.00	0.00	3.75	0.00	3.75	0.00	0.00	0.00	3.75	0.00	3.75	0.00
The Varsity	0.00	0.00	1.94	0.00	1.94	0.00	0.00	0.00	1.90	0.00	1.90	0.00
KPE Co-Curricular Programs, Services and Facilities	0.00	0.00	172.25	34.45	172.25	34.45	0.00	0.00	157.07	31.41	157.07	31.41
Hart House	0.00	0.00	82.64	16.54	82.64	16.54	0.00	0.00	80.51	16.11	80.51	16.11
Student Life Programs & Services	0.00	0.00	145.29	29.06	145.29	29.06	0.00	0.00	142.22	28.45	142.22	28.45
Total	0.00	0.00	615.93	188.49	615.93	188.49	0.00	0.00	586.48	176.12	586.48	176.12
Change From Previous Year			+5.0%	+7.0%	+5.0%	+7.0%			+4.1%	+6.0%	+7.5%	+6.0%
			Fall + Winter: Full-time 1,231.86						Fall + Winter: Full-time 1,172.96			
			Part-time 376.98						Part-time 352.24			

Law Undergraduate Programs	Summer 2015		Fall 2015		Winter 2016		Summer 2014		Fall 2014		Winter 2015	
	Full-time	Part-time	Full-time	Part-time	Full-time	Part-time	Full-time	Part-time	Full-time	Part-time	Full-time	Part-time
Students' Law Society (SLS)	0.00	0.00	35.00	0.00	35.00	0.00	0.00	0.00	35.00	0.00	35.00	0.00
Students' Administrative Council	0.00	0.00	191.56	0.00	191.56	0.00	0.00	0.00	182.53	0.00	182.53	0.00
U of T Community Radio	0.00	0.00	3.75	0.00	3.75	0.00	0.00	0.00	3.75	0.00	3.75	0.00
The Varsity	0.00	0.00	1.94	0.00	1.94	0.00	0.00	0.00	1.90	0.00	1.90	0.00
KPE Co-Curricular Programs, Services and Facilities	0.00	0.00	172.25	34.45	172.25	34.45	0.00	0.00	157.07	31.41	157.07	31.41
Hart House	0.00	0.00	82.64	16.54	82.64	16.54	0.00	0.00	80.51	16.11	80.51	16.11
Student Life Programs & Services	0.00	0.00	145.29	29.06	145.29	29.06	0.00	0.00	142.22	28.45	142.22	28.45
Total	0.00	0.00	632.43	0.00	632.43	0.00	0.00	0.00	602.98	0.00	602.98	0.00
Change From Previous Year			+4.9%		+4.9%				+3.8%		+3.8%	
Half-time program students are charged 50% of full-time fees			Fall + Winter: Full-time 1,264.86						Fall + Winter: Full-time 1,205.96			
Note: First year students are charged an additional SLS Orientation Fee (\$25.00 per session)			Part-time 0.00						Part-time 0.00			

Medicine M.D. - St. George	Summer 2015		Fall 2015		Winter 2016		Summer 2014		Fall 2014		Winter 2015	
	Full-time	Part-time	Full-time	Part-time	Full-time	Part-time	Full-time	Part-time	Full-time	Part-time	Full-time	Part-time
Medical Society	0.00	0.00	54.27	0.00	54.27	0.00	0.00	0.00	54.27	0.00	54.27	0.00
Students' Administrative Council	0.00	0.00	191.56	0.00	191.56	0.00	0.00	0.00	182.53	0.00	182.53	0.00
U of T Community Radio	0.00	0.00	3.75	0.00	3.75	0.00	0.00	0.00	3.75	0.00	3.75	0.00
The Varsity	0.00	0.00	1.94	0.00	1.94	0.00	0.00	0.00	1.90	0.00	1.90	0.00
KPE Co-Curricular Programs, Services and Facilities	0.00	0.00	172.25	34.45	172.25	34.45	0.00	0.00	157.07	31.41	157.07	31.41
Hart House	0.00	0.00	82.64	16.54	82.64	16.54	0.00	0.00	80.51	16.11	80.51	16.11
Student Life Programs & Services	0.00	0.00	145.29	29.06	145.29	29.06	0.00	0.00	142.22	28.45	142.22	28.45
Total	0.00	0.00	651.70	0.00	651.70	0.00	0.00	0.00	622.25	0.00	622.25	0.00
Change From Previous Year			+4.7%		+4.7%				+3.7%		+3.7%	
			Fall + Winter: Full-time 1,303.40						Fall + Winter: Full-time 1,244.50			
			Part-time 0.00						Part-time 0.00			

Compulsory Non-Academic Incidental Fees - Fees by Division

UNDERGRADUATE PROFESSIONAL DIVISIONS (continued)

Medicine M.D. - Mississauga	Summer 2015		Fall 2015		Winter 2016		Summer 2014		Fall 2014		Winter 2015	
	Full-time	Part-time	Full-time	Part-time	Full-time	Part-time	Full-time	Part-time	Full-time	Part-time	Full-time	Part-time
University of Toronto Mississauga Students' Union	0.00	0.00	184.79	0.00	184.80	0.00	0.00	0.00	172.05	0.00	172.05	0.00
Medical Society	0.00	0.00	54.27	0.00	54.27	0.00	0.00	0.00	54.27	0.00	54.27	0.00
Students' Administrative Council	0.00	0.00	179.00	0.00	179.00	0.00	0.00	0.00	171.83	0.00	171.83	0.00
U of T Community Radio	0.00	0.00	0.50	0.00	0.50	0.00	0.00	0.00	0.50	0.00	0.50	0.00
The Varsity	0.00	0.00	1.94	0.00	1.94	0.00	0.00	0.00	1.90	0.00	1.90	0.00
Physical Education & Athletics	0.00	0.00	171.76	0.00	171.76	0.00	0.00	0.00	168.39	0.00	168.39	0.00
KPE Co-Curricular Programs, Services and Facilities	0.00	0.00	19.98	0.00	19.98	0.00	0.00	0.00	18.22	0.00	18.22	0.00
Hart House	0.00	0.00	2.54	0.00	2.54	0.00	0.00	0.00	2.47	0.00	2.47	0.00
Health Service	0.00	0.00	36.23	0.00	36.23	0.00	0.00	0.00	33.67	0.00	33.67	0.00
Student Services	0.00	0.00	151.08	0.00	151.08	0.00	0.00	0.00	142.51	0.00	142.51	0.00
Summer Shuttle Services	0.00	0.00	4.41	0.00	4.41	0.00	0.00	0.00	4.66	0.00	4.66	0.00
Total	0.00	0.00	806.50	0.00	806.51	0.00	0.00	0.00	770.47	0.00	770.47	0.00
Change From Previous Year			+4.7%		+4.7%				+3.1%		+3.1%	
			Fall + Winter:		Full-time	1,613.01			Fall + Winter:		Full-time	1,540.94
					Part-time	0.00					Part-time	0.00

Medicine Radiation Sciences	Summer 2015		Fall 2015		Winter 2016		Summer 2014		Fall 2014		Winter 2015	
	Full-time	Part-time	Full-time	Part-time	Full-time	Part-time	Full-time	Part-time	Full-time	Part-time	Full-time	Part-time
Medical Radiation Sciences Society	0.00	0.00	12.50	0.00	12.50	0.00	0.00	0.00	12.50	0.00	12.50	0.00
Students' Administrative Council	0.00	0.00	191.56	0.00	191.56	0.00	0.00	0.00	182.53	0.00	182.53	0.00
U of T Community Radio	0.00	0.00	3.75	0.00	3.75	0.00	0.00	0.00	3.75	0.00	3.75	0.00
The Varsity	0.00	0.00	1.94	0.00	1.94	0.00	0.00	0.00	1.90	0.00	1.90	0.00
KPE Co-Curricular Programs, Services and Facilities	0.00	0.00	172.25	0.00	172.25	0.00	0.00	0.00	157.07	0.00	157.07	0.00
Hart House	0.00	0.00	82.64	0.00	82.64	0.00	0.00	0.00	80.51	0.00	80.51	0.00
Student Life Programs & Services	0.00	0.00	145.29	0.00	145.29	0.00	0.00	0.00	142.22	0.00	142.22	0.00
Total	0.00	0.00	609.93	0.00	609.93	0.00	0.00	0.00	580.48	0.00	580.48	0.00
Change From Previous Year			+5.1%		+5.1%				+4.0%		+4.0%	
			Fall + Winter:		Full-time	1,219.86			Fall + Winter:		Full-time	1,160.96
					Part-time	0.00					Part-time	0.00

Note: Radiation Science students are also charged Michener Institute incidental/ancillary fees.

Medicine Physician Assistant Program	Summer 2015		Fall 2015		Winter 2016		Summer 2014		Fall 2014		Winter 2015	
	Full-time	Part-time	Full-time	Part-time	Full-time	Part-time	Full-time	Part-time	Full-time	Part-time	Full-time	Part-time
Students' Administrative Council	0.00	0.00	191.56	0.00	191.56	0.00	0.00	0.00	182.53	0.00	182.53	0.00
U of T Community Radio	0.00	0.00	3.75	0.00	3.75	0.00	0.00	0.00	3.75	0.00	3.75	0.00
The Varsity	0.00	0.00	1.94	0.00	1.94	0.00	0.00	0.00	1.90	0.00	1.90	0.00
KPE Co-Curricular Programs, Services and Facilities	0.00	0.00	172.25	0.00	172.25	0.00	0.00	0.00	157.07	0.00	157.07	0.00
Hart House	0.00	0.00	82.64	0.00	82.64	0.00	0.00	0.00	80.51	0.00	80.51	0.00
Student Life Programs & Services	0.00	0.00	145.29	0.00	145.29	0.00	0.00	0.00	142.22	0.00	142.22	0.00
Total	0.00	0.00	597.43	0.00	597.43	0.00	0.00	0.00	567.98	0.00	567.98	0.00
Change From Previous Year			+5.2%		+5.2%				+4.1%		+4.1%	
			Fall + Winter:		Full-time	1,194.86			Fall + Winter:		Full-time	1,135.96
					Part-time	0.00					Part-time	0.00

Music	Summer 2015		Fall 2015		Winter 2016		Summer 2014		Fall 2014		Winter 2015	
	Full-time	Part-time	Full-time	Part-time	Full-time	Part-time	Full-time	Part-time	Full-time	Part-time	Full-time	Part-time
Music Undergraduate Association	0.00	0.00	607.50	0.00	607.50	0.00	0.00	0.00	457.50	0.00	457.50	0.00
Students' Administrative Council	0.00	0.00	191.56	0.00	191.56	0.00	0.00	0.00	182.53	0.00	182.53	0.00
Association of Part-time Undergraduate Students	0.00	0.00	0.00	108.44	0.00	108.44	0.00	0.00	0.00	100.15	0.00	100.15
U of T Community Radio	0.00	0.00	3.75	0.00	3.75	0.00	0.00	0.00	3.75	0.00	3.75	0.00
The Varsity	0.00	0.00	1.94	0.00	1.94	0.00	0.00	0.00	1.90	0.00	1.90	0.00
KPE Co-Curricular Programs, Services and Facilities	0.00	0.00	172.25	34.45	172.25	34.45	0.00	0.00	157.07	31.41	157.07	31.41
Hart House	0.00	0.00	82.64	16.54	82.64	16.54	0.00	0.00	80.51	16.11	80.51	16.11
Student Life Programs & Services	0.00	0.00	145.29	29.06	145.29	29.06	0.00	0.00	142.22	28.45	142.22	28.45
Total	0.00	0.00	1,204.93	188.49	1,204.93	188.49	0.00	0.00	1,025.48	176.12	1,025.48	176.12
Change From Previous Year			+17.5%	+7.0%	+17.5%	+7.0%			+20.2%	+6.0%	+20.2%	+6.0%
			Fall + Winter:		Full-time	2,409.86			Fall + Winter:		Full-time	2,050.96
					Part-time	376.98					Part-time	352.24

Nursing	Summer 2015		Fall 2015		Winter 2016		Summer 2014		Fall 2014		Winter 2015	
	Full-time	Part-time	Full-time	Part-time	Full-time	Part-time	Full-time	Part-time	Full-time	Part-time	Full-time	Part-time
Nursing Students' Council	0.00	0.00	30.67	9.00	30.67	9.00	0.00	0.00	30.34	9.00	30.34	9.00
Students' Administrative Council	0.00	0.00	191.56	0.00	191.56	0.00	0.00	0.00	182.53	0.00	182.53	0.00
Association of Part-time Undergraduate Students	0.00	0.00	0.00	108.44	0.00	108.44	0.00	0.00	0.00	100.15	0.00	100.15
U of T Community Radio	0.00	0.00	3.75	0.00	3.75	0.00	0.00	0.00	3.75	0.00	3.75	0.00
The Varsity	0.00	0.00	1.94	0.00	1.94	0.00	0.00	0.00	1.90	0.00	1.90	0.00
KPE Co-Curricular Programs, Services and Facilities	0.00	0.00	172.25	34.45	172.25	34.45	0.00	0.00	157.07	31.41	157.07	31.41
Hart House	0.00	0.00	82.64	16.54	82.64	16.54	0.00	0.00	80.51	16.11	80.51	16.11
Student Life Programs & Services	0.00	0.00	145.29	29.06	145.29	29.06	0.00	0.00	142.22	28.45	142.22	28.45
Total	0.00	0.00	628.10	197.49	628.10	197.49	0.00	0.00	598.32	185.12	598.32	185.12
Change From Previous Year			+5.0%	+6.7%	+5.0%	+6.7%			+5.3%	+11.5%	+5.3%	+11.5%
			Fall + Winter:		Full-time	1,256.20			Fall + Winter:		Full-time	1,196.64
					Part-time	394.98					Part-time	370.24

Compulsory Non-Academic Incidental Fees - Fees by Division

UNDERGRADUATE PROFESSIONAL DIVISIONS (continued)

OISE	Summer 2015		Fall 2015		Winter 2016		Summer 2014		Fall 2014		Winter 2015			
	Full-time	Part-time	Full-time	Part-time	Full-time	Part-time	Full-time	Part-time	Full-time	Part-time	Full-time	Part-time		
B.Ed. and Diploma in Technological Studies														
Student Teachers' Union	0.00	0.00	6.50	0.00	6.50	0.00	0.00	0.00	6.50	0.00	6.50	0.00		
Students' Administrative Council	0.00	0.00	191.56	0.00	191.56	0.00	0.00	0.00	182.53	0.00	182.53	0.00		
U of T Community Radio	0.00	0.00	3.75	0.00	3.75	0.00	0.00	0.00	3.75	0.00	3.75	0.00		
The Varsity	0.00	0.00	1.94	0.00	1.94	0.00	0.00	0.00	1.90	0.00	1.90	0.00		
KPE Co-Curricular Programs, Services and Facilities	0.00	0.00	172.25	0.00	172.25	0.00	0.00	0.00	157.07	0.00	157.07	0.00		
Hart House	0.00	0.00	82.64	0.00	82.64	0.00	0.00	0.00	80.51	0.00	80.51	0.00		
Student Life Programs & Services	0.00	0.00	145.29	0.00	145.29	0.00	0.00	0.00	142.22	0.00	142.22	0.00		
Total	0.00	0.00	603.93	0.00	603.93	0.00	0.00	0.00	574.48	0.00	574.48	0.00		
Change From Previous Year			+5.1%		+5.1%				+4.0%		+4.0%			
			Fall + Winter:				Full-time	1,207.86			Fall + Winter:		Full-time	1,148.96
							Part-time	0.00					Part-time	0.00

Pharmacy	Summer 2015		Fall 2015		Winter 2016		Summer 2014		Fall 2014		Winter 2015			
	Full-time	Part-time	Full-time	Part-time	Full-time	Part-time	Full-time	Part-time	Full-time	Part-time	Full-time	Part-time		
Undergraduate Pharmacy Society	0.00	0.00	36.00	0.00	36.00	0.00	0.00	0.00	36.00	0.00	36.00	0.00		
Students' Administrative Council	0.00	0.00	191.56	0.00	191.56	0.00	0.00	0.00	182.53	0.00	182.53	0.00		
Association of Part-time Undergraduate Students	0.00	0.00	0.00	108.44	0.00	108.44	0.00	0.00	0.00	100.15	0.00	100.15		
U of T Community Radio	0.00	0.00	3.75	0.00	3.75	0.00	0.00	0.00	3.75	0.00	3.75	0.00		
The Varsity	0.00	0.00	1.94	0.00	1.94	0.00	0.00	0.00	1.90	0.00	1.90	0.00		
KPE Co-Curricular Programs, Services and Facilities	0.00	0.00	172.25	34.45	172.25	34.45	0.00	0.00	157.07	31.41	157.07	31.41		
Hart House	0.00	0.00	82.64	16.54	82.64	16.54	0.00	0.00	80.51	16.11	80.51	16.11		
Student Life Programs & Services	0.00	0.00	145.29	29.06	145.29	29.06	0.00	0.00	142.22	28.45	142.22	28.45		
Total	0.00	0.00	633.43	188.49	633.43	188.49	0.00	0.00	603.98	176.12	603.98	176.12		
Change From Previous Year			+4.9%	+7.0%	+4.9%	+7.0%			+3.8%	+6.0%	+3.8%	+6.0%		
			Fall + Winter:				Full-time	1,266.86			Fall + Winter:		Full-time	1,207.96
							Part-time	376.98					Part-time	352.24

OTHER PROGRAMS

Toronto School of Theology	Summer 2015		Fall 2015		Winter 2016		Summer 2014		Fall 2014		Winter 2015			
	Full-time	Part-time	Full-time	Part-time	Full-time	Part-time	Full-time	Part-time	Full-time	Part-time	Full-time	Part-time		
Basic Degree Students														
Students' Administrative Council	0.00	0.00	191.56	0.00	191.56	0.00	0.00	0.00	182.53	0.00	182.53	0.00		
KPE Co-Curricular Programs, Services and Facilities	0.00	0.00	172.25	34.45	172.25	34.45	0.00	0.00	157.07	31.41	157.07	31.41		
Hart House	0.00	0.00	82.64	16.54	82.64	16.54	0.00	0.00	80.51	16.11	80.51	16.11		
Student Life Programs & Services	0.00	0.00	145.29	29.06	145.29	29.06	0.00	0.00	123.31	24.66	123.31	24.66		
Total	0.00	0.00	591.74	80.05	591.74	80.05	0.00	0.00	543.42	72.18	543.42	72.18		
Change From Previous Year			+8.9%	+10.9%	+8.9%	+10.9%			+2.5%	+0.9%	+2.5%	+0.9%		
			Fall + Winter:				Full-time	1,183.48			Fall + Winter:		Full-time	1,086.84
							Part-time	160.10					Part-time	144.36

Note: TST students are also charged college incidental fees.

Transitional Year Program	Summer 2015		Fall 2015		Winter 2016		Summer 2014		Fall 2014		Winter 2015			
	Full-time	Part-time	Full-time	Part-time	Full-time	Part-time	Full-time	Part-time	Full-time	Part-time	Full-time	Part-time		
Student Association of the Transitional Year Program	0.00	0.00	15.00	0.00	15.00	0.00	0.00	0.00	15.00	0.00	15.00	0.00		
Students' Administrative Council	0.00	0.00	191.56	0.00	191.56	0.00	0.00	0.00	182.53	0.00	182.53	0.00		
Association of Part-time Undergraduate Students	0.00	0.00	0.00	108.44	0.00	108.44	0.00	0.00	0.00	100.15	0.00	100.15		
U of T Community Radio	0.00	0.00	3.75	0.00	3.75	0.00	0.00	0.00	3.75	0.00	3.75	0.00		
The Varsity	0.00	0.00	1.94	0.00	1.94	0.00	0.00	0.00	1.90	0.00	1.90	0.00		
KPE Co-Curricular Programs, Services and Facilities	0.00	0.00	172.25	34.45	172.25	34.45	0.00	0.00	157.07	31.41	157.07	31.41		
Hart House	0.00	0.00	82.64	16.54	82.64	16.54	0.00	0.00	80.51	16.11	80.51	16.11		
Student Life Programs & Services	0.00	0.00	145.29	29.06	145.29	29.06	0.00	0.00	142.22	28.45	142.22	28.45		
Total	0.00	0.00	612.43	188.49	612.43	188.49	0.00	0.00	582.98	176.12	582.98	176.12		
Change From Previous Year			+5.1%	+7.0%	+5.1%	+7.0%			+4.0%	+6.0%	+4.0%	+6.0%		
			Fall + Winter:				Full-time	1,224.86			Fall + Winter:		Full-time	1,165.96
							Part-time	376.98					Part-time	352.24

Compulsory Non-Academic Incidental Fees - Fees by Division

OTHER PROGRAMS (Continued)

Woodsworth College Certificate, Diploma, and Other Programs	Summer 2015		Fall 2015		Winter 2016		Summer 2014		Fall 2014		Winter 2015	
	Full-time	Part-time	Full-time	Part-time	Full-time	Part-time	Full-time	Part-time	Full-time	Part-time	Full-time	Part-time
Woodsworth College Students' Association	15.00	15.00	7.50	7.50	7.50	7.50	15.00	15.00	7.50	7.50	7.50	7.50
Students' Administrative Council	42.70	0.00	191.56	0.00	191.56	0.00	41.57	0.00	182.53	0.00	182.53	0.00
Association of Part-time Undergraduate Students	0.00	18.42	0.00	108.44	0.00	108.44	0.00	18.36	0.00	100.15	0.00	100.15
Arts & Science Students' Union	9.50	0.00	9.50	0.00	9.50	0.00	9.50	0.00	9.50	0.00	9.50	0.00
U of T Community Radio	3.75	0.00	3.75	0.00	3.75	0.00	3.75	0.00	3.75	0.00	3.75	0.00
The Varsity	1.90	0.00	1.94	0.00	1.94	0.00	1.87	0.00	1.90	0.00	1.90	0.00
KPE Co-Curricular Programs, Services and Facilities	172.25	34.45	172.25	34.45	172.25	34.45	157.07	31.41	157.07	31.41	157.07	31.41
Hart House	82.64	16.54	82.64	16.54	82.64	16.54	80.51	16.11	80.51	16.11	80.51	16.11
Student Life Programs & Services	145.29	29.06	145.29	29.06	145.29	29.06	142.22	28.45	142.22	28.45	142.22	28.45
Total	473.03	113.47	614.43	195.99	614.43	195.99	451.49	109.33	584.98	183.62	584.98	183.62
Change From Previous Year	+4.8%	+3.8%	+5.0%	+6.7%	+5.0%	+6.7%	+3.2%	+2.4%	+4.0%	+5.8%	+4.0%	+5.8%
			Fall + Winter:		Full-time 1,228.86				Fall + Winter:		Full-time 1,169.96	
					Part-time 391.98						Part-time 367.24	

GRADUATE STUDIES

Graduate Studies St. George	Summer 2015		Fall 2015		Winter 2016		Summer 2014		Fall 2014		Winter 2015	
	Full-time	Part-time	Full-time	Part-time	Full-time	Part-time	Full-time	Part-time	Full-time	Part-time	Full-time	Part-time
Graduate Students' Union	0.00	43.49	268.86	118.88	268.86	118.88	0.00	43.42	250.68	106.52	250.68	106.52
KPE Co-Curricular Programs, Services and Facilities	0.00	34.45	172.25	34.45	172.25	34.45	0.00	31.41	157.07	31.41	157.07	31.41
Hart House	0.00	16.54	82.64	16.54	82.64	16.54	0.00	16.11	80.51	16.11	80.51	16.11
Student Life Programs & Services	0.00	29.06	145.29	29.06	145.29	29.06	0.00	28.45	142.22	28.45	142.22	28.45
Total	0.00	123.54	669.04	198.93	669.04	198.93	0.00	119.39	630.48	182.49	630.48	182.49
Change From Previous Year		+3.5%	+6.1%	+9.0%	+6.1%	+9.0%		+2.2%	+3.0%	+1.7%	+3.0%	+1.7%
			Fall + Winter:		Full-time 1,338.08				Fall + Winter:		Full-time 1,260.96	
					Part-time 397.86						Part-time 364.98	

Graduate Studies Mississauga	Summer 2015		Fall 2015		Winter 2016		Summer 2014		Fall 2014		Winter 2015	
	Full-time	Part-time	Full-time	Part-time	Full-time	Part-time	Full-time	Part-time	Full-time	Part-time	Full-time	Part-time
Graduate Students' Union	0.00	43.49	268.86	118.88	268.86	118.88	0.00	43.42	250.68	106.52	250.68	106.52
Physical Education & Athletics	0.00	34.35	171.76	34.35	171.76	34.35	0.00	33.68	168.39	33.68	168.39	33.68
KPE Co-Curricular Programs, Services and Facilities	0.00	4.00	19.98	4.00	19.98	4.00	0.00	3.64	18.22	3.64	18.22	3.64
Hart House	0.00	0.51	2.54	0.51	2.54	0.51	0.00	0.50	2.47	0.50	2.47	0.50
Health Service	0.00	7.25	36.23	7.25	36.23	7.25	0.00	6.73	33.67	6.73	33.67	6.73
Student Services	0.00	30.22	151.08	30.22	151.08	30.22	0.00	28.50	142.51	28.50	142.51	28.50
Summer Shuttle Services	0.00	0.00	4.41	0.00	4.41	0.00	0.00	0.89	4.68	0.89	4.68	0.89
Mississauga Transit U-Pass	0.00	92.81	92.81	92.81	92.81	92.81	0.00	85.15	85.15	85.15	85.15	85.15
Mississauga Transit Summer U-Pass	0.00	57.65	57.65	57.65	57.65	57.65	0.00	52.89	52.89	52.89	52.89	52.89
Total	0.00	270.28	805.32	345.67	805.32	345.67	0.00	255.40	758.66	318.50	758.66	318.50
Change From Previous Year		+5.8%	+6.2%	+8.5%	+6.2%	+8.5%		+5.4%	+3.5%	+4.4%	+3.5%	+4.4%
			Fall + Winter:		Full-time 1,610.64				Fall + Winter:		Full-time 1,517.32	
					Part-time 691.34						Part-time 637.00	

Graduate Studies Scarborough	Summer 2015		Fall 2015		Winter 2016		Summer 2014		Fall 2014		Winter 2015	
	Full-time	Part-time	Full-time	Part-time	Full-time	Part-time	Full-time	Part-time	Full-time	Part-time	Full-time	Part-time
Graduate Students' Union	0.00	43.49	268.86	118.88	268.86	118.88	0.00	43.42	250.68	106.52	250.68	106.52
Scarborough College Athletic Fee	0.00	26.19	130.94	26.19	130.94	26.19	0.00	24.94	124.70	24.94	124.70	24.94
KPE Co-Curricular Programs, Services and Facilities	0.00	4.00	19.98	4.00	19.98	4.00	0.00	3.64	18.22	3.64	18.22	3.64
Hart House	0.00	0.51	2.54	0.51	2.54	0.51	0.00	0.50	2.47	0.50	2.47	0.50
Health Service	0.00	12.75	63.75	12.75	63.75	12.75	0.00	12.38	61.90	12.38	61.90	12.38
Student Services	0.00	33.57	167.84	33.57	167.84	33.57	0.00	32.91	164.55	32.91	164.55	32.91
Total	0.00	120.51	653.91	195.90	653.91	195.90	0.00	117.79	622.52	180.89	622.52	180.89
Change From Previous Year		+2.3%	+5.0%	+8.3%	+5.0%	+8.3%		+3.6%	+4.3%	+2.6%	+4.3%	+2.6%
			Fall + Winter:		Full-time 1,307.82				Fall + Winter:		Full-time 1,245.04	
					Part-time 391.80						Part-time 361.78	

Compulsory Non-Academic Incidental Fees - Fees by Division

GRADUATE STUDIES (continued)

Graduate Studies: Faculty of Architecture, Landscape & Design	Summer 2015		Fall 2015		Winter 2016		Summer 2014		Fall 2014		Winter 2015	
	Full-time	Part-time	Full-time	Part-time	Full-time	Part-time	Full-time	Part-time	Full-time	Part-time	Full-time	Part-time
Graduate Architecture, Landscape & Design Student Union	0.00	0.00	40.00	25.00	40.00	25.00	0.00	0.00	40.00	25.00	40.00	25.00
Graduate Students' Union	0.00	43.49	268.86	118.88	268.86	118.88	0.00	43.42	250.68	106.52	250.68	106.52
KPE Co-Curricular Programs, Services and Facilities	0.00	34.45	172.25	34.45	172.25	34.45	0.00	31.41	157.07	31.41	157.07	31.41
Hart House	0.00	16.54	82.64	16.54	82.64	16.54	0.00	16.11	80.51	16.11	80.51	16.11
Student Life Programs & Services	0.00	29.06	145.29	29.06	145.29	29.06	0.00	28.45	142.22	28.45	142.22	28.45
Total	0.00	123.54	709.04	223.93	709.04	223.93	0.00	119.39	670.48	207.49	670.48	207.49
Change From Previous Year		+3.5%	+5.8%	+7.9%	+5.8%	+7.9%		+2.2%	+2.8%	+1.5%	+2.8%	+1.5%
			Fall + Winter:		Full-time	1,418.08			Fall + Winter:		Full-time	1,340.96
					Part-time	447.86					Part-time	414.98

Graduate Studies: Faculty of Information Masters of Information	Summer 2015		Fall 2015		Winter 2016		Summer 2014		Fall 2014		Winter 2015	
	Full-time	Part-time	Full-time	Part-time	Full-time	Part-time	Full-time	Part-time	Full-time	Part-time	Full-time	Part-time
Masters of Information Student Council	0.00	0.00	12.50	6.25	12.50	6.25	0.00	0.00	12.50	6.25	12.50	6.25
Technology Upgrade Fund	0.00	0.00	0.00	0.00	0.00	0.00	0.00	0.00	50.00	25.00	50.00	25.00
Graduate Students' Union	0.00	43.49	268.86	118.88	268.86	118.88	0.00	43.42	250.68	106.52	250.68	106.52
KPE Co-Curricular Programs, Services and Facilities	0.00	34.45	172.25	34.45	172.25	34.45	0.00	31.41	157.07	31.41	157.07	31.41
Hart House	0.00	16.54	82.64	16.54	82.64	16.54	0.00	16.11	80.51	16.11	80.51	16.11
Student Life Programs & Services	0.00	29.06	145.29	29.06	145.29	29.06	0.00	28.45	142.22	28.45	142.22	28.45
Total	0.00	123.54	681.54	205.18	681.54	205.18	0.00	119.39	680.48	207.49	680.48	207.49
Change From Previous Year		+3.5%	+0.2%	-1.1%	+0.2%	-1.1%		+2.2%	+2.8%	+1.5%	+2.8%	+1.5%
Note: PhD students are not members of the MISC and do not pay related MISC incidental fees			Fall + Winter:		Full-time	1,363.08			Fall + Winter:		Full-time	1,360.96
					Part-time	410.36					Part-time	414.98

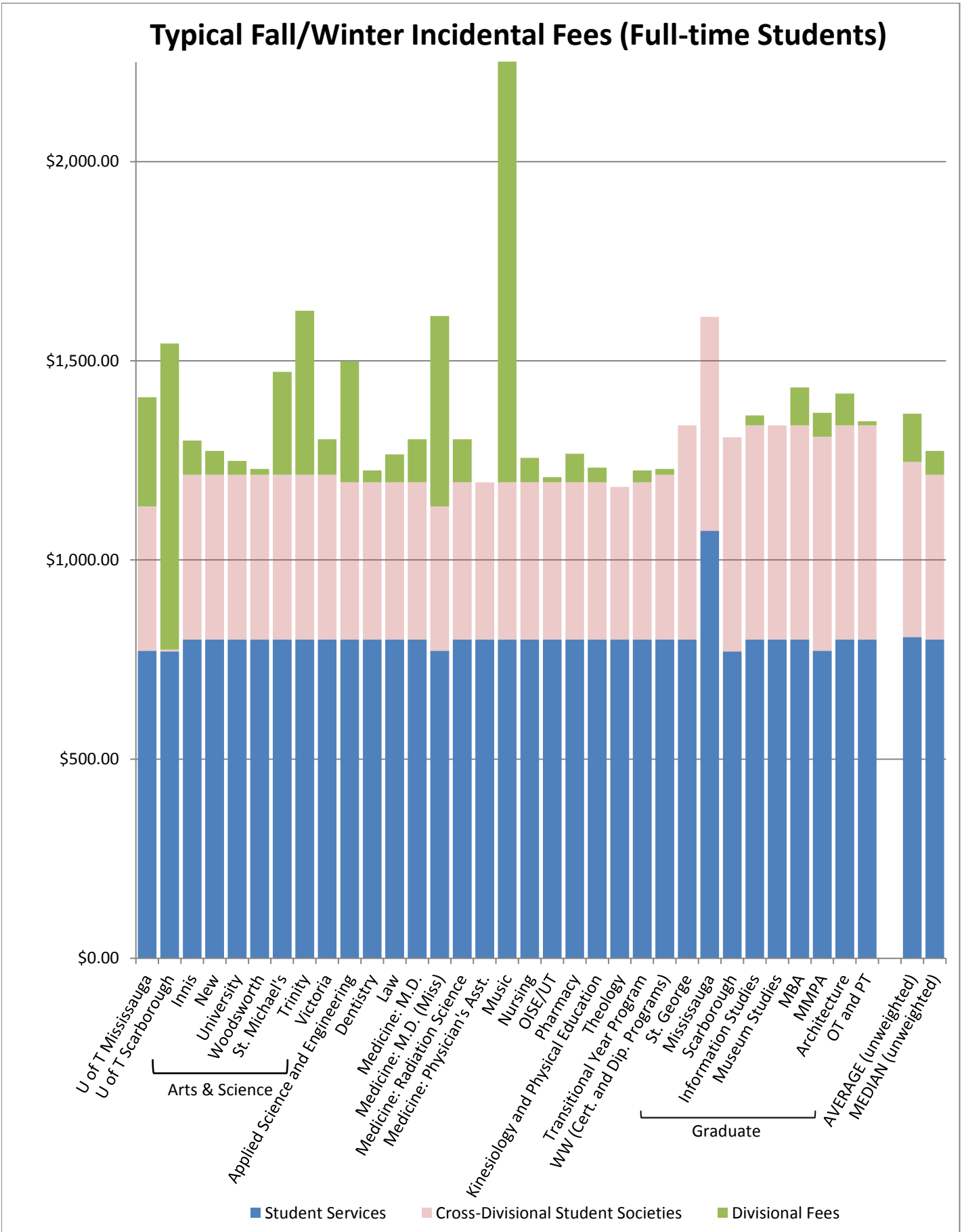
Graduate Studies: Faculty of Information Masters of Museum Studies	Summer 2015		Fall 2015		Winter 2016		Summer 2014		Fall 2014		Winter 2015	
	Full-time	Part-time	Full-time	Part-time	Full-time	Part-time	Full-time	Part-time	Full-time	Part-time	Full-time	Part-time
Technology Upgrade Fund	0.00	0.00	0.00	0.00	0.00	0.00	0.00	0.00	50.00	25.00	50.00	25.00
Graduate Students' Union	0.00	43.49	268.86	118.88	268.86	118.88	0.00	43.42	250.68	106.52	250.68	106.52
KPE Co-Curricular Programs, Services and Facilities	0.00	34.45	172.25	34.45	172.25	34.45	0.00	31.41	157.07	31.41	157.07	31.41
Hart House	0.00	16.54	82.64	16.54	82.64	16.54	0.00	16.11	80.51	16.11	80.51	16.11
Student Life Programs & Services	0.00	29.06	145.29	29.06	145.29	29.06	0.00	28.45	142.22	28.45	142.22	28.45
Total	0.00	123.54	669.04	198.93	669.04	198.93	0.00	119.39	680.48	207.49	680.48	207.49
Change From Previous Year		+3.5%	-1.7%	-4.1%	-1.7%	-4.1%		+2.2%	+2.8%	+1.5%	+2.8%	+1.5%
			Fall + Winter:		Full-time	1,338.08			Fall + Winter:		Full-time	1,360.96
					Part-time	397.86					Part-time	414.98

Graduate Studies: Masters of Management and Professional Accounting (Mississauga)	Summer 2015		Fall 2015		Winter 2016		Summer 2014		Fall 2014		Winter 2015	
	Full-time	Part-time	Full-time	Part-time	Full-time	Part-time	Full-time	Part-time	Full-time	Part-time	Full-time	Part-time
MMPA Student Council	0.00	0.00	30.00	0.00	30.00	0.00	0.00	0.00	30.00	0.00	30.00	0.00
Graduate Students' Union	0.00	0.00	268.86	118.88	268.86	118.88	0.00	0.00	250.68	106.52	250.68	106.52
Physical Education & Athletics	0.00	0.00	171.76	34.35	171.76	34.35	0.00	0.00	168.39	33.68	168.39	33.68
KPE Co-Curricular Programs, Services and Facilities	0.00	0.00	19.98	4.00	19.98	4.00	0.00	0.00	18.22	3.64	18.22	3.64
Hart House	0.00	0.00	2.54	0.51	2.54	0.51	0.00	0.00	2.47	0.50	2.47	0.50
Health Service	0.00	0.00	36.23	7.25	36.23	7.25	0.00	0.00	33.67	6.73	33.67	6.73
Student Services	0.00	0.00	151.08	30.22	151.08	30.22	0.00	0.00	142.51	28.50	142.51	28.50
Summer Shuttle Services	0.00	0.00	4.41	0.00	4.41	0.00	0.00	0.00	4.68	0.89	4.68	0.89
Total	0.00	0.00	684.86	195.21	684.86	195.21	0.00	0.00	650.62	180.46	650.62	180.46
Change From Previous Year			+5.3%	+8.2%	+5.3%	+8.2%			+2.2%	+1.2%	+2.2%	+1.2%
			Fall + Winter:		Full-time	1,369.72			Fall + Winter:		Full-time	1,301.24
					Part-time	390.42					Part-time	360.92

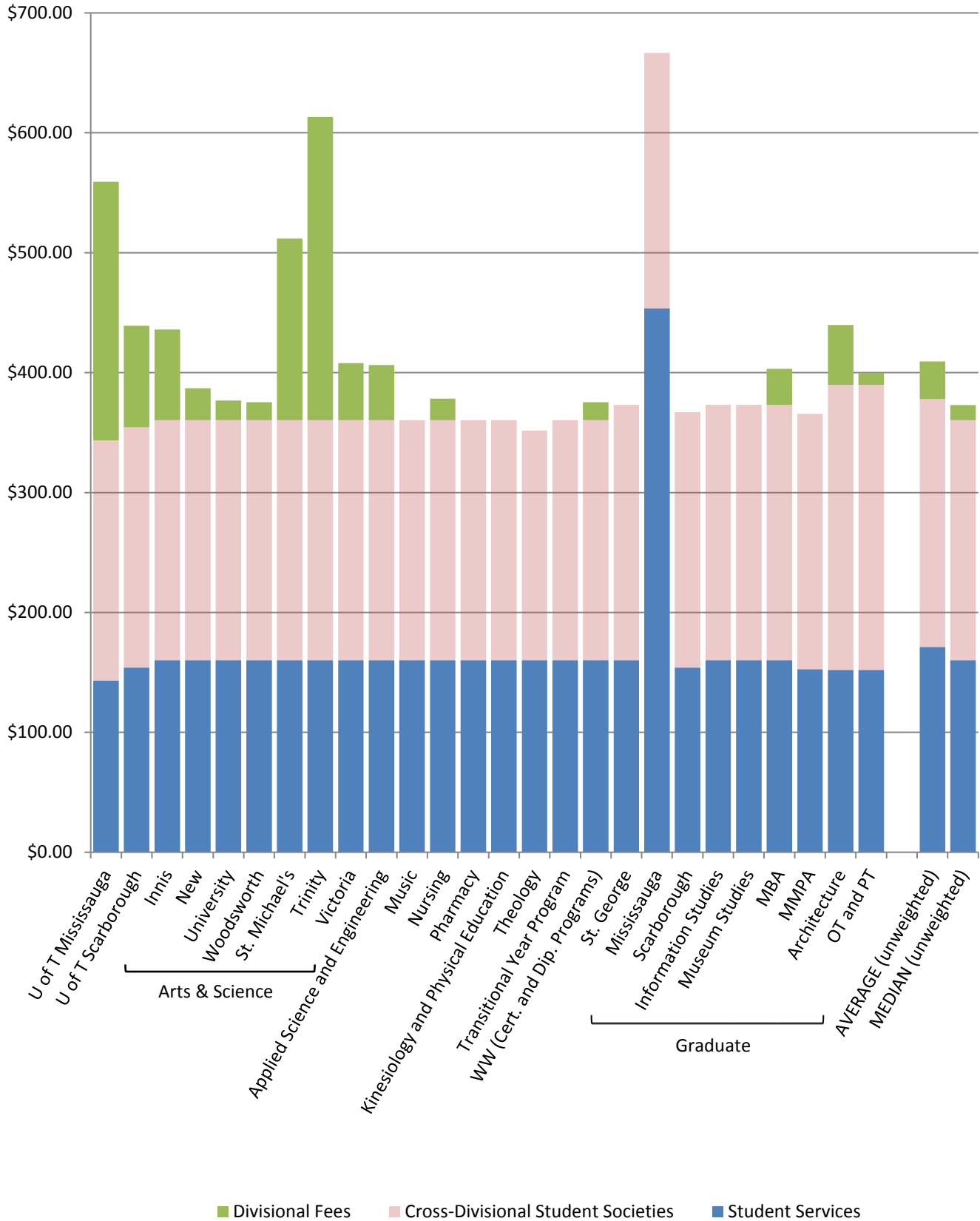
Graduate Studies Occupational Therapy and Physical Therapy	Summer 2015		Fall 2015		Winter 2016		Summer 2014		Fall 2014		Winter 2015	
	Full-time	Part-time	Full-time	Part-time	Full-time	Part-time	Full-time	Part-time	Full-time	Part-time	Full-time	Part-time
Occupational Therapy & Physical Therapy Graduate Students Council	0.00	0.00	5.00	5.00	5.00	5.00	0.00	0.00	5.00	5.00	5.00	5.00
Graduate Students' Union	0.00	43.49	268.86	118.88	268.86	118.88	0.00	43.42	250.68	106.52	250.68	106.52
KPE Co-Curricular Programs, Services and Facilities	0.00	34.45	172.25	34.45	172.25	34.45	0.00	31.41	157.07	31.41	157.07	31.41
Hart House	0.00	16.54	82.64	16.54	82.64	16.54	0.00	16.11	80.51	16.11	80.51	16.11
Student Life Programs & Services	0.00	29.06	145.29	29.06	145.29	29.06	0.00	28.45	142.22	28.45	142.22	28.45
Total	0.00	123.54	674.04	203.93	674.04	203.93	0.00	119.39	635.48	187.49	635.48	187.49
Change From Previous Year		+3.5%	+6.1%	+8.8%	+6.1%	+8.8%		+2.2%	+3.0%	+1.7%	+3.0%	+1.7%
			Fall + Winter:		Full-time	1,348.08			Fall + Winter:		Full-time	1,270.96
					Part-time	407.86					Part-time	374.98

Graduate Studies: Rotman School of Management MBA (Degree Students)	Summer 2015		Fall 2015		Winter 2016		Summer 2014		Fall 2014		Winter 2015	
	Full-time	Part-time	Full-time	Part-time	Full-time	Part-time	Full-time	Part-time	Full-time	Part-time	Full-time	Part-time
Graduate Business Council	0.00	20.00	47.50	15.00	47.50	15.00	0.00	20.00	47.50	15.00	47.50	15.00
Graduate Students' Union	0.00	43.49	268.86	118.88	268.86	118.88	0.00	43.42	250.68	106.52	250.68	106.52
KPE Co-Curricular Programs, Services and Facilities	0.00	34.45	172.25	34.45	172.25	34.45	0.00	31.41	157.07	31.41	157.07	31.41
Hart House	0.00	16.54	82.64	16.54	82.64	16.54	0.00	16.11	80.51	16.11	80.51	16.11
Student Life Programs & Services	0.00	29.06	145.29	29.06	145.29	29.06	0.00	28.45	142.22	28.45	142.22	28.45
Total	0.00	143.54	716.54	213.93	716.54	213.93	0.00	139.39	677.98	197.49	677.98	197.49
Change From Previous Year		+3.0%	+5.7%	+8.3%	+5.7%	+8.3%		+1.9%	+5.6%	+1.6%	+5.6%	+1.6%
			Fall + Winter:		Full-time	1,433.08			Fall + Winter:		Full-time	1,355.96
					Part-time	427.86					Part-time	394.98

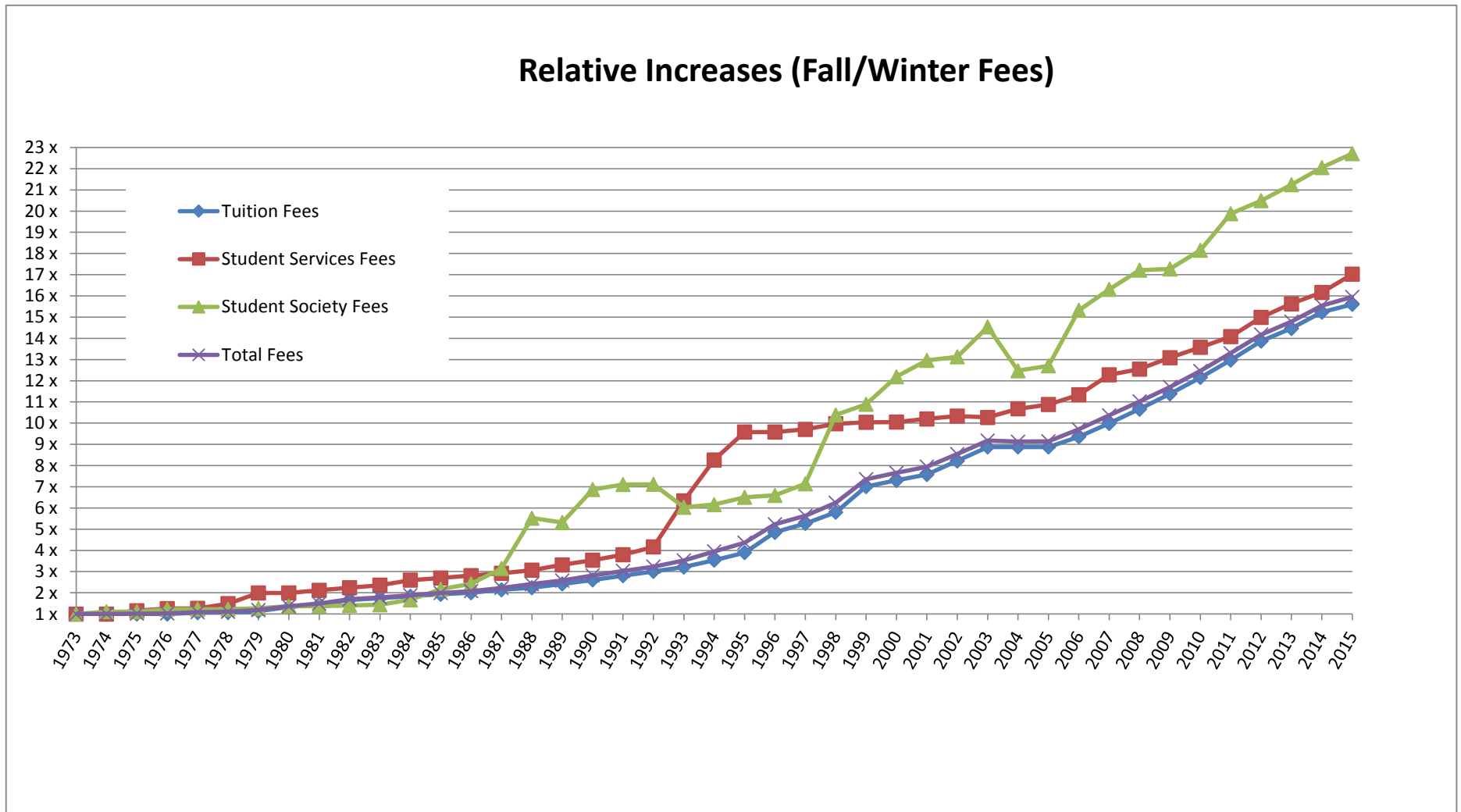
Typical Fall/Winter Incidental Fees (Full-time Students)



Typical Fall/Winter Incidental Fees (Part-time Students)



Compulsory Non-Academic Incidental Fees - Fees by Division



Note: Prior to 1996-97, tuition levels are derived from the total academic fees paid by either a full-time Applied Science and Engineering student or a full-time Arts & Science student with a course load of 5.0 FCE. Beginning in 1996-97, tuition is derived from the average paid by a full-time year 1 Applied Science and Engineering student and a full-time Arts & Science student with a course load of 5.0 FCE. Student society fees are derived from the average of the fees charged to University College and Applied Science and Engineering students.

Schedule 1: Student Society Fees

Student Societies	Summer 2015		Fall 2015		Winter 2016		Summer 2014		Fall 2014		Winter 2015	
	Full-time	Part-time	Full-time	Part-time	Full-time	Part-time	Full-time	Part-time	Full-time	Part-time	Full-time	Part-time
Architecture and Visual Studies Student Union												
Society			10.00	5.00	10.00	5.00						
TOTAL	\$0.00	\$0.00	\$10.00	\$5.00	\$10.00	\$5.00						
Change From Previous Year			(new)	(new)	(new)	(new)						
Arts & Science Students' Union												
Society	9.50		9.50		9.50		9.50		9.50		9.50	
TOTAL	\$9.50	\$0.00	\$9.50	\$0.00	\$9.50	\$0.00	\$9.50	\$0.00	\$9.50	\$0.00	\$9.50	\$0.00
Change From Previous Year	+0.0%		+0.0%		+0.0%		+0.0%		+0.0%		+0.0%	
	\$ -		\$ -		\$ -		\$ -		\$ -		\$ -	
Association of Part-time Undergraduate Students												
Society		13.65		13.65		13.65		13.65		13.65		13.65
Ontario Public Interest Research Group (refundable)		1.00		0.50		0.50		1.00		0.50		0.50
Canadian Federation of Students (CFS) & CFS-Ontario (cost of living increases permitted without referendum - approved fall 2002)		3.77		3.84		3.84		3.71		3.77		3.77
Accident & Prescription Drug Insurance Plan (including sales tax; refundable; increases up to 10% permitted without referendum - approved spring 1994)				49.31		49.31				44.83		44.83
Dental Plan (including sales tax; refundable; increases up to 10% permitted without referendum - approved spring of 2005)				41.14		41.14				37.40		37.40
TOTAL	\$0.00	\$18.42	\$0.00	\$108.44	\$0.00	\$108.44	\$0.00	\$18.36	\$0.00	\$100.15	\$0.00	\$100.15
Change From Previous Year		+0.3%		+8.3%		+8.3%		+0.3%		+8.1%		+8.1%
		\$ 0.06		\$ 8.29		\$ 8.29		\$ 0.06		\$ 7.54		\$ 7.54
CIUT-FM (University of Toronto Community Radio) - St. George												
Society	3.75		3.75		3.75		3.75		3.75		3.75	
TOTAL	\$3.75	\$0.00	\$3.75	\$0.00	\$3.75	\$0.00	\$3.75	\$0.00	\$3.75	\$0.00	\$3.75	\$0.00
Change From Previous Year	+0.0%		+0.0%		+0.0%		+0.0%		+0.0%		+0.0%	
	\$ -		\$ -		\$ -		\$ -		\$ -		\$ -	
CIUT-FM (University of Toronto Community Radio) - Mississauga												
Society	0.50		0.50		0.50		0.50		0.50		0.50	
TOTAL	\$0.50	\$0.00	\$0.50	\$0.00	\$0.50	\$0.00	\$0.50	\$0.00	\$0.50	\$0.00	\$0.50	\$0.00
Change From Previous Year	+0.0%		+0.0%		+0.0%		+0.0%		+0.0%		+0.0%	
	\$ -		\$ -		\$ -		\$ -		\$ -		\$ -	
CIUT-FM (University of Toronto Community Radio) - Scarborough												
Society	0.50		0.50		0.50		0.50		0.50		0.50	
TOTAL	\$0.50	\$0.00	\$0.50	\$0.00	\$0.50	\$0.00	\$0.50	\$0.00	\$0.50	\$0.00	\$0.50	\$0.00
Change From Previous Year	+0.0%		+0.0%		+0.0%		+0.0%		+0.0%		+0.0%	
	\$ -		\$ -		\$ -		\$ -		\$ -		\$ -	
Dental Students' Society												
Society (cost of living increases permitted without referendum - approved spring 1994)			15.00		15.00				15.00		15.00	
TOTAL	\$0.00	\$0.00	\$15.00	\$0.00	\$15.00	\$0.00	\$0.00	\$0.00	\$15.00	\$0.00	\$15.00	\$0.00
Change From Previous Year			+0.0%		+0.0%				+0.0%		+0.0%	
			\$ -		\$ -				\$ -		\$ -	
Engineering Society												
Society (cost of living increases permitted without referendum - approved spring 1991) – See Note 1			24.43	22.96	24.43	22.96			24.07	22.62	24.07	22.62
Engineering Athletic Association			4.50		4.50				4.50		4.50	
Formula SAE Racing Team (through 2016-17; referendum required for continuation)			2.75		2.75				2.75		2.75	
Blue Sky Solar Car Team (through 2016-17; referendum required for continuation)			2.75		2.75				2.75		2.75	
Special Projects Levy (through 2016-17; referendum required for continuation)			57.50		57.50				62.50		62.50	
Human Powered Vehicle Design (through 2016-17; referendum required for continuation)			1.25		1.25				1.25		1.25	
Engineers Without Borders (through 2016-17; referendum required for continuation)			1.25		1.25				1.25		1.25	
Concrete Canoe Team (through 2016-17; referendum required for continuation)			0.90		0.90				0.90		0.90	
Endowment Fund (through 2016-17; referendum required for continuation)			50.00		50.00				50.00		50.00	
Robotics Association (through 2016-17; referendum required for continuation)			1.50		1.50				1.50		1.50	
U of T Aerospace Team (established by referendum Spring 2015; through 2016-17; referendum required for continuation)			3.25		3.25							
Skule Night (through 2015-16; referendum required for continuation)			1.95		1.95				1.95		1.95	
TOTAL	\$0.00	\$0.00	\$152.03	\$22.96	\$ 152.03	\$22.96	\$0.00	\$0.00	\$153.42	\$22.62	\$ 153.42	\$22.62
Change From Previous Year			-0.9%	+1.5%	-0.9%	+1.5%			+0.4%	+1.5%	+0.4%	+1.5%
			\$ (1.39)	\$ 0.34	\$ (1.39)	\$ 0.34			\$ 0.61	\$ 0.33	\$ 0.61	\$ 0.33
Fusion Radio (Scarborough Campus Community Radio)												
Society (cost of living increases permitted without referendum – approved spring 2007)	4.85		4.85		4.85		4.85		4.85		4.85	
TOTAL	\$4.85	\$0.00	\$4.85	\$0.00	\$4.85	\$0.00	\$4.85	\$0.00	\$4.85	\$0.00	\$4.85	\$0.00
Change From Previous Year	+0.0%		+0.0%		+0.0%		+0.0%		+0.0%		+0.0%	
	\$ -		\$ -		\$ -		\$ -		\$ -		\$ -	
Graduate Business Council												
Society (cost of living increases permitted without referendum - approved spring 2006)		20.00	47.50	15.00	47.50	15.00		20.00	47.50	15.00	47.50	15.00
TOTAL	\$0.00	\$20.00	\$47.50	\$15.00	\$47.50	\$15.00	\$0.00	\$20.00	\$47.50	\$15.00	\$47.50	\$15.00
Change From Previous Year		+0.0%	+0.0%	+0.0%	+0.0%	+0.0%		+0.0%	+58.3%	+0.0%	+58.3%	+0.0%
		\$ -	\$ -	\$ -	\$ -	\$ -		\$ -	\$ 17.50	\$ -	\$ 17.50	\$ -
Graduate Architecture, Landscape & Design Student Union												
Society			40.00	25.00	40.00	25.00			40.00	25.00	40.00	25.00
TOTAL	\$0.00	\$0.00	\$40.00	\$25.00	\$40.00	\$25.00	\$0.00	\$0.00	\$40.00	\$25.00	\$40.00	\$25.00
Change From Previous Year			+0.0%	+0.0%	+0.0%	+0.0%			+0.0%	+0.0%	+0.0%	+0.0%
			\$ -	\$ -	\$ -	\$ -			\$ -	\$ -	\$ -	\$ -

Compulsory Non-Academic Incidental Fees - Fees by Division

Student Societies	Summer 2015		Fall 2015		Winter 2016		Summer 2014		Fall 2014		Winter 2015	
	Full-time	Part-time	Full-time	Part-time	Full-time	Part-time	Full-time	Part-time	Full-time	Part-time	Full-time	Part-time
Graduate Students' Union												
Society (cost of living increases permitted without referendum - approved spring 1990)		30.86	31.44	15.72	31.44	15.72		30.86	30.86	15.43	30.86	15.43
Canadian Federation of Students (CFS) & CFS-Ontario (cost of living increases permitted without referendum - approved spring 1998)		7.88	8.03	4.01	8.03	4.01		7.81	7.88	3.94	7.88	3.94
Ontario Public Interest Research Group (refundable; cost of living increases permitted without referendum - approved spring 1982)		2.50	2.55	1.27	2.55	1.27		2.50	2.50	1.25	2.50	1.25
Downtown Legal Services (refundable)		1.50	1.50	0.75	1.50	0.75		1.50	1.50	0.75	1.50	0.75
Women's Centre (refundable)		0.50	0.50	0.25	0.50	0.25		0.50	0.50	0.25	0.50	0.25
Bikechain (refundable; cost of living increases permitted without referendum - approved spring 2013)		0.25	0.51	0.25	0.51	0.25		0.25	0.50	0.25	0.50	0.25
U of T Environmental Resource Network (refundable)			0.25	0.13	0.25	0.13			0.25	0.13	0.25	0.13
Toronto Sustainable Food Co-operative (refundable)			0.50	0.25	0.50	0.25			0.50	0.25	0.50	0.25
Supplementary Health Coverage (including administration fee and sales tax; refundable; increases up to health industry index permitted without referendum - current provisions approved spring 1999)			126.08		126.08				121.92		121.92	
Dental Plan (including administration fee and sales tax; refundable; increases up to dental industry index permitted without referendum - current provisions approved spring 2006)			95.00	95.00	95.00	95.00			84.27	84.27	84.27	84.27
Sexual Education Centre (established by referendum in 2015; cost of living increases permitted without referendum - approved spring 2015)			0.50	0.25	0.50	0.25						
Students for Barrier-Free Access (established by referendum in 2015)			2.00	1.00	2.00	1.00						
TOTAL	\$0.00	\$43.49	\$268.86	\$118.88	\$268.86	\$118.88	\$0.00	\$43.42	\$250.68	\$106.52	\$250.68	\$106.52
Change From Previous Year		+0.2%	+7.3%	+11.6%	+7.3%	+11.6%		+0.3%	+2.4%	+0.6%	+2.4%	+0.6%
		\$ 0.07	\$ 18.18	\$ 12.36	\$ 18.18	\$ 12.36		\$ 0.11	\$ 5.90	\$ 0.62	\$ 5.90	\$ 0.62
Innis College Student Society												
Society (cost of living increases permitted without referendum - approved spring 2000)			27.03	27.03	27.03	27.03			27.03	27.03	27.03	27.03
Refugee Student Fund			3.50	3.50	3.50	3.50			3.50	3.50	3.50	3.50
Town Hall (through 2016-17)			5.00	5.00	5.00	5.00			5.00	5.00	5.00	5.00
TOTAL	\$0.00	\$0.00	\$35.53	\$35.53	\$35.53	\$35.53	\$0.00	\$0.00	\$35.53	\$35.53	\$35.53	\$35.53
Change From Previous Year			+0.0%	+0.0%	+0.0%	+0.0%			+0.0%	+0.0%	+0.0%	+0.0%
			\$ -	\$ -	\$ -	\$ -			\$ -	\$ -	\$ -	\$ -
Innis College Student Society (First Year Students)												
Society (cost of living increases permitted without referendum - approved spring 2000)			27.03	27.03	27.03	27.03			27.03	27.03	27.03	27.03
Refugee Student Fund			3.50	3.50	3.50	3.50			3.50	3.50	3.50	3.50
Orientation (cost of living increases permitted without referendum - approved spring 2011)			51.00	51.00	51.00	51.00			51.00	51.00	51.00	51.00
			5.00	5.00	5.00	5.00			5.00	5.00	5.00	5.00
TOTAL	\$0.00	\$0.00	\$86.53	\$86.53	\$86.53	\$86.53	\$0.00	\$0.00	\$86.53	\$86.53	\$86.53	\$86.53
Change From Previous Year			+0.0%	+0.0%	+0.0%	+0.0%			+0.0%	+0.0%	+0.0%	+0.0%
			\$ -	\$ -	\$ -	\$ -			\$ -	\$ -	\$ -	\$ -
Kinesiology and Physical Education Undergraduate Association												
Society			18.50		18.50				18.50		18.50	
TOTAL	\$0.00	\$0.00	\$18.50	\$0.00	\$18.50	\$0.00	\$0.00	\$0.00	\$18.50	\$0.00	\$18.50	\$0.00
Change From Previous Year			+0.0%		+0.0%				+5.7%		+5.7%	
			\$ -		\$ -				\$ 1.00		\$ 1.00	
Master of Information Student Council												
Society			12.50	6.25	12.50	6.25			12.50	6.25	12.50	6.25
Technology Upgrade Fund (through 2014-15; referendum required for continuation)			0.00	0.00	0.00	0.00			50.00	25.00	50.00	25.00
TOTAL	\$0.00	\$0.00	\$12.50	\$6.25	\$12.50	\$6.25	\$0.00	\$0.00	\$62.50	\$31.25	\$62.50	\$31.25
Change From Previous Year			-80.0%	-80.0%	-80.0%	-80.0%			+0.0%	+0.0%	+0.0%	+0.0%
			\$ (50.00)	\$ (25.00)	\$ (50.00)	\$ (25.00)			\$ -	\$ -	\$ -	\$ -
Master of Management & Professional Accounting Student Council												
Society			30.00		30.00				30.00		30.00	
TOTAL	\$0.00	\$0.00	\$30.00	\$0.00	\$30.00	\$0.00	\$0.00	\$0.00	\$30.00	\$0.00	\$30.00	\$0.00
Change From Previous Year			+0.0%		+0.0%				+0.0%		+0.0%	
			\$ -		\$ -				\$ -		\$ -	
Master of Museum Studies Association												
Technology Upgrade Fund (through 2014-15; referendum required for continuation)			0.00	0.00	0.00	0.00			50.00	25.00	50.00	25.00
TOTAL	\$0.00	\$0.00	\$0.00	\$0.00	\$0.00	\$0.00	\$0.00	\$0.00	\$50.00	\$25.00	\$50.00	\$25.00
Change From Previous Year			-100.0%	-100.0%	-100.0%	-100.0%			+0.0%	+0.0%	+0.0%	+0.0%
			\$ (50.00)	\$ (25.00)	\$ (50.00)	\$ (25.00)			\$ -	\$ -	\$ -	\$ -
Medical Radiation Sciences Society												
Society			12.50		12.50				12.50		12.50	
TOTAL	\$0.00	\$0.00	\$12.50	\$0.00	\$12.50	\$0.00	\$0.00	\$0.00	\$12.50	\$0.00	\$12.50	\$0.00
Change From Previous Year			+0.0%		+0.0%				+0.0%		+0.0%	
			\$ -		\$ -				\$ -		\$ -	
Medical Society												
Society			44.27		44.27				44.27		44.27	
Canadian Federation of Medical Students			10.00		10.00				10.00		10.00	
TOTAL	\$0.00	\$0.00	\$54.27	\$0.00	\$54.27	\$0.00	\$0.00	\$0.00	\$54.27	\$0.00	\$54.27	\$0.00
Change From Previous Year			+0.0%		+0.0%				+0.0%		+0.0%	
			\$ -		\$ -				\$ -		\$ -	
Music Undergraduate Society												
Society			7.50		7.50				7.50		7.50	
Special Levy (to be increased to \$450 per session in 2014-15 and to \$600 in 2015-16)			600.00		600.00				450.00		450.00	
TOTAL	\$0.00	\$0.00	\$607.50	\$0.00	\$607.50	\$0.00	\$0.00	\$0.00	\$457.50	\$0.00	\$457.50	\$0.00
Change From Previous Year			+32.8%		+32.8%				+48.8%		+48.8%	
			\$ 150.00		\$ 150.00				\$ 150.00		\$ 150.00	

Compulsory Non-Academic Incidental Fees - Fees by Division

Student Societies	Summer 2015		Fall 2015		Winter 2016		Summer 2014		Fall 2014		Winter 2015	
	Full-time	Part-time	Full-time	Part-time	Full-time	Part-time	Full-time	Part-time	Full-time	Part-time	Full-time	Part-time
New College Student Council												
Society			16.00	6.00	16.00	6.00			16.00	6.00	16.00	6.00
Admission Scholarships			1.00	1.00	1.00	1.00			1.00	1.00	1.00	1.00
Capital Levy (established 2013. Continues through 2017-18; referendum required for continuation)			3.50	1.50	3.50	1.50			3.50	1.50	3.50	1.50
Computer Levy (established 2013. Continues through 2017-18; referendum required for continuation)			9.50	4.75	9.50	4.75			9.50	4.75	9.50	4.75
TOTAL	\$0.00	\$0.00	\$30.00	\$13.25	\$30.00	\$13.25	\$0.00	\$0.00	\$30.00	\$13.25	\$30.00	\$13.25
Change From Previous Year			\$ +0.0%	\$ +0.0%	\$ +0.0%	\$ +0.0%			\$ +0.0%	\$ +0.0%	\$ +0.0%	\$ +0.0%
Nursing Undergraduate Society												
Society (cost of living increases permitted without referendum through 2019-20 with no single increase exceeding \$2.00 - approved spring 2015)			17.67		17.67				17.34		17.34	
Canadian Nursing Students Association (increasing to \$5.00 per session full-time beginning fall 2012)			5.00	1.00	5.00	1.00			5.00	1.00	5.00	1.00
Registered Nurses Association of Ontario (established by referendum in 2014)			8.00	8.00	8.00	8.00			8.00	8.00	8.00	8.00
TOTAL	\$0.00	\$0.00	\$30.67	\$9.00	\$30.67	\$9.00	\$0.00	\$0.00	\$30.34	\$9.00	\$30.34	\$9.00
Change From Previous Year			\$ +1.1%	\$ +0.0%	\$ +1.1%	\$ +0.0%			\$ +35.8%	(new)	\$ +35.8%	(new)
			\$ 0.33	\$ -	\$ 0.33	\$ -			\$ 8.00		\$ 8.00	
Occupational Therapy & Physical Therapy Graduate Students Council												
Society			5.00	5.00	5.00	5.00			5.00	5.00	5.00	5.00
TOTAL	\$0.00	\$0.00	\$5.00	\$5.00	\$5.00	\$5.00	\$0.00	\$0.00	\$5.00	\$5.00	\$5.00	\$5.00
Change From Previous Year			\$ +0.0%	\$ +0.0%	\$ +0.0%	\$ +0.0%			\$ +0.0%	\$ +0.0%	\$ +0.0%	\$ +0.0%
Scarborough Campus Students' Union												
Society (cost of living increases permitted without referendum - approved fall 2002)	24.96	1.55	25.43	1.58	25.43	1.58	24.59	1.35	24.96	1.55	24.96	1.55
Refugee Student Program (through 2014-15; SCSU Board approval of continuation)	0.75	0.25	0.75	0.25	0.75	0.25	0.75	0.25	0.75	0.25	0.75	0.25
Student Centre (cost of living increases permitted without referendum - approved spring 2001)	37.19	11.14	37.90	11.35	37.90	11.35	36.64	10.98	37.19	11.14	37.19	11.14
Women's Centre (refundable)	1.50		1.50		1.50		1.50		1.50		1.50	
Downtown Legal Services (refundable)	0.50		0.50		0.50		0.50		0.50		0.50	
Orientation (refundable)	0.50		0.50		0.50		0.50		0.50		0.50	
Blue Sky Solar Car Team (refundable)	0.13		0.13		0.13		0.13		0.13		0.13	
Day Care Subsidy (refundable)	0.50		0.50		0.50		0.50		0.50		0.50	
Wheelchair Accessibility Projects	1.00		1.00		1.00		1.00		1.00		1.00	
Refugee Student Fund	0.30		0.30		0.30		0.30		0.30		0.30	
Health Initiatives in Developing Countries (refundable)	0.25		0.25		0.25		0.25		0.25		0.25	
Foster Children Program	0.05		0.05		0.05		0.05		0.05		0.05	
U of T Environmental Resource Network (refundable)	0.25		0.25		0.25		0.25		0.25		0.25	
Canadian Federation of Students (CFS) & CFS-Ontario (cost of living increases permitted without referendum - approved fall 2002)	7.45		7.59		7.59		7.34		7.45		7.45	
Frontier College Students for Literacy - UTSC (refundable; fall and winter only)	0.00	0.00	0.50	0.10	0.50	0.10	0.00	0.00	0.50	0.10	0.50	0.10
UTSC Sports & Recreation Complex Levy (increases up to 4% permitted without referendum - approved spring of 2010; increased to \$140.00 full-time/\$28.00 part-time in summer 2014 through summer 2039)	145.60	29.12	145.60	29.12	145.60	29.12	140.00	28.00	140.00	28.00	140.00	28.00
Accident & Prescription Drug Insurance Plan (including administration fee and sales tax; refundable; increases up to 10% permitted without referendum - current provisions approved spring of 1998)			68.53		68.53				62.30		62.30	
Dental Plan (including administration fee and sales tax; refundable; increases up to 10% permitted without referendum - approved spring of 1998)			81.10		81.10				73.73		73.73	
TOTAL	\$220.93	\$42.06	\$372.38	\$42.40	\$372.38	\$42.40	\$214.30	\$40.58	\$351.86	\$41.04	\$351.86	\$41.04
Change From Previous Year	\$ +3.1%	\$ +3.6%	\$ +5.8%	\$ +3.3%	\$ +5.8%	\$ +3.3%	\$ +83.1%	\$ +93.5%	\$ +44.5%	\$ +90.8%	\$ +44.5%	\$ +90.8%
	\$ 6.63	\$ 1.48	\$ 20.52	\$ 1.36	\$ 20.52	\$ 1.36	\$ 97.29	\$ 19.61	\$ 108.40	\$ 19.53	\$ 108.40	\$ 19.53
Scarborough College Athletic Association												
Society			3.50		3.50				3.50		3.50	
TOTAL	\$0.00	\$0.00	\$3.50	\$0.00	\$3.50	\$0.00	\$0.00	\$0.00	\$3.50	\$0.00	\$3.50	\$0.00
Change From Previous Year			\$ +0.0%		\$ +0.0%				\$ +0.0%		\$ +0.0%	
			\$ -		\$ -				\$ -		\$ -	
Student Teachers' Union												
Society			6.50		6.50				6.50		6.50	
Teacher Employment Preparation Centre			0.00		0.00				0.00		0.00	
TOTAL	\$0.00	\$0.00	\$6.50	\$0.00	\$6.50	\$0.00	\$0.00	\$0.00	\$6.50	\$0.00	\$6.50	\$0.00
Change From Previous Year			\$ +0.0%		\$ +0.0%				\$ +0.0%		\$ +0.0%	
			\$ -		\$ -				\$ -		\$ -	
Students' Law Society (All Except First Year J.D. Students)												
Society			20.00		20.00				20.00		20.00	
Public Interest Advocacy Summer Employment Program (refundable)			15.00		15.00				15.00		15.00	
TOTAL	\$0.00	\$0.00	\$35.00	\$0.00	\$35.00	\$0.00	\$0.00	\$0.00	\$35.00	\$0.00	\$35.00	\$0.00
Change From Previous Year			\$ +0.0%		\$ +0.0%				\$ +0.0%		\$ +0.0%	
			\$ -		\$ -				\$ -		\$ -	
Students' Law Society (First Year J.D. Students)												
Society			20.00		20.00				20.00		20.00	
Public Interest Advocacy Summer Employment Program (refundable)			15.00		15.00				15.00		15.00	
Orientation			25.00		25.00				25.00		25.00	
TOTAL	\$0.00	\$0.00	\$60.00	\$0.00	\$60.00	\$0.00	\$0.00	\$0.00	\$60.00	\$0.00	\$60.00	\$0.00
Change From Previous Year			\$ +0.0%		\$ +0.0%				\$ +0.0%		\$ +0.0%	
			\$ -		\$ -				\$ -		\$ -	
Student Association of the Transitional Year Program												
Society			15.00		15.00				15.00		15.00	
TOTAL	\$0.00	\$0.00	\$15.00	\$0.00	\$15.00	\$0.00	\$0.00	\$0.00	\$15.00	\$0.00	\$15.00	\$0.00
Change From Previous Year			\$ +0.0%		\$ +0.0%				\$ +0.0%		\$ +0.0%	
			\$ -		\$ -				\$ -		\$ -	
The Medium												
Society			3.63	1.21	3.63	1.21			3.63	1.21	3.63	1.21
TOTAL	\$0.00	\$0.00	\$3.63	\$1.21	\$3.63	\$1.21	\$0.00	\$0.00	\$3.63	\$1.21	\$3.63	\$1.21
Change From Previous Year			\$ +0.0%	\$ +0.0%	\$ +0.0%	\$ +0.0%			\$ +0.0%	\$ +0.0%	\$ +0.0%	\$ +0.0%
			\$ -	\$ -	\$ -	\$ -			\$ -	\$ -	\$ -	\$ -

Compulsory Non-Academic Incidental Fees - Fees by Division

Student Societies	Summer 2015		Fall 2015		Winter 2016		Summer 2014		Fall 2014		Winter 2015	
	Full-time	Part-time	Full-time	Part-time	Full-time	Part-time	Full-time	Part-time	Full-time	Part-time	Full-time	Part-time
The Underground (Scarborough College Students' Press)												
Society			3.50		3.50				3.50		3.50	
TOTAL	\$0.00	\$0.00	\$3.50	\$0.00	\$3.50	\$0.00	\$0.00	\$0.00	\$3.50	\$0.00	\$3.50	\$0.00
Change From Previous Year			+0.0%		+0.0%				+0.0%		+0.0%	
	\$ -	\$ -	\$ -	\$ -	\$ -	\$ -	\$ -	\$ -	\$ -	\$ -	\$ -	\$ -
U of T at Mississauga Athletics Council												
Society	2.77	2.77	4.30	1.39	4.30	1.39	2.77	2.77	4.30	1.39	4.30	1.39
TOTAL	\$2.77	\$2.77	\$4.30	\$1.39	\$4.30	\$1.39	\$2.77	\$2.77	\$4.30	\$1.39	\$4.30	\$1.39
Change From Previous Year	+0.0%	+0.0%	+0.0%	+0.0%	+0.0%	+0.0%	+0.0%	+0.0%	+0.0%	+0.0%	+0.0%	+0.0%
	\$ -	\$ -	\$ -	\$ -	\$ -	\$ -	\$ -	\$ -	\$ -	\$ -	\$ -	\$ -
U of T Mississauga Students' Union (Erindale College Student Union)												
Society (cost of living increases permitted without referendum - approved spring 2006)	13.85	1.02	14.11	1.04	14.11	1.04	13.65	1.00	13.85	1.02	13.85	1.02
Student Centre Levy	12.50	3.75	12.50	3.75	12.50	3.75	12.50	3.75	12.50	3.75	12.50	3.75
On Campus First Aid Emergency Response (cost of living increases permitted without referendum - approved spring 2011)	0.52	0.52	0.53	0.53	0.53	0.53	0.51	0.51	0.52	0.52	0.52	0.52
Blind Duck Pub (refundable)	3.25	3.25	3.25	3.25	3.25	3.25	3.25	3.25	3.25	3.25	3.25	3.25
Club Funding and Resources	1.26	1.26	1.26	1.26	1.26	1.26	1.26	1.26	1.26	1.26	1.26	1.26
Mississauga Transit Upass (different amount for summer compared to fall and winter; increases up to 9% permitted without referendum - current provisions approved fall of 2010)	122.10	122.10	92.82	92.82	92.81	92.81	112.02	112.02	85.15	85.15	85.15	85.15
Academic Societies (cost of living increases permitted without referendum - approved spring 2007)	1.00	1.00	1.02	1.02	1.02	1.02	0.98	0.98	1.00	1.00	1.00	1.00
Food Bank (cost of living increases permitted without referendum - approved spring 2009)			0.56	0.56	0.56	0.56			0.55	0.55	0.55	0.55
Student Refugee Program (cost of living increases permitted without referendum - approved spring 2009)			1.10	1.10	1.10	1.10			1.08	1.08	1.08	1.08
TOTAL	\$154.48	\$132.90	\$127.15	\$105.33	\$127.14	\$105.32	\$144.17	\$122.77	\$119.16	\$97.58	\$119.16	\$97.58
Change From Previous Year	+7.2%	+8.3%	+6.7%	+7.9%	+6.7%	+7.9%	+6.9%	(new)	+6.5%	+7.8%	+6.5%	+7.8%
	\$ 10.31	\$ 10.13	\$ 7.99	\$ 7.75	\$ 7.98	\$ 7.74	\$ 9.36	\$ -	\$ 7.27	\$ 7.09	\$ 7.27	\$ 7.09
Note: Mississauga Academy of Medicine Students also pay \$57.64 in the Fall session and \$57.65 in the Winter session for summer UPass.												
Undergraduate Pharmacy Society												
Society (cost of living increases permitted without referendum - approved spring 1991)			20.00		20.00				20.00		20.00	
Canadian Association of Pharmacy Students and Interns			7.50		7.50				7.50		7.50	
Graduation Events			8.50		8.50				8.50		8.50	
TOTAL	\$0.00	\$0.00	\$36.00	\$0.00	\$36.00	\$0.00	\$0.00	\$0.00	\$36.00	\$0.00	\$36.00	\$0.00
Change From Previous Year			+0.0%		+0.0%				+0.0%		+0.0%	
	\$ -	\$ -	\$ -	\$ -	\$ -	\$ -	\$ -	\$ -	\$ -	\$ -	\$ -	\$ -
University College Literary & Athletic Society												
Society (cost of living increases permitted without referendum - approved spring 2006)			10.85	3.64	10.85	3.64			10.85	3.64	10.85	3.64
Refugee Sponsorship Program			1.88	1.88	1.88	1.88			1.88	1.88	1.88	1.88
Special Fund (Capital Fund)			0.50	0.50	0.50	0.50			0.50	0.50	0.50	0.50
The Gargoyle			1.50	1.50	1.50	1.50			1.50	1.50	1.50	1.50
U.C. Review			0.88		0.88				0.88		0.88	
Association of College Program Unions - University College (refundable)			0.66		0.66				0.66		0.66	
Contact U.C.			0.50		0.50				0.50		0.50	
Charity Fund			0.13		0.13				0.13		0.13	
UC Follies Theatre Troupe (est. by referenda 2013)			0.50	0.50	0.50	0.50			0.50	0.50	0.50	0.50
U.C. WUSC Committee			0.13	0.13	0.13	0.13			0.13	0.13	0.13	0.13
TOTAL	\$0.00	\$0.00	\$17.53	\$8.15	\$17.53	\$8.15	\$0.00	\$0.00	\$17.53	\$8.15	\$17.53	\$8.15
Change From Previous Year			+0.0%	+0.0%	+0.0%	+0.0%			+0.0%	+0.0%	+0.0%	+0.0%
	\$ -	\$ -	\$ -	\$ -	\$ -	\$ -	\$ -	\$ -	\$ -	\$ -	\$ -	\$ -
University of Toronto Students' Union (Students' Administrative Council) - St. George Campus												
Society (cost of living increases permitted without referendum - approved spring 1991)	17.74		18.08		18.08		17.48		17.74		17.74	
Women's Centre (refundable)	1.50		1.50		1.50		1.50		1.50		1.50	
Sexual Education & Peer Counselling Centre (refundable)	0.25		0.25		0.25		0.25		0.25		0.25	
Downtown Legal Services (refundable)	1.50		3.06		3.06		1.50		1.50		1.50	
Ontario Public Interest Research Group (refundable)	0.50		0.50		0.50		0.50		0.50		0.50	
Orientation (refundable)	0.50		0.50		0.50		0.50		0.50		0.50	
Blue Sky Solar Racing Car Team (refundable)	0.13		0.13		0.13		0.13		0.13		0.13	
Day Care Subsidy (refundable)	0.50		0.50		0.50		0.50		0.50		0.50	
Wheelchair Accessibility Projects	1.00		1.00		1.00		1.00		1.00		1.00	
Student Refugee Program (cost of living increases permitted without referendum - approved spring 2007)	0.68		0.69		0.69		0.67		0.68		0.68	
Health Initiatives in Developing Countries (refundable)	0.25		0.25		0.25		0.25		0.25		0.25	
Foster Children Program	0.05		0.05		0.05		0.05		0.05		0.05	
U of T Environmental Resource Network (refundable)	0.50		0.50		0.50		0.50		0.50		0.50	
Bike Chain (formerly BikeShare) (refundable)	0.50		0.50		0.50		0.50		0.50		0.50	
Students for Barrier Free Access (refundable)	1.00		1.00		1.00		1.00		1.00		1.00	
Cinema Studies Students' Union (refundable)	0.25		0.25		0.25		0.25		0.25		0.25	
Canadian Federation of Students (CFS) & CFS-Ontario (cost of living increases permitted without referendum - approved fall 2002)	7.50		7.64		7.64		7.39		7.50		7.50	
Radical Roots (refundable)	0.15		0.15		0.15		0.15		0.15		0.15	
Student Commons (increasing to \$20.75 beginning in the session in which the Student Commons opens and continuing for a maximum of 25 years; increases up to 10% permitted without referendum - approved fall 2007)	8.20		9.02		9.02		7.45		8.20		8.20	
Accident & Prescription Drug Insurance Plan (including administration fee and sales tax; refundable; increases up to 10% permitted without referendum - current provisions approved spring of 1998)			76.80		76.80				73.56		73.55	
Dental Plan (including administration fee and sales tax; refundable; increases up to 10% permitted without referendum - approved spring of 1998)			69.19		69.19				66.27		66.28	
TOTAL	\$42.70	\$0.00	\$191.56	\$0.00	\$191.56	\$0.00	\$41.57	\$0.00	\$182.53	\$0.00	\$182.53	\$0.00
Change From Previous Year	+2.7%		+4.9%		+4.9%		+2.9%		+5.7%		+5.7%	
	\$ 1.13	\$ -	\$ 9.03	\$ -	\$ 9.03	\$ -	\$ 1.19	\$ -	\$ 9.79	\$ -	\$ 9.79	\$ -

Compulsory Non-Academic Incidental Fees - Fees by Division

Student Societies	Summer 2015		Fall 2015		Winter 2016		Summer 2014		Fall 2014		Winter 2015	
	Full-time	Part-time	Full-time	Part-time	Full-time	Part-time	Full-time	Part-time	Full-time	Part-time	Full-time	Part-time
University of Toronto Students' Union (Students' Administrative Council) - Mississauga												
Society (cost of living increases permitted without referendum - approved spring 1991)	17.74		18.08		18.08		17.48		17.74		17.74	
Women's Centre (refundable)	0.50		0.50		0.50		0.50		0.50		0.50	
UTM Sexual Education Centre (refundable)	1.00		1.00		1.00		1.00		1.00		1.00	
UTM Women's Centre (refundable)	1.00		1.00		1.00		1.00		1.00		1.00	
Downtown Legal Services (refundable)	0.50		1.02		1.02		0.50		0.50		0.50	
Orientation (refundable)	0.50		0.50		0.50		0.50		0.50		0.50	
Blue Sky Solar Racing Car Team (refundable)	0.13		0.13		0.13		0.13		0.13		0.13	
Day Care Subsidy (refundable)	0.50		0.50		0.50		0.50		0.50		0.50	
Wheelchair Accessibility Projects	1.00		1.00		1.00		1.00		1.00		1.00	
Student Refugee Program (cost of living increases permitted without referendum - approved spring 2007)	0.68		0.69		0.69		0.67		0.68		0.68	
Health Initiatives in Developing Countries (refundable)	0.25		0.25		0.25		0.25		0.25		0.25	
Foster Children Program	0.05		0.05		0.05		0.05		0.05		0.05	
U of T Environmental Resource Network (refundable)	0.50		0.50		0.50		0.50		0.50		0.50	
Canadian Federation of Students (CFS) & CFS-Ontario (cost of living increases permitted without referendum - approved fall 2002)	7.50		7.64		7.64		7.39		7.50		7.50	
Radical Roots (refundable)	0.15		0.15		0.15		0.15		0.15		0.15	
Accident & Prescription Drug Insurance Plan (including administration fee and sales tax; refundable; increases up to 10% permitted without referendum - current provisions approved spring of 1998)			76.80		76.80				73.56		73.55	
Dental Plan (including administration fee and sales tax; refundable; increases up to 10% permitted without referendum - approved spring of 1998)			69.19		69.19				66.27		66.28	
TOTAL	\$32.00	\$0.00	\$179.00	\$0.00	\$179.00	\$0.00	\$31.62	\$0.00	\$171.83	\$0.00	\$171.83	\$0.00
Change From Previous Year	+1.2%		+4.2%		+4.2%		+0.8%		+5.6%		+5.6%	
	\$ 0.38		\$ 7.17		\$ 7.17		\$ 0.26		\$ 9.04		\$ 9.04	
Varsity Publications Inc.												
Society (cost of living increases permitted without referendum - approved spring 2007)	1.90		1.94		1.94		1.87		1.90		1.90	
TOTAL	\$1.90	\$0.00	\$1.94	\$0.00	\$1.94	\$0.00	\$1.87	\$0.00	\$1.90	\$0.00	\$1.90	\$0.00
Change From Previous Year	+1.6%		+2.1%		+2.1%		+37.5%		+1.6%		+1.6%	
	\$ 0.03		\$ 0.04		\$ 0.04		\$ 0.51		\$ 0.03		\$ 0.03	
VIBE - Radio Erindale												
Society	2.00		2.00		2.00		2.00		2.00		2.00	
TOTAL	\$2.00	\$0.00	\$2.00	\$0.00	\$2.00	\$0.00	\$2.00	\$0.00	\$2.00	\$0.00	\$2.00	\$0.00
Change From Previous Year	+0.0%		+0.0%		+0.0%		+0.0%		+0.0%		+0.0%	
	\$ -		\$ -		\$ -		\$ -		\$ -		\$ -	
Woodsworth College Students' Association												
Society	15.00	15.00	7.50	7.50	7.50	7.50	15.00	15.00	7.50	7.50	7.50	7.50
TOTAL	\$15.00	\$15.00	\$7.50	\$7.50	\$7.50	\$7.50	\$15.00	\$15.00	\$7.50	\$7.50	\$7.50	\$7.50
Change From Previous Year	+0.0%	+0.0%	+0.0%	+0.0%	+0.0%	+0.0%	+0.0%	+0.0%	+0.0%	+0.0%	+0.0%	+0.0%
	\$ -	\$ -	\$ -	\$ -	\$ -	\$ -	\$ -	\$ -	\$ -	\$ -	\$ -	\$ -

Notes:

1) Applied Science & Engineering (APSC) students engaged in the Professional Experience Year (PEY) program are charged a part-time student fee.

Compulsory Non-Academic Incidental Fees - Fees by Division

Student Societies	Summer 2015		Fall 2015		Winter 2016		Summer 2014		Fall 2014		Winter 2015	
	Full-time	Part-time	Full-time	Part-time	Full-time	Part-time	Full-time	Part-time	Full-time	Part-time	Full-time	Part-time
Residence Councils	Summer 2015		Fall 2015		Winter 2016		Summer 2014		Fall 2014		Winter 2015	
89 Chestnut Residence Council												
Society (cost of living increases permitted without referendum - approved spring 2004)			9.61		9.61				9.61		9.61	
TOTAL	\$0.00		\$9.61		\$9.61		\$0.00		\$9.61		\$9.61	
Change From Previous Year			+0.0%		+0.0%				+1.5%		+1.5%	
			+0.00		+0.00				+0.14		+0.14	
Innis Residence Council												
Society			30.57		30.57				30.00		30.00	
TOTAL	\$0.00		\$30.57		\$30.57		\$0.00		\$30.00		\$30.00	
Change From Previous Year			+1.9%		+1.9%				+0.0%		+0.0%	
			+0.57		+0.57				+0.00		+0.00	
Graduate House Council												
Society (annual fee is pro-rated by term of residency)	11.68		11.68		11.68		11.68		11.68		11.68	
TOTAL	\$11.68		\$11.68		\$11.68		\$11.68		\$11.68		\$11.68	
Change From Previous Year	+0.0%		+0.0%		+0.0%		+0.0%		+0.0%		+0.0%	
	+0.00		+0.00		+0.00		+0.00		+0.00		+0.00	
New College Residence Council												
Society			10.00		10.00				10.00		10.00	
TOTAL	\$0.00		\$10.00		\$10.00		\$0.00		\$10.00		\$10.00	
Change From Previous Year			+0.0%		+0.0%				+0.0%		+0.0%	
			+0.00		+0.00				+0.00		+0.00	
U of T at Mississauga Residence Council												
Society			11.00		11.00				11.00		11.00	
TOTAL	\$0.00		\$11.00		\$11.00		\$0.00		\$11.00		\$11.00	
Change From Previous Year			+0.0%		+0.0%				+10.0%		+10.0%	
			+0.00		+0.00				+1.00		+1.00	
U of T at Scarborough Student Residence Council												
Society			15.00		15.00				15.00		15.00	
TOTAL	\$0.00		\$15.00		\$15.00		\$0.00		\$15.00		\$15.00	
Change From Previous Year			+0.0%		+0.0%				+0.0%		+0.0%	
			+0.00		+0.00				+0.00		+0.00	
University College Residence Council												
Society			7.50		7.50				7.50		7.50	
TOTAL	\$0.00		\$7.50		\$7.50		\$0.00		\$7.50		\$7.50	
Change From Previous Year			+0.0%		+0.0%				+0.0%		+0.0%	
			+0.00		+0.00				+0.00		+0.00	
Woodsworth College Residence Council												
Society			10.00		10.00				10.00		10.00	
TOTAL	\$0.00		\$10.00		\$10.00		\$0.00		\$10.00		\$10.00	
Change From Previous Year			+0.0%		+0.0%				+0.0%		+0.0%	
			+0.00		+0.00				+0.00		+0.00	

Compulsory Non-Academic Incidental Fees - Fees by Division

Schedule 2: Campus Services Fees

Campus Services Fees	Summer 2015		Fall 2015		Winter 2016		Summer 2014		Fall 2014		Winter 2015	
	Full-time	Part-time	Full-time	Part-time	Full-time	Part-time	Full-time	Part-time	Full-time	Part-time	Full-time	Part-time
St. George Campus - Undergraduate and Graduate Students												
KPE Co-Curricular Programs, Services and Facilities	172.25	34.45	172.25	34.45	172.25	34.45	157.07	31.41	157.07	31.41	157.07	31.41
Hart House	82.64	16.54	82.64	16.54	82.64	16.54	80.51	16.11	80.51	16.11	80.51	16.11
Student Life Programs and Services	145.29	29.06	145.29	29.06	145.29	29.06	142.22	28.45	142.22	28.45	142.22	28.45
TOTAL	\$400.18	\$80.05	\$400.18	\$80.05	\$400.18	\$80.05	\$379.80	\$75.97	\$379.80	\$75.97	\$379.80	\$75.97
Change From Previous Year	+5.4%	+5.4%	+5.4%	+5.4%	+5.4%	+5.4%	+12.44	+3.4%	+12.44	+3.4%	+12.44	+3.4%
	+20.38	+4.08	+20.38	+4.08	+20.38	+4.08		+2.48		+2.48		+2.48
University of Toronto Mississauga - Undergraduate Students												
Physical Education, Athletics & Recreation (UTM)	171.76	34.35	171.76	34.35	171.76	34.35	168.39	33.68	168.39	33.68	168.39	33.68
KPE Co-Curricular Programs, Services and Facilities	19.98	4.00	19.98	4.00	19.98	4.00	18.22	3.64	18.22	3.64	18.22	3.64
Hart House	2.54	0.51	2.54	0.51	2.54	0.51	2.47	0.50	2.47	0.50	2.47	0.50
Health and Counselling Centre Fee	36.23	7.25	36.23	7.25	36.23	7.25	33.67	6.73	33.67	6.73	33.67	6.73
Student Services Fee	151.08	30.22	151.08	30.22	151.08	30.22	142.51	28.50	142.51	28.50	142.51	28.50
Summer Shuttle Services	0.00	0.00	4.41	0.00	4.41	0.00	0.00	0.00	4.68	0.89	4.68	0.89
TOTAL	\$381.59	\$76.33	\$386.00	\$76.33	\$386.00	\$76.33	\$365.26	\$73.05	\$369.94	\$73.94	\$369.94	\$73.94
Change From Previous Year	+4.5%	+4.5%	+4.3%	+3.2%	+4.3%	+3.2%	+2.5%	+2.3%	+2.5%	+2.2%	+2.5%	+2.2%
	+16.33	+3.28	+16.06	+2.39	+16.06	+2.39	+9.07	+1.61	+9.09	+1.61	+9.09	+1.61
University of Toronto Mississauga - Graduate Students												
Physical Education, Athletics & Recreation (UTM)	171.76	34.35	171.76	34.35	171.76	34.35	168.39	33.68	168.39	33.68	168.39	33.68
KPE Co-Curricular Programs, Services and Facilities	19.98	4.00	19.98	4.00	19.98	4.00	18.22	3.64	18.22	3.64	18.22	3.64
Hart House	2.54	0.51	2.54	0.51	2.54	0.51	2.47	0.50	2.47	0.50	2.47	0.50
Health and Counselling Centre Fee	36.23	7.25	36.23	7.25	36.23	7.25	33.67	6.73	33.67	6.73	33.67	6.73
Student Services Fee	151.08	30.22	151.08	30.22	151.08	30.22	142.51	28.50	142.51	28.50	142.51	28.50
Summer Shuttle Services	0.00	0.00	4.41	0.00	4.41	0.00	0.00	0.00	4.68	0.89	4.68	0.89
Mississauga Transit U-Pass (See Note 1)	0.00	0.00	92.81	92.81	92.81	92.81	0.00	0.00	85.15	85.15	85.15	85.15
Mississauga Transit Summer U-Pass (See Note 1)	0.00	0.00	57.65	57.65	57.65	57.65	0.00	0.00	52.89	52.89	52.89	52.89
TOTAL	\$381.59	\$76.33	\$536.46	\$226.79	\$536.46	\$226.79	\$365.26	\$73.05	\$507.98	\$211.98	\$507.98	\$211.98
Change From Previous Year	+4.5%	+4.5%	+5.6%	+7.0%	+5.6%	+7.0%	+2.4%	+2.1%	+4.1%	+6.5%	+4.1%	+6.5%
	+16.33	+3.28	+28.48	+14.81	+28.48	+14.81	+8.39	+1.48	+19.80	+12.87	+19.80	+12.87
University of Toronto Scarborough - Undergraduate Students												
Physical Education & Athletics (UTSC)	130.94	26.19	130.94	26.19	130.94	26.19	124.70	24.94	124.70	24.94	124.70	24.94
KPE Co-Curricular Programs, Services and Facilities	19.98	4.00	19.98	4.00	19.98	4.00	18.22	3.64	18.22	3.64	18.22	3.64
Hart House	2.54	0.51	2.54	0.51	2.54	0.51	2.47	0.50	2.47	0.50	2.47	0.50
Health & Wellness Fee	63.75	12.75	63.75	12.75	63.75	12.75	61.90	12.38	61.90	12.38	61.90	12.38
Student Services Fee	167.84	33.57	167.84	33.57	167.84	33.57	164.55	32.91	164.55	32.91	164.55	32.91
TOTAL	\$385.05	\$77.02	\$385.05	\$77.02	\$385.05	\$77.02	\$371.84	\$74.37	\$371.84	\$74.37	\$371.84	\$74.37
Change From Previous Year	+3.6%	+3.6%	+3.6%	+3.6%	+3.6%	+3.6%	+5.6%	+5.6%	+5.6%	+5.6%	+5.6%	+5.6%
	+13.21	+2.65	+13.21	+2.65	+13.21	+2.65	+19.82	+3.97	+19.82	+3.97	+19.82	+3.97
University of Toronto Scarborough - Graduate Students												
Physical Education & Athletics (UTSC)	130.94	26.19	130.94	26.19	130.94	26.19	124.70	24.94	124.70	24.94	124.70	24.94
KPE Co-Curricular Programs, Services and Facilities	19.98	4.00	19.98	4.00	19.98	4.00	18.22	3.64	18.22	3.64	18.22	3.64
Hart House	2.54	0.51	2.54	0.51	2.54	0.51	2.47	0.50	2.47	0.50	2.47	0.50
Health & Wellness Fee	63.75	12.75	63.75	12.75	63.75	12.75	61.90	12.38	61.90	12.38	61.90	12.38
Student Services Fee	167.84	33.57	167.84	33.57	167.84	33.57	164.55	32.91	164.55	32.91	164.55	32.91
TOTAL	\$385.05	\$77.02	\$385.05	\$77.02	\$385.05	\$77.02	\$371.84	\$74.37	\$371.84	\$74.37	\$371.84	\$74.37
Change From Previous Year	+3.6%	+3.6%	+3.6%	+3.6%	+3.6%	+3.6%	+5.6%	+5.6%	+5.6%	+5.6%	+5.6%	+5.6%
	+13.21	+2.65	+13.21	+2.65	+13.21	+2.65	+19.82	+3.97	+19.82	+3.97	+19.82	+3.97
Divisional Services Fees												
Innis College												
Innis College Student Services Fee	\$7.50	\$2.25	\$7.50	\$2.25	\$7.50	\$2.25	\$7.50	\$2.25	\$7.50	\$2.25	\$7.50	\$2.25
Change From Previous Year	+0.0%	+0.0%	+0.0%	+0.0%	+0.0%	+0.0%	+0.0%	+0.0%	+0.0%	+0.0%	+0.0%	+0.0%
	+0.00	+0.00	+0.00	+0.00	+0.00	+0.00	+0.00	+0.00	+0.00	+0.00	+0.00	+0.00

Notes
 1 The Mississauga Transit U-Pass fee is not charged to MMPA students.

Compulsory Non-Academic Incidental Fees - Fees by Division

Schedule 3: Federated Colleges Student Society Fees

Student Societies	Summer 2015		Fall 2015		Winter 2016		Summer 2014		Fall 2014		Winter 2015	
	Full-time	Part-time	Full-time	Part-time	Full-time	Part-time	Full-time	Part-time	Full-time	Part-time	Full-time	Part-time
St. Michael's College Student Union												
Society	-	-	14.00	10.50	14.00	10.50	-	-	14.00	10.50	14.00	10.50
TOTAL	\$0.00	\$0.00	\$14.00	\$10.50	\$14.00	\$10.50	\$0.00	\$0.00	\$14.00	\$10.50	\$14.00	\$10.50
Change From Previous Year			+0.0%	+0.0%	+0.0%	+0.0%			+0.0%	+0.0%	+0.0%	+0.0%
			\$ -	\$ -	\$ -	\$ -			\$ -	\$ -	\$ -	\$ -
The Mike												
Society	-	-	2.60	1.50	2.60	1.50	-	-	2.60	1.50	2.60	1.50
TOTAL	\$0.00	\$0.00	\$2.60	\$1.50	\$2.60	\$1.50	\$0.00	\$0.00	\$2.60	\$1.50	\$2.60	\$1.50
Change From Previous Year			+0.0%	+0.0%	+0.0%	+0.0%			+0.0%	+0.0%	+0.0%	+0.0%
			\$ -	\$ -	\$ -	\$ -			\$ -	\$ -	\$ -	\$ -
Trinity College Meeting												
Trinity College Meeting	-	-	10.00	10.00	10.00	10.00	-	-	6.00	6.00	6.00	6.00
Accessibility Levy	-	-	6.00				-	-				
Athletic Associations	-	-	3.25	3.25	3.25	3.25	-	-	3.25	3.25	3.25	3.25
Literary Institute	-	-	3.50	3.50	3.50	3.50	-	-	3.50	3.50	3.50	3.50
Dramatic Society	-	-	3.50	3.50	3.50	3.50	-	-	3.50	3.50	3.50	3.50
Non-Resident Affairs Committee	-	-	4.00	4.00	4.00	4.00	-	-	3.50	3.50	3.50	3.50
Yearbook	-	-	3.75	3.75	3.75	3.75	-	-	3.75	3.75	3.75	3.75
Salterrae	-	-	3.00	3.00	3.00	3.00	-	-	3.00	3.00	3.00	3.00
Trinity Review	-	-	2.25	2.25	2.25	2.25	-	-	2.25	2.25	2.25	2.25
Sponsored Refugee Scholarship	-	-	5.50	5.50	5.50	5.50	-	-	5.50	5.50	5.50	5.50
Volunteer Society	-	-	0.75	0.75	0.75	0.75	-	-	0.75	0.75	0.75	0.75
Heads Tuition Levy	-	-	2.45	2.45	2.45	2.45	-	-	2.45	2.45	2.45	2.45
TCM Travel Funding	-	-	1.35	1.35	1.35	1.35	-	-	1.35	1.35	1.35	1.35
Trinity Environment Club	-	-	0.50	0.50	0.50	0.50	-	-	0.50	0.50	0.50	0.50
Rainbow Trin	-	-	0.50	0.50	0.50	0.50	-	-	0.50	0.50	0.50	0.50
Backfield Maintenance	-	-	0.70	0.70	0.70	0.70	-	-	0.70	0.70	0.70	0.70
Capital Fund	-	-	5.00	5.00	5.00	5.00	-	-	5.00	5.00	5.00	5.00
TOTAL	\$0.00	\$0.00	\$56.00	\$50.00	\$50.00	\$50.00	\$0.00	\$0.00	\$45.50	\$45.50	\$45.50	\$45.50
Change From Previous Year			+23.1%	+9.9%	+9.9%	+9.9%			+2.8%	+2.8%	+2.8%	+2.8%
			\$ 10.50	\$ 4.50	\$ 4.50	\$ 4.50			\$ 1.22	\$ 1.22	\$ 1.22	\$ 1.22
Victoria University Students' Administrative Council												
VUSAC and Club Funding	-	-	26.12	14.10	26.13	14.10	-	-	26.12	14.10	26.13	14.10
Victoria College Athletics Society	-	-	3.00	1.66	3.00	1.67	-	-	3.00	1.66	3.00	1.67
The Strand	-	-	2.75	0.60	2.75	0.60	-	-	2.75	0.60	2.75	0.60
The Cat's Eye Pub	-	-	2.00	1.00	2.00	1.00	-	-	2.00	1.00	2.00	1.00
Yearbook	-	-	0.87	0.50	0.88	0.50	-	-	0.87	0.50	0.88	0.50
Refugee Sponsorship Program	-	-	1.75	1.75	1.75	1.75	-	-	1.75	1.75	1.75	1.75
Acta Victoriana Literary Journal	-	-	1.38	0.75	1.37	0.75	-	-	1.38	0.75	1.37	0.75
Victoria College Drama Society	-	-	1.50	0.75	1.50	0.75	-	-	1.50	0.75	1.50	0.75
Caffends	-	-	0.13	0.13	0.12	0.12	-	-	0.13	0.13	0.12	0.12
Vic Pride	-	-	0.13	0.05	0.12	0.05	-	-	0.13	0.05	0.12	0.05
VUSAC Special Projects Levy	-	-	5.00	2.50	5.00	2.50	-	-	5.00	2.50	5.00	2.50
TOTAL	\$0.00	\$0.00	\$44.63	\$23.79	\$44.62	\$23.79	\$0.00	\$0.00	\$44.63	\$23.79	\$44.62	\$23.79
Change From Previous Year			+0.0%	+0.0%	+0.0%	+0.0%			+0.0%	+0.0%	+0.0%	+0.0%
			\$ -	\$ -	\$ -	\$ -			\$ -	\$ -	\$ -	\$ -

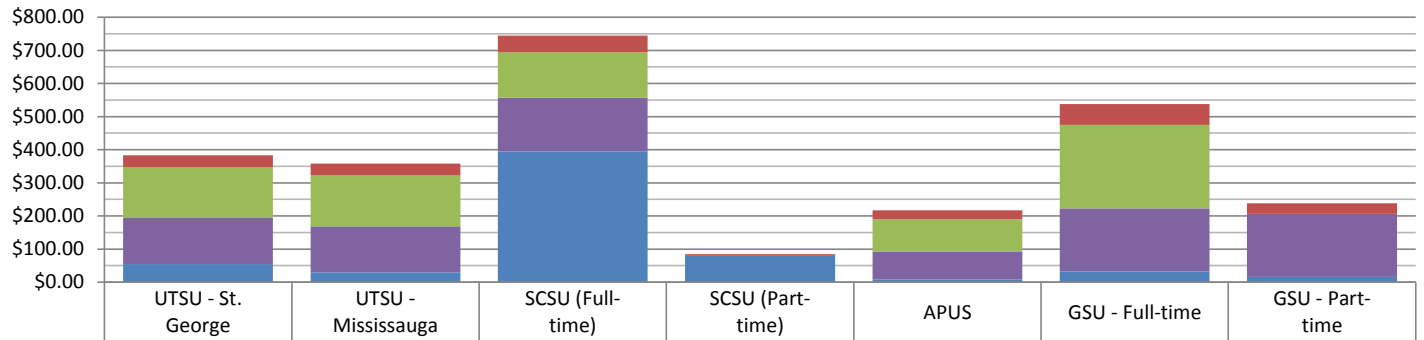
Compulsory Non-Academic Incidental Fees - Fees by Division

Schedule 4: Federated Colleges Services Fees

Campus Services Fees	Summer 2015		Fall 2015		Winter 2016		Summer 2014		Fall 2014		Winter 2015	
	Full-time	Part-time	Full-time	Part-time	Full-time	Part-time	Full-time	Part-time	Full-time	Part-time	Full-time	Part-time
St. Michael's College												
College Fee	-	-	97.50	48.75	97.50	48.75	-	-	97.50	48.75	97.50	48.75
Campaign Fund	-	-	15.00	15.00	15.00	15.00	-	-	15.00	15.00	15.00	15.00
TOTAL	\$0.00	\$0.00	\$112.50	\$63.75	\$112.50	\$63.75	\$0.00	\$0.00	\$112.50	\$63.75	\$112.50	\$63.75
Change From Previous Year			+0.0%	+0.0%	+0.0%	+0.0%			+0.0%	+0.0%	+0.0%	+0.0%
			\$ -	\$ -	\$ -	\$ -			\$ -	\$ -	\$ -	\$ -
Trinity College												
Trinity College Fee	-	-	153.00	76.50	153.00	76.50	-	-	150.00	75.00	150.00	75.00
TOTAL	\$0.00		\$153.00	\$76.50	\$153.00	\$76.50	\$0.00		\$150.00	\$75.00	\$150.00	\$75.00
Change From Previous Year			+2.0%	+2.0%	+2.0%	+2.0%			+2.0%	+2.0%	+2.0%	+2.0%
			\$ 3.00	\$ 1.50	\$ 3.00	\$ 1.50			\$ 3.00	\$ 1.50	\$ 3.00	\$ 1.50
Victoria College												
Student Services Fee	-	-	89.23				-	-	84.96	42.49	84.96	42.49
Student Centre	-	-	100.00	50.00	100.00	50.00	-	-	100.00	50.00	100.00	50.00
Victoria Commuter Package	-	-	14.48	7.24	14.48	7.24	-	-	13.79	6.90	13.79	6.89
TOTAL	\$0.00	\$0.00	\$203.71	\$57.24	\$114.48	\$57.24	\$0.00	\$0.00	\$198.75	\$99.39	\$198.75	\$99.38
Change From Previous Year			+2.5%	-42.4%	-42.4%	-42.4%			+1.5%	+1.5%	+1.5%	+1.5%
			\$ 4.96	\$(42.15)	\$(84.27)	\$(42.14)			\$ 2.86	\$ 1.44	\$ 2.86	\$ 1.43
Victoria College (First Year Students)												
Orientation Fee			62.98	31.49	62.98	31.49			59.98	29.99	59.98	29.99
Student Services Fee	-	-	89.23	0.00	0.00	0.00	-	-	84.96	42.49	84.96	42.49
Student Centre	-	-	100.00	50.00	100.00	50.00	-	-	100.00	50.00	100.00	50.00
Victoria Commuter Package	-	-	14.48	7.24	14.48	7.24	-	-	13.79	6.90	13.79	6.89
TOTAL	\$0.00	\$0.00	\$252.21	\$81.49	\$162.98	\$81.49	\$0.00	\$0.00	\$244.94	\$122.48	\$244.94	\$122.48
Change From Previous Year			+3.0%	-33.5%	-33.5%	-33.5%			+1.7%	+1.8%	+1.7%	+1.8%
			\$ 7.27	\$(40.99)	\$(81.96)	\$(40.99)			\$ 4.20	\$ 2.11	\$ 4.20	\$ 2.11

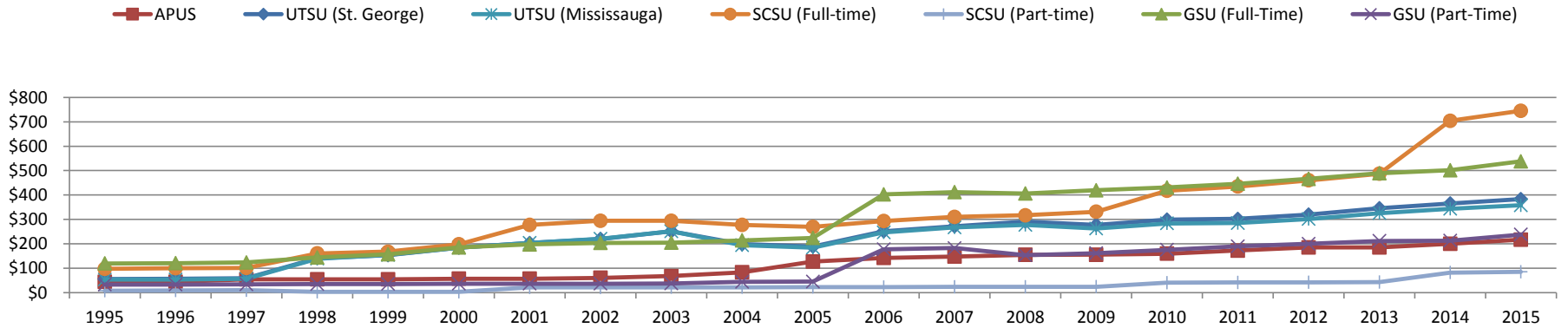
Compulsory Non-Academic Incidental Fees - Fees by Division

Student Society (UTSU, APUS, GSU and SCSU) Fees (Fall + Winter)



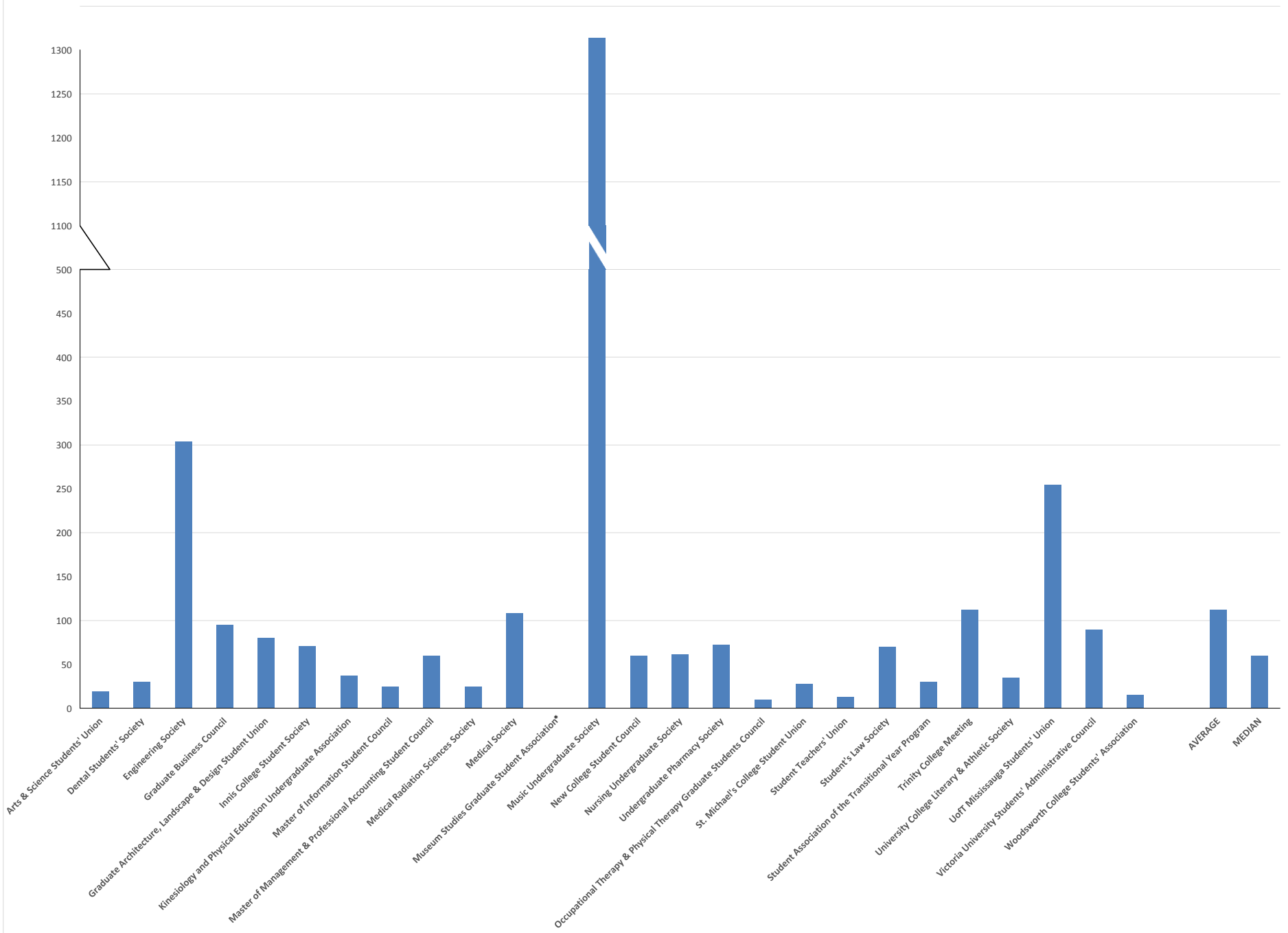
	UTSU - St. George	UTSU - Mississauga	SCSU (Full-time)	SCSU (Part-time)	APUS	GSU - Full-time	GSU - Part-time
■ Society Portion	\$36.16	\$36.16	\$50.86	\$3.16	\$27.30	\$62.88	\$31.44
■ Health Plan	\$153.60	\$153.60	\$137.06	\$0.00	\$98.62	\$252.16	\$0.00
■ Dental Plan	\$138.38	\$138.38	\$162.20	\$0.00	\$82.28	\$190.00	\$190.00
■ Other Portions (levies, groups, etc.)	\$54.98	\$29.86	\$394.64	\$81.64	\$8.68	\$32.68	\$16.32

Changes in APUS, UTSU, GSU and SCSU Fees



Note: The SCSU (full-time) amounts include SAC (Scarborough) fee prior to Fall 2004.

Full-time Divisional Student Society Fees (Fall + Winter)



* The Museum Studies Graduate Student Association fee for 2015-16 was \$0.