

FOR INFORMATION

PUBLIC

OPEN SESSION

TO: University Affairs Board

SPONSOR: Jill Matus, Vice-Provost, Students & First Entry Divisions

CONTACT INFO: Phone (416) 978-3870 / Email yp.students@utoronto.ca

PRESENTER: same as above

CONTACT INFO:

DATE: January 27, 2015 for February 3, 2015

AGENDA ITEM: 3

ITEM IDENTIFICATION:

Compulsory Non-Academic Incidental Fees – Report and Analysis: 2014-15

JURISDICTIONAL INFORMATION:

Section 5.1 of the Terms of Reference provides that compulsory non-academic incidental fees are within the responsibility of the UTSC Campus Affairs Committee. Sections 5.4.1 and 5.4.2 state that fees for UTSC student services, representative student committees and campus organizations, and divisional student societies “are approved by the UTSC Council on the recommendation of the UTSC Campus Affairs Committee.”

Compulsory non-academic incidental fees for UTM are considered and approved by the UTM Campus Affairs Committee and the UTM Campus Council. Fees for the St. George campus and for multi-campus services and student societies are approved by the University Affairs Board.

GOVERNANCE PATH:

1. **University Affairs Board [For Information] (February 3, 2015)**
2. UTSC Campus Affairs Committee [For Information] (February 11, 2015)
3. UTM Campus Affairs Committee [For Information] (February 12, 2015)

PREVIOUS ACTION TAKEN:

The report is presented annually to the Committee for information.

HIGHLIGHTS:

The report is an inventory of all compulsory non-academic incidental fees (and designated portions thereof) approved by governance and collected by the University.

Similar fees approved and charged by the federated universities are included for reference.

In the first section of the report, fees are identified in each divisional table as either those whose proceeds fund a University service, those whose proceeds go to a University-wide student society, or those whose proceeds go to a student society or service of the division. Bar charts compare the total fees paid by students by division.

Increases to fees which fund University operated services (including those managed by a division of the University) are subject to the terms and conditions outlined in the *Policy for Compulsory Non-Academic Incidental Fees* and the *Memorandum of Agreement between The University of Toronto, The Students' Administrative Council, The Graduate Students' Union and The Association of Part-time Undergraduate Students for a Long-Term Protocol on the Increase or Introduction of Compulsory Non-tuition Related Fees* (commonly referred to as the *Protocol*). The Council on Student Services (COSS) provides advice to the University Affairs Board on increases to fees for the St. George Campus and University-wide services. Similarly, the UTSC Council on Student Services (CSS) and the UTM Quality Services to Students Council (QSS) advises the UTSC and UTM Campus Affairs Committees on fee increases for services located on the Scarborough and Mississauga campuses respectively. Services fees are listed in Schedule 2.

Changes to student society fees (including portions of fees which are designated for specific purposes) are subject to the terms and conditions outlined in the *Policy for Compulsory Non-Academic Incidental Fees* and the societies' own constitutions and/or by-laws. Increases which are greater than the cost of living must be supported by a positive result in a recent referendum. Requests for increases which are less than or equal to the cost of living must be supported by a previous referendum approving annual increases by an established inflation factor. When such a provision is approved by referendum, annual increases, no greater than the Ontario Consumer Price Index of the previous December (or no greater than an inflation factor approved by referendum), may be requested upon approval of the board or council of the organization. Student society fees, including portions designated for specific purposes, are detailed in Schedule 1.

FINANCIAL AND/OR PLANNING IMPLICATIONS:

There are no net implications for the campus' operating budget.

RECOMMENDATION:

The report is presented for information.

DOCUMENTATION PROVIDED:

Compulsory Non-academic Incidental Fees – Report and Analysis: 2014-15



UNIVERSITY OF
TORONTO

**Compulsory Non-Academic
Incidental Fees
2014-15**

Office of the Vice-Povost, Students & First-Entry Divisions
University of Toronto
Simcoe Hall, 27 King's College Circle, Room 221, Toronto, ON M5S 1A1 Canada
Tel: +1 416 978-3870 • Fax +1 416 946-0678
vp.students@utoronto.ca • www.viceprovoststudents.utoronto.ca

Table of Contents

Divisional Fee Information	Page 1
Typical Fall/Winter Incidental Fees (FT)	Page 9
Typical Fall/Winter Incidental Fees (PT)	Page 10
Relative Fee Increases	Page 11
Schedule 1: Student Society Fees	Page 12
Schedule 2: Campus Services Fees	Page 18
Schedule 3: Federated Colleges Student Society Fees	Page 19
Schedule 4: Federated Colleges Services Fees	Page 20
Student Society Fee Charts	Page 21

Compulsory Non-Academic Incidental Fees

Fees for divisional student societies and other divisional fees are listed in a white background.

Fees for central and cross-divisional student societies are listed in a light shaded background.

Fees for University operated services are listed in a dark shaded background.

ARTS AND SCIENCE DIVISIONS

University of Toronto Mississauga	Summer 2014		Fall 2014		Winter 2015		Summer 2013		Fall 2013		Winter 2014		
	Full-time	Part-time	Full-time	Part-time	Full-time	Part-time	Full-time	Part-time	Full-time	Part-time	Full-time	Part-time	
University of Toronto Mississauga Students' Union	144.17	122.77	119.16	97.58	119.16	97.58	134.81	0.00	111.89	90.49	111.89	90.49	
The Medium	0.00	0.00	3.63	1.21	3.63	1.21	0.00	0.00	3.63	1.21	3.63	1.21	
U of T at Mississauga Athletics Council	2.77	2.77	4.30	1.39	4.30	1.39	2.77	2.77	4.30	1.39	4.30	1.39	
VIBE - Radio Erindale	2.00	0.00	2.00	0.00	2.00	0.00	2.00	0.00	2.00	0.00	2.00	0.00	
Students' Administrative Council	31.62	0.00	171.83	0.00	171.83	0.00	31.36	0.00	162.79	0.00	162.79	0.00	
Association of Part-time Undergraduate Students	0.00	18.36	0.00	100.15	0.00	100.15	0.00	18.30	0.00	92.61	0.00	92.61	
U of T Community Radio	0.50	0.00	0.50	0.00	0.50	0.00	0.50	0.00	0.50	0.00	0.50	0.00	
The Varsity	1.87	0.00	1.90	0.00	1.90	0.00	1.36	0.00	1.87	0.00	1.87	0.00	
Physical Education & Athletics	168.39	33.68	168.39	33.68	168.39	33.68	164.20	32.84	164.20	32.84	164.20	32.84	
Athletics & Recreation	18.22	3.64	18.22	3.64	18.22	3.64	17.96	3.59	17.96	3.59	17.96	3.59	
Hart House	2.47	0.50	2.47	0.50	2.47	0.50	2.44	0.49	2.44	0.49	2.44	0.49	
Health Service	33.67	6.73	33.67	3.73	33.67	6.73	33.01	6.60	33.01	6.60	33.01	6.60	
Student Services	142.51	28.50	142.51	28.50	142.51	28.50	139.26	28.05	139.26	28.05	139.26	28.05	
Summer Shuttle Services	0.00	0.00	4.68	0.89	4.68	0.89	0.00	0.00	4.66	0.89	4.66	0.89	
Total	548.19	216.95	673.26	271.27	673.26	274.27	529.67	192.51	648.51	258.16	648.51	258.16	
Change From Previous Year	+3.5%	+12.7%	+3.8%	+5.1%	+3.8%	+6.2%	+4.7%	+5.0%	+5.5%	+52.5%	+5.5%	+52.5%	
Fall + Winter:							Full-time	1,346.52	Fall + Winter:			Full-time	1,297.02
							Part-time	545.54				Part-time	516.32

University of Toronto Scarborough	Summer 2014		Fall 2014		Winter 2015		Summer 2013		Fall 2013		Winter 2014		
	Full-time	Part-time	Full-time	Part-time	Full-time	Part-time	Full-time	Part-time	Full-time	Part-time	Full-time	Part-time	
Scarborough Campus Students' Council	214.30	40.58	351.86	41.04	351.86	41.04	117.01	20.97	243.46	21.51	243.46	21.51	
Scarborough Campus Students' Press (The Underground)	0.00	0.00	3.50	0.00	3.50	0.00	0.00	0.00	3.50	0.00	3.50	0.00	
Scarborough College Athletic Association	0.00	0.00	3.50	0.00	3.50	0.00	0.00	0.00	3.50	0.00	3.50	0.00	
Scarborough Campus Community Radio (CSCR)	4.85	0.00	4.85	0.00	4.85	0.00	4.85	0.00	4.85	0.00	4.85	0.00	
Association of Part-time Undergraduate Students	0.00	18.36	0.00	100.15	0.00	100.15	0.00	18.30	0.00	92.61	0.00	92.61	
U of T Community Radio	0.50	0.00	0.50	0.00	0.50	0.00	0.50	0.00	0.50	0.00	0.50	0.00	
The Varsity	1.87	0.00	1.90	0.00	1.90	0.00	1.36	0.00	1.87	0.00	1.87	0.00	
Scarborough College Athletic Fee	124.70	24.94	124.70	24.94	124.70	24.94	116.00	23.20	116.00	23.20	116.00	23.20	
Athletics & Recreation	18.22	3.64	18.22	3.64	18.22	3.64	17.96	3.59	17.96	3.59	17.96	3.59	
Hart House	2.47	0.50	2.47	0.50	2.47	0.50	2.44	0.49	2.44	0.49	2.44	0.49	
Health Service	61.90	12.38	61.90	12.38	61.90	12.38	57.85	11.57	57.85	11.57	57.85	11.57	
Student Services	164.55	32.91	164.55	32.91	164.55	32.91	157.77	31.55	157.77	31.55	157.77	31.55	
Total	593.36	133.31	737.95	215.56	737.95	215.56	475.74	109.67	609.70	184.52	609.70	184.52	
Change From Previous Year	+24.7%	+21.6%	+21.0%	+16.8%	+21.0%	+16.8%	+3.3%	+1.8%	+3.7%	+1.1%	+3.7%	+1.1%	
Fall + Winter:							Full-time	1,475.90	Fall + Winter:			Full-time	1,219.40
							Part-time	431.12				Part-time	369.04

Compulsory Non-Academic Incidental Fees

ARTS AND SCIENCE DIVISIONS (continued)

Innis College	Summer 2014		Fall 2014		Winter 2015		Summer 2013		Fall 2013		Winter 2014	
	Full-time	Part-time	Full-time	Part-time	Full-time	Part-time	Full-time	Part-time	Full-time	Part-time	Full-time	Part-time
Innis College Student Society (ICSS)	0.00	0.00	35.53	35.53	35.53	35.53	0.00	0.00	35.53	35.53	35.53	35.53
Innis College Student Services Fee	7.50	2.25	7.50	2.25	7.50	2.25	7.50	2.25	7.50	2.25	7.50	2.25
Students' Administrative Council	41.57	0.00	182.53	0.00	182.53	0.00	40.38	0.00	172.74	0.00	172.74	0.00
Association of Part-time Undergraduate Students	0.00	18.36	0.00	100.15	0.00	100.15	0.00	18.30	0.00	92.61	0.00	92.61
Arts & Science Students' Union	9.50	0.00	9.50	0.00	9.50	0.00	9.50	0.00	9.50	0.00	9.50	0.00
U of T Community Radio	3.75	0.00	3.75	0.00	3.75	0.00	3.75	0.00	3.75	0.00	3.75	0.00
The Varsity	1.87	0.00	1.90	0.00	1.90	0.00	1.36	0.00	1.87	0.00	1.87	0.00
Athletics & Recreation	157.07	31.41	157.07	31.41	157.07	31.41	154.83	30.97	154.83	30.97	154.83	30.97
Hart House	80.51	16.11	80.51	16.11	80.51	16.11	79.39	15.89	79.39	15.89	79.39	15.89
Student Life Programs & Services	142.22	28.45	142.22	28.45	142.22	28.45	133.14	26.63	133.14	26.63	133.14	26.63
Total	443.99	96.58	620.51	213.90	620.51	213.90	429.85	94.04	598.25	203.88	598.25	203.88
Change From Previous Year	+3.3%	+2.7%	+3.7%	+4.9%	+3.7%	+4.9%	+3.9%	+3.4%	+5.0%	+1.5%	+5.0%	+1.5%
Note: First year students are charged an ICSS orientation fee (\$51.00 / session)	Fall + Winter: Full-time 1,241.02 Part-time 427.80						Fall + Winter: Full-time 1,196.50 Part-time 407.76					

New College	Summer 2014		Fall 2014		Winter 2015		Summer 2013		Fall 2013		Winter 2014	
	Full-time	Part-time	Full-time	Part-time	Full-time	Part-time	Full-time	Part-time	Full-time	Part-time	Full-time	Part-time
New College Student Council	0.00	0.00	30.00	13.25	30.00	13.25	0.00	0.00	30.00	13.25	30.00	13.25
Students' Administrative Council	41.57	0.00	182.53	0.00	182.53	0.00	40.38	0.00	172.74	0.00	172.74	0.00
Association of Part-time Undergraduate Students	0.00	18.36	0.00	100.15	0.00	100.15	0.00	18.30	0.00	92.61	0.00	92.61
Arts & Science Students' Union	9.50	0.00	9.50	0.00	9.50	0.00	9.50	0.00	9.50	0.00	9.50	0.00
U of T Community Radio	3.75	0.00	3.75	0.00	3.75	0.00	3.75	0.00	3.75	0.00	3.75	0.00
The Varsity	1.87	0.00	1.90	0.00	1.90	0.00	1.36	0.00	1.87	0.00	1.87	0.00
Athletics & Recreation	157.07	31.41	157.07	31.41	157.07	31.41	154.83	30.97	154.83	30.97	154.83	30.97
Hart House	80.51	16.11	80.51	16.11	80.51	16.11	79.39	15.89	79.39	15.89	79.39	15.89
Student Life Programs & Services	142.22	28.45	142.22	28.45	142.22	28.45	133.14	26.63	133.14	26.63	133.14	26.63
Total	436.49	94.33	607.48	189.37	607.48	189.37	422.35	91.79	585.22	179.35	585.22	179.35
Change From Previous Year	+3.3%	+2.8%	+3.8%	+5.6%	+3.8%	+5.6%	+4.0%	+3.5%	+7.7%	+5.5%	+7.7%	+5.5%
	Fall + Winter: Full-time 1,214.96 Part-time 378.74						Fall + Winter: Full-time 1,170.44 Part-time 358.70					

University College	Summer 2014		Fall 2014		Winter 2015		Summer 2013		Fall 2013		Winter 2014	
	Full-time	Part-time	Full-time	Part-time	Full-time	Part-time	Full-time	Part-time	Full-time	Part-time	Full-time	Part-time
University College Literary & Athletic Society	0.00	0.00	17.53	8.15	17.53	8.15	0.00	0.00	17.53	8.15	17.53	8.15
Students' Administrative Council	41.57	0.00	182.53	0.00	182.53	0.00	40.38	0.00	172.74	0.00	172.74	0.00
Association of Part-time Undergraduate Students	0.00	18.36	0.00	100.15	0.00	100.15	0.00	18.30	0.00	92.61	0.00	92.61
Arts & Science Students' Union	9.50	0.00	9.50	0.00	9.50	0.00	9.50	0.00	9.50	0.00	9.50	0.00
U of T Community Radio	3.75	0.00	3.75	0.00	3.75	0.00	3.75	0.00	3.75	0.00	3.75	0.00
The Varsity	1.87	0.00	1.90	0.00	1.90	0.00	1.36	0.00	1.87	0.00	1.87	0.00
Athletics & Recreation	157.07	31.41	157.07	31.41	157.07	31.41	154.83	30.97	154.83	30.97	154.83	30.97
Hart House	80.51	16.11	80.51	16.11	80.51	16.11	79.39	15.89	79.39	15.89	79.39	15.89
Student Life Programs & Services	142.22	28.45	142.22	28.45	142.22	28.45	133.14	26.63	133.14	26.63	133.14	26.63
Total	436.49	94.33	595.01	184.27	595.01	184.27	422.35	91.79	572.75	174.25	572.75	174.25
Change From Previous Year	+3.3%	+2.8%	+3.9%	+5.8%	+3.9%	+5.8%	+4.0%	+3.5%	+5.4%	+2.1%	+5.4%	+2.1%
	Fall + Winter: Full-time 1,190.02 Part-time 368.54						Fall + Winter: Full-time 1,145.50 Part-time 348.50					

Woodsworth College	Summer 2014		Fall 2014		Winter 2015		Summer 2013		Fall 2013		Winter 2014	
	Full-time	Part-time	Full-time	Part-time	Full-time	Part-time	Full-time	Part-time	Full-time	Part-time	Full-time	Part-time
Woodsworth College Students' Association	15.00	15.00	7.50	7.50	7.50	7.50	15.00	15.00	7.50	7.50	7.50	7.50
Students' Administrative Council	41.57	0.00	182.53	0.00	182.53	0.00	40.38	0.00	172.74	0.00	172.74	0.00
Association of Part-time Undergraduate Students	0.00	18.36	0.00	100.15	0.00	100.15	0.00	18.30	0.00	92.61	0.00	92.61
Arts & Science Students' Union	9.50	0.00	9.50	0.00	9.50	0.00	9.50	0.00	9.50	0.00	9.50	0.00
U of T Community Radio	3.75	0.00	3.75	0.00	3.75	0.00	3.75	0.00	3.75	0.00	3.75	0.00
The Varsity	1.87	0.00	1.90	0.00	1.90	0.00	1.36	0.00	1.87	0.00	1.87	0.00
Athletics & Recreation	157.07	31.41	157.07	31.41	157.07	31.41	154.83	30.97	154.83	30.97	154.83	30.97
Hart House	80.51	16.11	80.51	16.11	80.51	16.11	79.39	15.89	79.39	15.89	79.39	15.89
Student Life Programs & Services	142.22	28.45	142.22	28.45	142.22	28.45	133.14	26.63	133.14	26.63	133.14	26.63
Total	451.49	109.33	584.98	183.62	584.98	183.62	437.35	106.79	562.72	173.60	562.72	173.60
Change From Previous Year	+3.2%	+2.4%	+4.0%	+5.8%	+4.0%	+5.8%	+3.9%	+3.0%	+5.4%	+1.8%	+5.4%	+1.8%
	Fall + Winter: Full-time 1,169.96 Part-time 367.24						Fall + Winter: Full-time 1,125.44 Part-time 347.20					

Compulsory Non-Academic Incidental Fees

ARTS AND SCIENCE DIVISIONS - Federated Colleges

St. Michael's College	Summer 2014		Fall 2014		Winter 2015		Summer 2013		Fall 2013		Winter 2014		
	Full-time	Part-time	Full-time	Part-time	Full-time	Part-time	Full-time	Part-time	Full-time	Part-time	Full-time	Part-time	
St. Michael's College Student Union	0.00	0.00	14.00	10.50	14.00	10.50	0.00	0.00	14.00	10.50	14.00	10.50	
The Mike	0.00	0.00	2.60	1.50	2.60	1.50	0.00	0.00	2.60	1.50	2.60	1.50	
College Fee	0.00	0.00	97.50	48.75	97.50	48.75	0.00	0.00	97.50	48.75	97.50	48.75	
Campaign Fee	0.00	0.00	15.00	15.00	15.00	15.00	0.00	0.00	15.00	15.00	15.00	15.00	
Students' Administrative Council	41.57	0.00	182.53	0.00	182.53	0.00	40.38	0.00	172.74	0.00	172.74	0.00	
Association of Part-time Undergraduate Students	0.00	18.36	0.00	100.15	0.00	100.15	0.00	18.30	0.00	92.61	0.00	92.61	
Arts & Science Students' Union	9.50	0.00	9.50	0.00	9.50	0.00	9.50	0.00	9.50	0.00	9.50	0.00	
U of T Community Radio	3.75	0.00	3.75	0.00	3.75	0.00	3.75	0.00	3.75	0.00	3.75	0.00	
The Varsity	1.87	0.00	1.90	0.00	1.90	0.00	1.36	0.00	1.87	0.00	1.87	0.00	
Athletics & Recreation	157.07	31.41	157.07	31.41	157.07	31.41	154.83	30.97	154.83	30.97	154.83	30.97	
Hart House	80.51	16.11	80.51	16.11	80.51	16.11	79.39	15.89	79.39	15.89	79.39	15.89	
Student Life Programs & Services	142.22	28.45	142.22	28.45	142.22	28.45	133.14	26.63	133.14	26.63	133.14	26.63	
Total	436.49	94.33	706.58	251.87	706.58	251.87	422.35	91.79	684.32	241.85	684.32	241.85	
Change From Previous Year	+3.3%	+2.8%	+3.3%	+4.1%	+3.3%	+4.1%	+4.0%	+3.5%	+4.4%	+1.3%	+4.4%	+1.3%	
				Fall + Winter:	Full-time	1,413.16					Fall + Winter:	Full-time	1,368.64
					Part-time	503.74						Part-time	483.70

Trinity College	Summer 2014		Fall 2014		Winter 2015		Summer 2013		Fall 2013		Winter 2014		
	Full-time	Part-time	Full-time	Part-time	Full-time	Part-time	Full-time	Part-time	Full-time	Part-time	Full-time	Part-time	
Trinity College Meeting	0.00	0.00	45.50	45.50	45.50	45.50	0.00	0.00	44.28	44.28	44.28	44.28	
College Fee	0.00	0.00	150.00	75.00	150.00	75.00	0.00	0.00	147.00	73.50	147.00	73.50	
Students' Administrative Council	41.57	0.00	182.53	0.00	182.53	0.00	40.38	0.00	172.74	0.00	172.74	0.00	
Association of Part-time Undergraduate Students	0.00	18.36	0.00	100.15	0.00	100.15	0.00	18.30	0.00	92.61	0.00	92.61	
Arts & Science Students' Union	9.50	0.00	9.50	0.00	9.50	0.00	9.50	0.00	9.50	0.00	9.50	0.00	
U of T Community Radio	3.75	0.00	3.75	0.00	3.75	0.00	3.75	0.00	3.75	0.00	3.75	0.00	
The Varsity	1.87	0.00	1.90	0.00	1.90	0.00	1.36	0.00	1.87	0.00	1.87	0.00	
Athletics & Recreation	157.07	31.41	157.07	31.41	157.07	31.41	154.83	30.97	154.83	30.97	154.83	30.97	
Hart House	80.51	16.11	80.51	16.11	80.51	16.11	79.39	15.89	79.39	15.89	79.39	15.89	
Student Life Programs & Services	142.22	28.45	142.22	28.45	142.22	28.45	133.14	26.63	133.14	26.63	133.14	26.63	
Total	436.49	94.33	772.98	296.62	772.98	296.62	422.35	91.79	746.50	283.88	746.50	283.88	
Change From Previous Year	+3.3%	+2.8%	+3.5%	+4.5%	+3.5%	+4.5%	+4.0%	+3.5%	+4.4%	+1.6%	+4.4%	+1.6%	
				Fall + Winter:	Full-time	1,545.96					Fall + Winter:	Full-time	1,493.00
					Part-time	593.24						Part-time	567.76

Victoria College	Summer 2014		Fall 2014		Winter 2015		Summer 2013		Fall 2013		Winter 2014		
	Full-time	Part-time	Full-time	Part-time	Full-time	Part-time	Full-time	Part-time	Full-time	Part-time	Full-time	Part-time	
Victoria University Students' Administrative Council	0.00	0.00	44.63	23.79	44.62	23.79	0.00	0.00	44.63	23.79	44.62	23.79	
Victoria University Student Services Fee	0.00	0.00	84.96	42.49	84.96	42.49	0.00	0.00	82.50	41.25	82.50	41.25	
Goldring Student Centre	0.00	0.00	100.00	50.00	100.00	50.00	0.00	0.00	100.00	50.00	100.00	50.00	
Victoria Commuter Package	0.00	0.00	13.79	6.90	13.79	6.89	0.00	0.00	13.39	6.70	13.39	6.70	
Students' Administrative Council	41.57	0.00	182.53	0.00	182.53	0.00	40.38	0.00	172.74	0.00	172.74	0.00	
Association of Part-time Undergraduate Students	0.00	18.36	0.00	100.15	0.00	100.15	0.00	18.30	0.00	92.61	0.00	92.61	
Arts & Science Students' Union	9.50	0.00	9.50	0.00	9.50	0.00	9.50	0.00	9.50	0.00	9.50	0.00	
U of T Community Radio	3.75	0.00	3.75	0.00	3.75	0.00	3.75	0.00	3.75	0.00	3.75	0.00	
The Varsity	1.87	0.00	1.90	0.00	1.90	0.00	1.36	0.00	1.87	0.00	1.87	0.00	
Athletics & Recreation	157.07	31.41	157.07	31.41	157.07	31.41	154.83	30.97	154.83	30.97	154.83	30.97	
Hart House	80.51	16.11	80.51	16.11	80.51	16.11	79.39	15.89	79.39	15.89	79.39	15.89	
Student Life Programs & Services	142.22	28.45	142.22	28.45	142.22	28.45	133.14	26.63	133.14	26.63	133.14	26.63	
Total	436.49	94.33	820.86	299.30	820.85	299.29	422.35	91.79	795.74	287.84	795.73	287.84	
Change From Previous Year	+3.3%	+2.8%	+3.2%	+4.0%	+3.2%	+4.0%	+4.0%	+3.5%	+11.1%	+11.1%	+11.1%	+11.1%	
				Fall + Winter:	Full-time	1,641.71					Fall + Winter:	Full-time	1,591.47
					Part-time	598.59						Part-time	575.68

Note: First year full-time students are charged an orientation fee (\$50.00 per session)

Compulsory Non-Academic Incidental Fees

UNDERGRADUATE PROFESSIONAL DIVISIONS

Applied Science & Engineering	Summer 2014		Fall 2014		Winter 2015		Summer 2013		Fall 2013		Winter 2014	
	Full-time	Part-time	Full-time	Part-time	Full-time	Part-time	Full-time	Part-time	Full-time	Part-time	Full-time	Part-time
Engineering Society	0.00	0.00	153.42	22.62	153.42	22.62	0.00	0.00	152.81	22.29	152.81	22.29
Students' Administrative Council	0.00	0.00	182.53	0.00	182.53	0.00	0.00	0.00	172.74	0.00	172.74	0.00
Association of Part-time Undergraduate Students	0.00	0.00	0.00	100.15	0.00	100.15	0.00	0.00	0.00	92.61	0.00	92.61
U of T Community Radio	0.00	0.00	3.75	0.00	3.75	0.00	0.00	0.00	3.75	0.00	3.75	0.00
The Varsity	0.00	0.00	1.90	0.00	1.90	0.00	0.00	0.00	1.87	0.00	1.87	0.00
Athletics & Recreation	0.00	0.00	157.07	31.41	157.07	31.41	0.00	0.00	154.83	30.97	154.83	30.97
Hart House	0.00	0.00	80.51	16.11	80.51	16.11	0.00	0.00	79.39	15.89	79.39	15.89
Student Life Programs & Services	0.00	0.00	142.22	28.45	142.22	28.45	0.00	0.00	133.14	26.63	133.14	26.63
Total	0.00	0.00	721.40	198.74	721.40	198.74	0.00	0.00	698.53	188.39	698.53	188.39
Change From Previous Year			+3.3%	+5.5%	+3.3%	+5.5%			+3.0%	+1.8%	+3.0%	+1.8%
			Fall + Winter:								Fall + Winter:	
			Full-time		1,442.80				Full-time		1,397.06	
			Part-time		397.48				Part-time		376.78	

Dentistry D.D.S.	Summer 2014		Fall 2014		Winter 2015		Summer 2013		Fall 2013		Winter 2014	
	Full-time	Part-time	Full-time	Part-time	Full-time	Part-time	Full-time	Part-time	Full-time	Part-time	Full-time	Part-time
Dental Students' Society	0.00	0.00	15.00	0.00	15.00	0.00	0.00	0.00	15.00	0.00	15.00	0.00
Students' Administrative Council	0.00	0.00	182.53	0.00	182.53	0.00	0.00	0.00	172.74	0.00	172.74	0.00
U of T Community Radio	0.00	0.00	3.75	0.00	3.75	0.00	0.00	0.00	3.75	0.00	3.75	0.00
The Varsity	0.00	0.00	1.90	0.00	1.90	0.00	0.00	0.00	1.87	0.00	1.87	0.00
Athletics & Recreation	0.00	0.00	157.07	0.00	157.07	0.00	0.00	0.00	154.83	0.00	154.83	0.00
Hart House	0.00	0.00	80.51	0.00	80.51	0.00	0.00	0.00	79.39	0.00	79.39	0.00
Student Life Programs & Services	0.00	0.00	142.22	0.00	142.22	0.00	0.00	0.00	133.14	0.00	133.14	0.00
Total	0.00	0.00	582.98	0.00	582.98	0.00	0.00	0.00	560.72	0.00	560.72	0.00
Change From Previous Year			+4.0%		+4.0%				+5.4%		+5.4%	
			Fall + Winter:								Fall + Winter:	
			Full-time		1,165.96				Full-time		1,121.44	
			Part-time		0.00				Part-time		0.00	

Law Undergraduate Programs	Summer 2014		Fall 2014		Winter 2015		Summer 2013		Fall 2013		Winter 2014	
	Full-time	Part-time	Full-time	Part-time	Full-time	Part-time	Full-time	Part-time	Full-time	Part-time	Full-time	Part-time
Students' Law Society (SLS)	0.00	0.00	35.00	0.00	35.00	0.00	0.00	0.00	35.00	0.00	35.00	0.00
Students' Administrative Council	0.00	0.00	182.53	0.00	182.53	0.00	0.00	0.00	172.74	0.00	172.74	0.00
U of T Community Radio	0.00	0.00	3.75	0.00	3.75	0.00	0.00	0.00	3.75	0.00	3.75	0.00
The Varsity	0.00	0.00	1.90	0.00	1.90	0.00	0.00	0.00	1.87	0.00	1.87	0.00
Athletics & Recreation	0.00	0.00	157.07	0.00	157.07	0.00	0.00	0.00	154.83	0.00	154.83	0.00
Hart House	0.00	0.00	80.51	0.00	80.51	0.00	0.00	0.00	79.39	0.00	79.39	0.00
Student Life Programs & Services	0.00	0.00	142.22	0.00	142.22	0.00	0.00	0.00	133.14	0.00	133.14	0.00
Total	0.00	0.00	602.98	0.00	602.98	0.00	0.00	0.00	580.72	0.00	580.72	0.00
Change From Previous Year			+3.8%		+3.8%				+5.2%		+5.2%	
Half-time program students are charged 50% of full-time fees			Fall + Winter:								Fall + Winter:	
Note: First year students are charged an additional SLS Orientation Fee (\$25.00 per session)			Full-time		1,205.96				Full-time		1,161.44	
			Part-time		0.00				Part-time		0.00	

Medicine M.D. - St. George	Summer 2014		Fall 2014		Winter 2015		Summer 2013		Fall 2013		Winter 2014	
	Full-time	Part-time	Full-time	Part-time	Full-time	Part-time	Full-time	Part-time	Full-time	Part-time	Full-time	Part-time
Medical Society	0.00	0.00	54.27	0.00	54.27	0.00	0.00	0.00	54.27	0.00	54.27	0.00
Students' Administrative Council	0.00	0.00	182.53	0.00	182.53	0.00	0.00	0.00	172.74	0.00	172.74	0.00
U of T Community Radio	0.00	0.00	3.75	0.00	3.75	0.00	0.00	0.00	3.75	0.00	3.75	0.00
The Varsity	0.00	0.00	1.90	0.00	1.90	0.00	0.00	0.00	1.87	0.00	1.87	0.00
Athletics & Recreation	0.00	0.00	157.07	0.00	157.07	0.00	0.00	0.00	154.83	0.00	154.83	0.00
Hart House	0.00	0.00	80.51	0.00	80.51	0.00	0.00	0.00	79.39	0.00	79.39	0.00
Student Life Programs & Services	0.00	0.00	142.22	0.00	142.22	0.00	0.00	0.00	133.14	0.00	133.14	0.00
Total	0.00	0.00	622.25	0.00	622.25	0.00	0.00	0.00	599.99	0.00	599.99	0.00
Change From Previous Year			+3.7%		+3.7%				+9.8%		+9.8%	
			Fall + Winter:								Fall + Winter:	
			Full-time		1,244.50				Full-time		1,199.98	
			Part-time		0.00				Part-time		0.00	

Compulsory Non-Academic Incidental Fees

UNDERGRADUATE PROFESSIONAL DIVISIONS (continued)

Medicine M.D. - Mississauga	Summer 2014		Fall 2014		Winter 2015		Summer 2013		Fall 2013		Winter 2014	
	Full-time	Part-time	Full-time	Part-time	Full-time	Part-time	Full-time	Part-time	Full-time	Part-time	Full-time	Part-time
University of Toronto Mississauga Students' Union	0.00	0.00	172.05	0.00	172.05	0.00	0.00	0.00	163.27	0.00	163.27	0.00
Medical Society	0.00	0.00	54.27	0.00	54.27	0.00	0.00	0.00	54.27	0.00	54.27	0.00
Students' Administrative Council	0.00	0.00	171.83	0.00	171.83	0.00	0.00	0.00	162.79	0.00	162.79	0.00
U of T Community Radio	0.00	0.00	0.50	0.00	0.50	0.00	0.00	0.00	3.75	0.00	3.75	0.00
The Varsity	0.00	0.00	1.90	0.00	1.90	0.00	0.00	0.00	1.87	0.00	1.87	0.00
Physical Education & Athletics	0.00	0.00	168.39	0.00	168.39	0.00	0.00	0.00	164.20	0.00	164.20	0.00
Athletics & Recreation	0.00	0.00	18.22	0.00	18.22	0.00	0.00	0.00	17.96	0.00	17.96	0.00
Hart House	0.00	0.00	2.47	0.00	2.47	0.00	0.00	0.00	2.44	0.00	2.44	0.00
Health Service	0.00	0.00	33.67	0.00	33.67	0.00	0.00	0.00	33.01	0.00	33.01	0.00
Student Services	0.00	0.00	142.51	0.00	142.51	0.00	0.00	0.00	139.26	0.00	139.26	0.00
Summer Shuttle Services	0.00	0.00	4.66	0.00	4.66	0.00	0.00	0.00	4.66	0.00	4.66	0.00
Total	0.00	0.00	770.47	0.00	770.47	0.00	0.00	0.00	747.48	0.00	747.48	0.00
Change From Previous Year			+3.1%		+3.1%				+17.5%		+17.5%	
			Fall + Winter:		Full-time 1,540.94				Fall + Winter:		Full-time 1,494.96	
					Part-time 0.00						Part-time 0.00	

Medicine Radiation Sciences	Summer 2014		Fall 2014		Winter 2015		Summer 2013		Fall 2013		Winter 2014	
	Full-time	Part-time	Full-time	Part-time	Full-time	Part-time	Full-time	Part-time	Full-time	Part-time	Full-time	Part-time
Medical Radiation Sciences Society	0.00	0.00	12.50	0.00	12.50	0.00	0.00	0.00	12.50	0.00	12.50	45.00
Students' Administrative Council	0.00	0.00	182.53	0.00	182.53	0.00	0.00	0.00	172.74	0.00	172.74	0.00
U of T Community Radio	0.00	0.00	3.75	0.00	3.75	0.00	0.00	0.00	3.75	0.00	3.75	0.00
The Varsity	0.00	0.00	1.90	0.00	1.90	0.00	0.00	0.00	1.87	0.00	1.87	0.00
Athletics & Recreation	0.00	0.00	157.07	0.00	157.07	0.00	0.00	0.00	154.83	0.00	154.83	0.00
Hart House	0.00	0.00	80.51	0.00	80.51	0.00	0.00	0.00	79.39	0.00	79.39	0.00
Student Life Programs & Services	0.00	0.00	142.22	0.00	142.22	0.00	0.00	0.00	133.14	0.00	133.14	0.00
Total	0.00	0.00	580.48	0.00	580.48	0.00	0.00	0.00	558.22	0.00	558.22	0.00
Change From Previous Year			+4.0%		+4.0%				+5.4%		+5.4%	
			Fall + Winter:		Full-time 1,160.96				Fall + Winter:		Full-time 1,116.44	
					Part-time 0.00						Part-time 0.00	

Note: Radiation Science students are also charged Michener Institute incidental/ancillary fees.

Medicine Physician Assistant Program	Summer 2014		Fall 2014		Winter 2015		Summer 2013		Fall 2013		Winter 2014	
	Full-time	Part-time	Full-time	Part-time	Full-time	Part-time	Full-time	Part-time	Full-time	Part-time	Full-time	Part-time
Students' Administrative Council	0.00	0.00	182.53	0.00	182.53	0.00	0.00	0.00	172.74	0.00	172.74	0.00
U of T Community Radio	0.00	0.00	3.75	0.00	3.75	0.00	0.00	0.00	3.75	0.00	3.75	0.00
The Varsity	0.00	0.00	1.90	0.00	1.90	0.00	0.00	0.00	1.87	0.00	1.87	0.00
Athletics & Recreation	0.00	0.00	157.07	0.00	157.07	0.00	0.00	0.00	154.83	0.00	154.83	0.00
Hart House	0.00	0.00	80.51	0.00	80.51	0.00	0.00	0.00	79.39	0.00	79.39	0.00
Student Life Programs & Services	0.00	0.00	142.22	0.00	142.22	0.00	0.00	0.00	133.14	0.00	133.14	0.00
Total	0.00	0.00	567.98	0.00	567.98	0.00	0.00	0.00	545.72	0.00	545.72	0.00
Change From Previous Year			+4.1%		+4.1%				+5.6%		+5.6%	
			Fall + Winter:		Full-time 1,135.96				Fall + Winter:		Full-time 1,091.44	
					Part-time 0.00						Part-time 0.00	

Music	Summer 2014		Fall 2014		Winter 2015		Summer 2013		Fall 2013		Winter 2014	
	Full-time	Part-time	Full-time	Part-time	Full-time	Part-time	Full-time	Part-time	Full-time	Part-time	Full-time	Part-time
Music Undergraduate Association	0.00	0.00	457.50	0.00	457.50	0.00	0.00	0.00	307.50	0.00	307.50	0.00
Students' Administrative Council	0.00	0.00	182.53	0.00	182.53	0.00	0.00	0.00	172.74	0.00	172.74	0.00
Association of Part-time Undergraduate Students	0.00	0.00	0.00	100.15	0.00	100.15	0.00	0.00	0.00	92.61	0.00	92.61
U of T Community Radio	0.00	0.00	3.75	0.00	3.75	0.00	0.00	0.00	3.75	0.00	3.75	0.00
The Varsity	0.00	0.00	1.90	0.00	1.90	0.00	0.00	0.00	1.87	0.00	1.87	0.00
Athletics & Recreation	0.00	0.00	157.07	31.41	157.07	31.41	0.00	0.00	154.83	30.97	154.83	30.97
Hart House	0.00	0.00	80.51	16.11	80.51	16.11	0.00	0.00	79.39	15.89	79.39	15.89
Student Life Programs & Services	0.00	0.00	142.22	28.45	142.22	28.45	0.00	0.00	133.14	26.63	133.14	26.63
Total	0.00	0.00	1,025.48	176.12	1,025.48	176.12	0.00	0.00	853.22	166.10	853.22	166.10
Change From Previous Year			+20.2%	+6.0%	+20.2%	+6.0%			+62.7%	+1.9%	+62.7%	+1.9%
			Fall + Winter:		Full-time 2,050.96				Fall + Winter:		Full-time 1,706.44	
					Part-time 352.24						Part-time 332.20	

Nursing	Summer 2014		Fall 2014		Winter 2015		Summer 2013		Fall 2013		Winter 2014	
	Full-time	Part-time	Full-time	Part-time	Full-time	Part-time	Full-time	Part-time	Full-time	Part-time	Full-time	Part-time
Nursing Students' Council	0.00	0.00	30.34	9.00	30.34	9.00	0.00	0.00	22.34	1.00	22.34	1.00
Students' Administrative Council	0.00	0.00	182.53	0.00	182.53	0.00	0.00	0.00	172.74	0.00	172.74	0.00
Association of Part-time Undergraduate Students	0.00	0.00	0.00	100.15	0.00	100.15	0.00	0.00	0.00	92.61	0.00	92.61
U of T Community Radio	0.00	0.00	3.75	0.00	3.75	0.00	0.00	0.00	3.75	0.00	3.75	0.00
The Varsity	0.00	0.00	1.90	0.00	1.90	0.00	0.00	0.00	1.87	0.00	1.87	0.00
Athletics & Recreation	0.00	0.00	157.07	31.41	157.07	31.41	0.00	0.00	154.83	30.97	154.83	30.97
Hart House	0.00	0.00	80.51	16.11	80.51	16.11	0.00	0.00	79.39	15.89	79.39	15.89
Student Life Programs & Services	0.00	0.00	142.22	28.45	142.22	28.45	0.00	0.00	133.14	26.63	133.14	26.63
Total	0.00	0.00	598.32	185.12	598.32	185.12	0.00	0.00	568.06	167.10	568.06	167.10
Change From Previous Year			+5.3%	+10.8%	+5.3%	+10.8%			+5.3%	+1.9%	+5.3%	+1.9%
			Fall + Winter:		Full-time 1,196.64				Fall + Winter:		Full-time 1,136.12	
					Part-time 370.24						Part-time 334.20	

Compulsory Non-Academic Incidental Fees

UNDERGRADUATE PROFESSIONAL DIVISIONS (continued)

OISE B.Ed. and Diploma in Technological Studies	Summer 2014		Fall 2014		Winter 2015		Summer 2013		Fall 2013		Winter 2014		
	Full-time	Part-time	Full-time	Part-time	Full-time	Part-time	Full-time	Part-time	Full-time	Part-time	Full-time	Part-time	
Student Teachers' Union	0.00	0.00	6.50	0.00	6.50	0.00	0.00	0.00	6.50	0.00	6.50	0.00	
Students' Administrative Council	0.00	0.00	182.53	0.00	182.53	0.00	0.00	0.00	172.74	0.00	172.74	0.00	
U of T Community Radio	0.00	0.00	3.75	0.00	3.75	0.00	0.00	0.00	3.75	0.00	3.75	0.00	
The Varsity	0.00	0.00	1.90	0.00	1.90	0.00	0.00	0.00	1.87	0.00	1.87	0.00	
Athletics & Recreation	0.00	0.00	157.07	0.00	157.07	0.00	0.00	0.00	154.83	0.00	154.83	0.00	
Hart House	0.00	0.00	80.51	0.00	80.51	0.00	0.00	0.00	79.39	0.00	79.39	0.00	
Student Life Programs & Services	0.00	0.00	142.22	0.00	142.22	0.00	0.00	0.00	133.14	0.00	133.14	0.00	
Total	0.00	0.00	574.48	0.00	574.48	0.00	0.00	0.00	552.22	0.00	552.22	0.00	
Change From Previous Year			+4.0%		+4.0%				+5.5%		+5.5%		
			Fall + Winter: Full-time 1,148.96							Fall + Winter: Full-time 1,104.44			
			Part-time 0.00							Part-time 0.00			

Pharmacy	Summer 2014		Fall 2014		Winter 2015		Summer 2013		Fall 2013		Winter 2014		
	Full-time	Part-time	Full-time	Part-time	Full-time	Part-time	Full-time	Part-time	Full-time	Part-time	Full-time	Part-time	
Undergraduate Pharmaceutical Society	0.00	0.00	36.00	0.00	36.00	0.00	0.00	0.00	36.00	0.00	36.00	0.00	
Students' Administrative Council	0.00	0.00	182.53	0.00	182.53	0.00	0.00	0.00	172.74	0.00	172.74	0.00	
Association of Part-time Undergraduate Students	0.00	0.00	0.00	100.15	0.00	100.15	0.00	0.00	0.00	92.61	0.00	92.61	
U of T Community Radio	0.00	0.00	3.75	0.00	3.75	0.00	0.00	0.00	3.75	0.00	3.75	0.00	
The Varsity	0.00	0.00	1.90	0.00	1.90	0.00	0.00	0.00	1.87	0.00	1.87	0.00	
Athletics & Recreation	0.00	0.00	157.07	31.41	157.07	31.41	0.00	0.00	154.83	30.97	154.83	30.97	
Hart House	0.00	0.00	80.51	16.11	80.51	16.11	0.00	0.00	79.39	15.89	79.39	15.89	
Student Life Programs & Services	0.00	0.00	142.22	28.45	142.22	28.45	0.00	0.00	133.14	26.63	133.14	26.63	
Total	0.00	0.00	603.98	176.12	603.98	176.12	0.00	0.00	581.72	166.10	581.72	166.10	
Change From Previous Year			+3.8%	+6.0%	+3.8%	+6.0%			+5.2%	+1.9%	+5.2%	+1.9%	
			Fall + Winter: Full-time 1,207.96							Fall + Winter: Full-time 1,163.44			
			Part-time 352.24							Part-time 332.20			

Kinesiology and Physical Education	Summer 2014		Fall 2014		Winter 2015		Summer 2013		Fall 2013		Winter 2014		
	Full-time	Part-time	Full-time	Part-time	Full-time	Part-time	Full-time	Part-time	Full-time	Part-time	Full-time	Part-time	
Physical & Health Education Undergraduate Association	0.00	0.00	18.50	0.00	18.50	0.00	0.00	0.00	17.50	0.00	0.00	0.00	
Students' Administrative Council	0.00	0.00	182.53	0.00	182.53	0.00	0.00	0.00	172.74	0.00	172.74	0.00	
Association of Part-time Undergraduate Students	0.00	0.00	0.00	100.15	0.00	100.15	0.00	0.00	0.00	92.61	0.00	92.61	
U of T Community Radio	0.00	0.00	3.75	0.00	3.75	0.00	0.00	0.00	3.75	0.00	3.75	0.00	
The Varsity	0.00	0.00	1.90	0.00	1.90	0.00	0.00	0.00	1.87	0.00	1.87	0.00	
Athletics & Recreation	0.00	0.00	157.07	31.41	157.07	31.41	0.00	0.00	154.83	30.97	154.83	30.97	
Hart House	0.00	0.00	80.51	16.11	80.51	16.11	0.00	0.00	79.39	15.89	79.39	15.89	
Student Life Programs & Services	0.00	0.00	142.22	28.45	142.22	28.45	0.00	0.00	133.14	26.63	133.14	26.63	
Total	0.00	0.00	586.48	176.12	586.48	176.12	0.00	0.00	563.22	166.10	545.72	166.10	
Change From Previous Year			+4.1%	+6.0%	+7.5%	+6.0%			+5.4%	+1.9%	+2.1%	+1.9%	
			Fall + Winter: Full-time 1,172.96							Fall + Winter: Full-time 1,108.94			
			Part-time 352.24							Part-time 332.20			

OTHER PROGRAMS

Toronto School of Theology Basic Degree Students	Summer 2014		Fall 2014		Winter 2015		Summer 2013		Fall 2013		Winter 2014		
	Full-time	Part-time	Full-time	Part-time	Full-time	Part-time	Full-time	Part-time	Full-time	Part-time	Full-time	Part-time	
Students' Administrative Council	0.00	0.00	182.53	0.00	182.53	0.00	0.00	0.00	172.74	0.00	172.74	0.00	
Athletics & Recreation	0.00	0.00	157.07	31.41	157.07	31.41	0.00	0.00	154.83	30.97	154.83	30.97	
Hart House	0.00	0.00	80.51	16.11	80.51	16.11	0.00	0.00	79.39	15.89	79.39	15.89	
Student Life Programs & Services	0.00	0.00	123.31	24.66	123.31	24.66	0.00	0.00	123.31	24.66	123.31	24.66	
Total	0.00	0.00	543.42	72.18	543.42	72.18	0.00	0.00	530.27	71.52	530.27	71.52	
Change From Previous Year			+2.5%	+0.9%	+2.5%	+0.9%			+5.5%	+4.3%	+5.5%	+4.3%	
			Fall + Winter: Full-time 1,086.84							Fall + Winter: Full-time 1,060.50			
			Part-time 144.36							Part-time 143.04			

Note: TST students are also charged college incidental fees.

Transitional Year Program	Summer 2014		Fall 2014		Winter 2015		Summer 2013		Fall 2013		Winter 2014		
	Full-time	Part-time	Full-time	Part-time	Full-time	Part-time	0.00	0.00	0.00	0.00	0.00	0.00	
Student Association of the Transitional Year Program	0.00	0.00	15.00	0.00	15.00	0.00	0.00	0.00	15.00	0.00	15.00	0.00	
Students' Administrative Council	0.00	0.00	182.53	0.00	182.53	0.00	0.00	0.00	172.74	0.00	172.74	0.00	
Association of Part-time Undergraduate Students	0.00	0.00	0.00	100.15	0.00	100.15	0.00	0.00	0.00	92.61	0.00	92.61	
U of T Community Radio	0.00	0.00	3.75	0.00	3.75	0.00	0.00	0.00	3.75	0.00	3.75	0.00	
The Varsity	0.00	0.00	1.90	0.00	1.90	0.00	0.00	0.00	1.87	0.00	1.87	0.00	
Athletics & Recreation	0.00	0.00	157.07	31.41	157.07	31.41	0.00	0.00	154.83	30.97	154.83	30.97	
Hart House	0.00	0.00	80.51	16.11	80.51	16.11	0.00	0.00	79.39	15.89	79.39	15.89	
Student Life Programs & Services	0.00	0.00	142.22	28.45	142.22	28.45	0.00	0.00	133.14	26.63	133.14	26.63	
Total	0.00	0.00	582.98	176.12	582.98	176.12	0.00	0.00	560.72	166.10	560.72	166.10	
Change From Previous Year			+4.0%	+6.0%	+4.0%	+6.0%			+5.4%	+1.9%	+5.4%	+1.9%	
			Fall + Winter: Full-time 1,165.96							Fall + Winter: Full-time 1,121.44			
			Part-time 352.24							Part-time 332.20			

Compulsory Non-Academic Incidental Fees

OTHER PROGRAMS (Continued)

Woodsworth College Certificate, Diploma, and Other Programs	Summer 2014		Fall 2014		Winter 2015		Summer 2013		Fall 2013		Winter 2014				
	Full-time	Part-time	Full-time	Part-time	Full-time	Part-time	Full-time	Part-time	Full-time	Part-time	Full-time	Part-time			
Woodsworth College Students' Association	15.00	15.00	7.50	7.50	7.50	7.50	15.00	15.00	7.50	7.50	7.50	7.50			
Students' Administrative Council	41.57	0.00	182.53	0.00	182.53	0.00	40.38	0.00	172.74	0.00	172.74	0.00			
Association of Part-time Undergraduate Students	0.00	18.36	0.00	100.15	0.00	100.15	0.00	18.30	0.00	92.61	0.00	92.61			
Arts & Science Students' Union	9.50	0.00	9.50	0.00	9.50	0.00	9.50	0.00	9.50	0.00	9.50	0.00			
U of T Community Radio	3.75	0.00	3.75	0.00	3.75	0.00	3.75	0.00	3.75	0.00	3.75	0.00			
The Varsity	1.87	0.00	1.90	0.00	1.90	0.00	1.36	0.00	1.87	0.00	1.87	0.00			
Athletics & Recreation	157.07	31.41	157.07	31.41	157.07	31.41	154.83	30.97	154.83	30.97	154.83	30.97			
Hart House	80.51	16.11	80.51	16.11	80.51	16.11	79.39	15.89	79.39	15.89	79.39	15.89			
Student Life Programs & Services	142.22	28.45	142.22	28.45	142.22	28.45	133.14	26.63	133.14	26.63	133.14	26.63			
Total	451.49	109.33	584.98	183.62	584.98	183.62	437.35	106.79	562.72	173.60	562.72	173.60			
Change From Previous Year	+3.2%	+2.4%	+4.0%	+5.8%	+4.0%	+5.8%	+3.9%	+3.0%	+5.4%	+1.8%	+5.4%	+1.8%			
Fall + Winter:							Full-time 1,169.96		Fall + Winter:						
							Part-time 367.24		Full-time 1,125.44						
									Part-time 347.20						

GRADUATE STUDIES

Graduate Studies St. George	Summer 2014		Fall 2014		Winter 2015		Summer 2013		Fall 2013		Winter 2014				
	Full-time	Part-time	Full-time	Part-time	Full-time	Part-time	Full-time	Part-time	Full-time	Part-time	Full-time	Part-time			
Graduate Students' Union	0.00	43.42	250.68	106.52	250.68	106.52	0.00	43.31	244.78	105.90	244.78	105.90			
Athletics & Recreation	0.00	31.41	157.07	31.41	157.07	31.41	0.00	30.97	154.83	30.97	154.83	30.97			
Hart House	0.00	16.11	80.51	16.11	80.51	16.11	0.00	15.89	79.39	15.89	79.39	15.89			
Student Life Programs & Services	0.00	28.45	142.22	28.45	142.22	28.45	0.00	26.63	133.14	26.63	133.14	26.63			
Total	0.00	119.39	630.48	182.49	630.48	182.49	0.00	116.80	612.14	179.39	612.14	179.39			
Change From Previous Year		+2.2%	+3.0%	+1.7%	+3.0%	+1.7%		+3.4%	+4.6%	+5.3%	+4.6%	+5.3%			
Fall + Winter:							Full-time 1,260.96		Fall + Winter:						
							Part-time 364.98		Full-time 1,224.28						
									Part-time 358.78						

Graduate Studies Mississauga	Summer 2014		Fall 2014		Winter 2015		Summer 2013		Fall 2013		Winter 2014				
	Full-time	Part-time	Full-time	Part-time	Full-time	Part-time	Full-time	Part-time	Full-time	Part-time	Full-time	Part-time			
Graduate Students' Union	0.00	43.42	250.68	106.52	250.68	106.52	0.00	43.31	244.78	105.90	244.78	105.90			
Physical Education & Athletics	0.00	33.68	168.39	33.68	168.39	33.68	0.00	32.84	164.20	32.84	164.20	32.84			
Athletics & Recreation	0.00	3.64	18.22	3.64	18.22	3.64	0.00	3.59	17.96	3.59	17.96	3.59			
Hart House	0.00	0.50	2.47	0.50	2.47	0.50	0.00	0.49	2.44	0.49	2.44	0.49			
Health Service	0.00	6.73	33.67	3.73	33.67	6.73	0.00	6.60	33.01	6.60	33.01	6.60			
Student Services	0.00	28.50	142.51	28.50	142.51	28.50	0.00	28.05	139.26	28.05	139.26	28.05			
Summer Shuttle Services	0.00	0.89	4.68	0.89	4.68	0.89	0.00	0.89	4.66	0.89	4.66	0.89			
Mississauga Transit U-Pass	0.00	0.00	85.15	0.00	85.15	0.00	0.00	0.00	78.12	0.00	78.12	0.00			
Mississauga Transit Summer U-Pass	0.00	0.00	52.89	0.00	52.89	0.00	0.00	0.00	48.53	0.00	48.53	0.00			
Total	0.00	117.36	758.66	177.46	758.66	180.46	0.00	115.77	732.96	178.36	732.96	178.36			
Change From Previous Year		+1.4%	+3.5%	-0.5%	+3.5%	+1.2%		+3.5%	+4.8%	+5.3%	+4.8%	+5.3%			
Fall + Winter:							Full-time 1,517.32		Fall + Winter:						
							Part-time 357.92		Full-time 1,465.92						
									Part-time 356.72						

Graduate Studies Scarborough	Summer 2014		Fall 2014		Winter 2015		0.00		0.00		0.00				
	Full-time	Part-time	Full-time	Part-time	Full-time	Part-time	Full-time	Part-time	Full-time	Part-time	Full-time	Part-time			
Graduate Students' Union	0.00	43.42	250.68	106.52	250.68	106.52	0.00	43.31	244.78	105.90	244.78	105.90			
Scarborough College Athletic Fee	0.00	24.94	124.70	24.94	124.70	24.94	0.00	23.20	116.00	23.20	116.00	23.20			
Athletics & Recreation	0.00	3.64	18.22	3.64	18.22	3.64	0.00	3.59	17.96	3.59	17.96	3.59			
Hart House	0.00	0.50	2.47	0.50	2.47	0.50	0.00	0.49	2.44	0.49	2.44	0.49			
Health Service	0.00	12.38	61.90	12.38	61.90	12.38	0.00	11.57	57.85	11.57	57.85	11.57			
Student Services	0.00	32.91	164.55	32.91	164.55	32.91	0.00	31.55	157.77	31.55	157.77	31.55			
Total	0.00	117.79	622.52	180.89	622.52	180.89	0.00	113.71	596.80	176.30	596.80	176.30			
Change From Previous Year		+3.6%	+4.3%	+2.6%	+4.3%	+2.6%		+2.1%	+3.3%	+4.4%	+3.3%	+4.4%			
Fall + Winter:							Full-time 1,245.04		Fall + Winter:						
							Part-time 361.78		Full-time 1,193.60						
									Part-time 352.60						

Graduate Studies: Faculty of Information Masters	Summer 2014		Fall 2014		Winter 2015		Summer 2013		Fall 2013		Winter 2014				
	Full-time	Part-time	Full-time	Part-time	Full-time	Part-time	Full-time	Part-time	Full-time	Part-time	Full-time	Part-time			
Masters of Information Student Council		0.00	12.50	6.25	12.50	6.25		0.00	50.00	25.00	50.00	25.00			
Technology Upgrade Fund	0.00	0.00	50.00	25.00	50.00	25.00	0.00	0.00	50.00	25.00	50.00	25.00			
Graduate Students' Union	0.00	43.42	250.68	106.52	250.68	106.52	0.00	43.31	244.78	105.90	244.78	105.90			
Athletics & Recreation	0.00	31.41	157.07	31.41	157.07	31.41	0.00	30.97	154.83	30.97	154.83	30.97			
Hart House	0.00	16.11	80.51	16.11	80.51	16.11	0.00	15.89	79.39	15.89	79.39	15.89			
Student Life Programs & Services	0.00	28.45	142.22	28.45	142.22	28.45	0.00	26.63	133.14	26.63	133.14	26.63			
Total	0.00	119.39	680.48	207.49	680.48	207.49	0.00	116.80	662.14	204.39	662.14	204.39			
Change From Previous Year		+2.2%	+2.8%	+1.5%	+2.8%	+1.5%		+3.4%	+4.2%	+4.6%	+4.2%	+4.6%			
Fall + Winter:							Full-time 1,360.96		Fall + Winter:						
							Part-time 414.98		Full-time 1,324.28						
									Part-time 408.78						

Graduate Studies: Rotman School of Management MBA (Degree Students)	Summer 2014		Fall 2014		Winter 2015		Summer 2013		Fall 2013		Winter 2014				
	Full-time	Part-time	Full-time	Part-time	Full-time	Part-time	Full-time	Part-time	Full-time	Part-time	Full-time	Part-time			
Graduate Business Council	0.00	20.00	47.50	15.00	47.50	15.00	0.00	20.00	30.00	15.00	30.00	15.00			
Graduate Students' Union	0.00	43.42	250.68	106.52	250.68	106.52	0.00	43.31	244.78	105.90	244.78	105.90			
Athletics & Recreation	0.00	31.41	157.07	31.41	157.07	31.41	0.00	30.97	154.83	30.97	154.83	30.97			
Hart House	0.00	16.11	80.51	16.11	80.51	16.11	0.00	15.89	79.39	15.89	79.39	15.89			
Student Life Programs & Services	0.00	28.45	142.22	28.45	142.22	28.45	0.00	26.63	133.14	26.63	133.14	26.63			
Total	0.00	139.39	677.98	197.49	677.98	197.49	0.00	136.80	642.14	194.39	642.14	194.39			
Change From Previous Year		+1.9%	+5.6%	+1.6%	+5.6%	+1.6%		+2.9%	+4.4%	+4.8%	+4.4%	+4.8%			
Fall + Winter:							Full-time 1,355.96		Fall + Winter:						
							Part-time 394.98		Full-time 1,284.28						
									Part-time 388.78						

Compulsory Non-Academic Incidental Fees

GRADUATE STUDIES (continued)

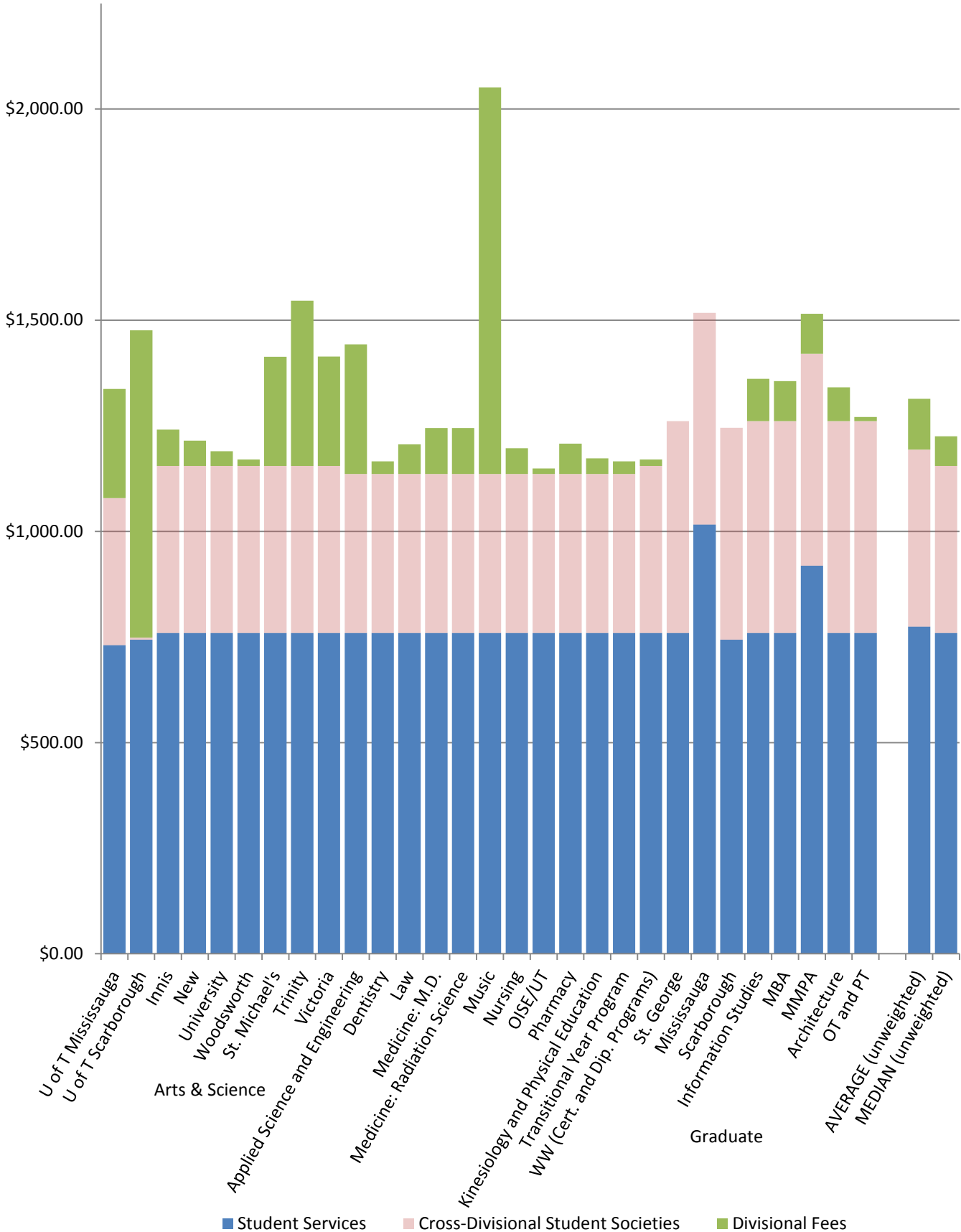
Graduate Studies: Rotman School of Management MBA (Degree Students)	Summer 2014		Fall 2014		Winter 2015		Summer 2013		Fall 2013		Winter 2014	
	Full-time	Part-time	Full-time	Part-time	Full-time	Part-time	Full-time	Part-time	Full-time	Part-time	Full-time	Part-time
Graduate Students' Union	0.00	0.00	250.68	0.00	250.68	0.00	0.00	0.00	244.78	0.00	244.78	0.00
Athletics & Recreation	0.00	0.00	157.07	0.00	157.07	0.00	0.00	0.00	154.83	0.00	154.83	0.00
Hart House	0.00	0.00	80.51	0.00	80.51	0.00	0.00	0.00	79.39	0.00	79.39	0.00
Student Life Programs & Services	0.00	0.00	142.22	0.00	142.22	0.00	0.00	0.00	133.14	0.00	133.14	0.00
Total	0.00	0.00	630.48	0.00	630.48	0.00	0.00	0.00	612.14	0.00	612.14	0.00
Change From Previous Year			+3.0%		+3.0%				+4.6%		+4.6%	
			Fall + Winter:		Full-time	1,260.96			Fall + Winter:		Full-time	1,224.28
					Part-time	0.00					Part-time	0.00

Graduate Studies: Masters of Management and Professional Accounting (Mississauga)	Summer 2013		Fall 2013		Winter 2014		Summer 2013		Fall 2013		Winter 2014	
	Full-time	Part-time	Full-time	Part-time	Full-time	Part-time	Full-time	Part-time	Full-time	Part-time	Full-time	Part-time
Graduate Business Council	0.00	0.00	47.50	15.00	47.50	15.00	0.00	0.00	30.00	15.00	30.00	15.00
Graduate Students' Union	0.00	0.00	250.68	106.52	250.68	106.52	0.00	0.00	244.78	105.90	244.78	105.90
Physical Education & Athletics	0.00	0.00	168.39	33.68	168.39	33.68	0.00	0.00	164.20	32.84	164.20	32.84
Athletics & Recreation	0.00	0.00	18.22	3.64	18.22	3.64	0.00	0.00	17.96	3.59	17.96	3.59
Hart House	0.00	0.00	2.47	0.50	2.47	0.50	0.00	0.00	2.44	0.49	2.44	0.49
Health Service	0.00	0.00	33.67	3.73	33.67	6.73	0.00	0.00	33.01	6.60	33.01	6.60
Student Services	0.00	0.00	142.51	28.50	142.51	28.50	0.00	0.00	139.26	28.05	139.26	28.05
Summer Shuttle Services	0.00	0.00	4.68	0.89	4.68	0.89	0.00	0.00	4.66	0.89	4.66	0.89
Total	0.00	0.00	668.12	192.46	668.12	195.46	0.00	0.00	636.31	193.36	636.31	193.36
Change From Previous Year			+5.0%	-0.5%	+5.0%	+1.1%			+4.4%	+4.9%	+4.4%	+4.9%
			Fall + Winter:		Full-time	1,336.24			Fall + Winter:		Full-time	1,272.62
					Part-time	387.92					Part-time	386.72

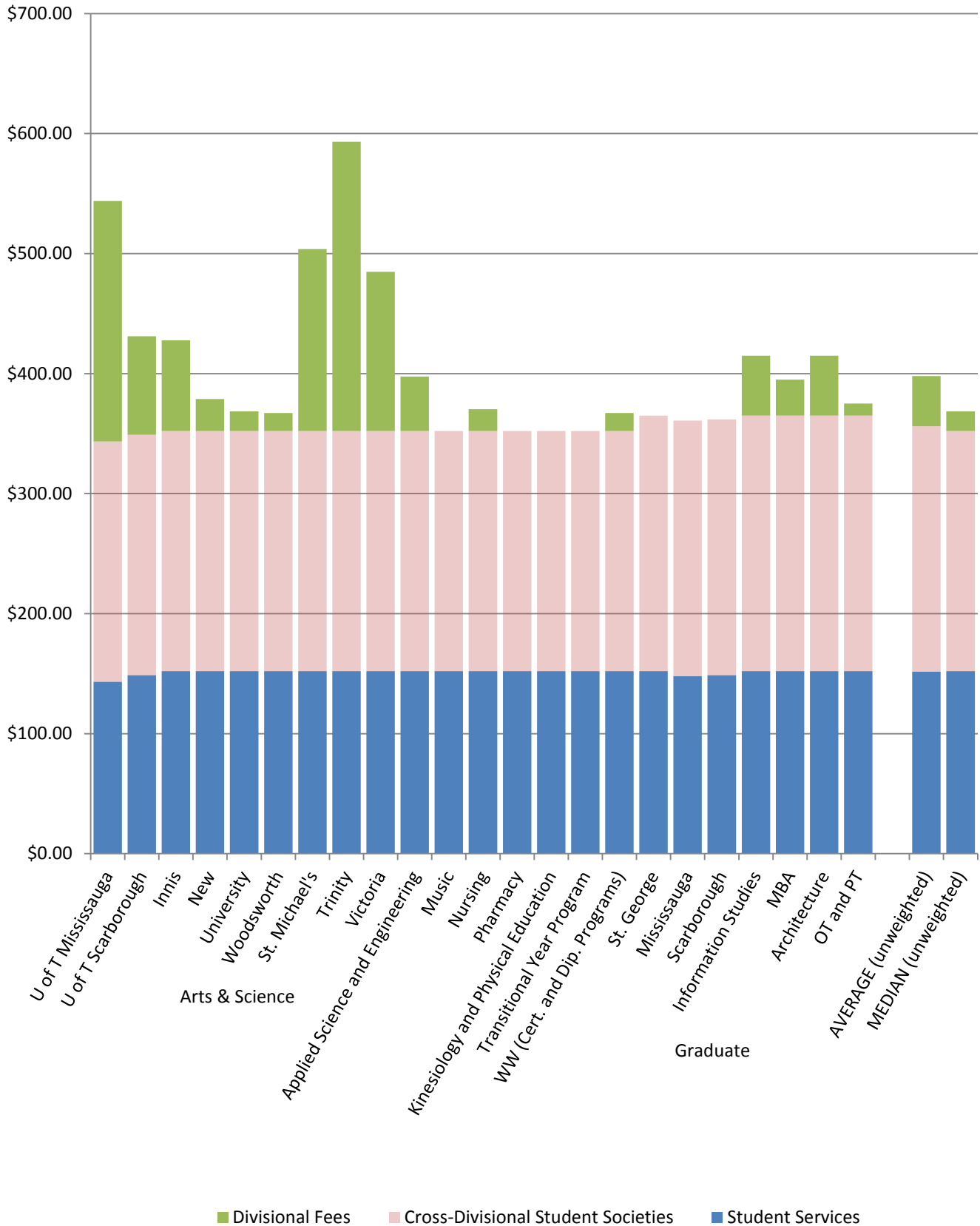
Graduate Studies: Architecture, Landscape & Design	Summer 2014		Fall 2014		Winter 2015		Summer 2013		Fall 2013		Winter 2014	
	Full-time	Part-time	Full-time	Part-time	Full-time	Part-time	Full-time	Part-time	Full-time	Part-time	Full-time	Part-time
Graduate Architecture, Landscape & Design Student Union	0.00	0.00	40.00	25.00	40.00	25.00	0.00	0.00	40.00	25.00	40.00	25.00
Graduate Students' Union	0.00	43.42	250.68	106.52	250.68	106.52	0.00	43.31	244.78	105.90	244.78	105.90
Athletics & Recreation	0.00	31.41	157.07	31.41	157.07	31.41	0.00	30.97	154.83	30.97	154.83	30.97
Hart House	0.00	16.11	80.51	16.11	80.51	16.11	0.00	15.89	79.39	15.89	79.39	15.89
Student Life Programs & Services	0.00	28.45	142.22	28.45	142.22	28.45	0.00	26.63	133.14	26.63	133.14	26.63
Total	0.00	119.39	670.48	207.49	670.48	207.49	0.00	116.80	652.14	204.39	652.14	204.39
Change From Previous Year		+2.2%	+2.8%	+1.5%	+2.8%	+1.5%		+3.4%	+4.3%	+4.6%	+4.3%	+4.6%
			Fall + Winter:		Full-time	1,340.96			Fall + Winter:		Full-time	1,304.28
					Part-time	414.98					Part-time	408.78

Graduate Studies Occupational Therapy and Physical Therapy	Summer 2014		Fall 2014		Winter 2015		Summer 2013		Fall 2013		Winter 2014	
	Full-time	Part-time	Full-time	Part-time	Full-time	Part-time	Full-time	Part-time	Full-time	Part-time	Full-time	Part-time
Occupational Therapy & Physical Therapy Graduate Students Council	0.00	0.00	5.00	5.00	5.00	5.00	0.00	0.00	5.00	5.00	5.00	5.00
Graduate Students' Union	0.00	43.42	250.68	106.52	250.68	106.52	0.00	43.31	244.78	105.90	244.78	105.90
Athletics & Recreation	0.00	31.41	157.07	31.41	157.07	31.41	0.00	30.97	154.83	30.97	154.83	30.97
Hart House	0.00	16.11	80.51	16.11	80.51	16.11	0.00	15.89	79.39	15.89	79.39	15.89
Student Life Programs & Services	0.00	28.45	142.22	28.45	142.22	28.45	0.00	26.63	133.14	26.63	133.14	26.63
Total	0.00	119.39	635.48	187.49	635.48	187.49	0.00	116.80	617.14	184.39	617.14	184.39
Change From Previous Year		+2.2%	+3.0%	+1.7%	+3.0%	+1.7%		+3.4%	+4.6%	+5.1%	+4.6%	+5.1%
			Fall + Winter:		Full-time	1,270.96			Fall + Winter:		Full-time	1,234.28
					Part-time	374.98					Part-time	368.78

Typical Fall/Winter Incidental Fees (Full-time Students)

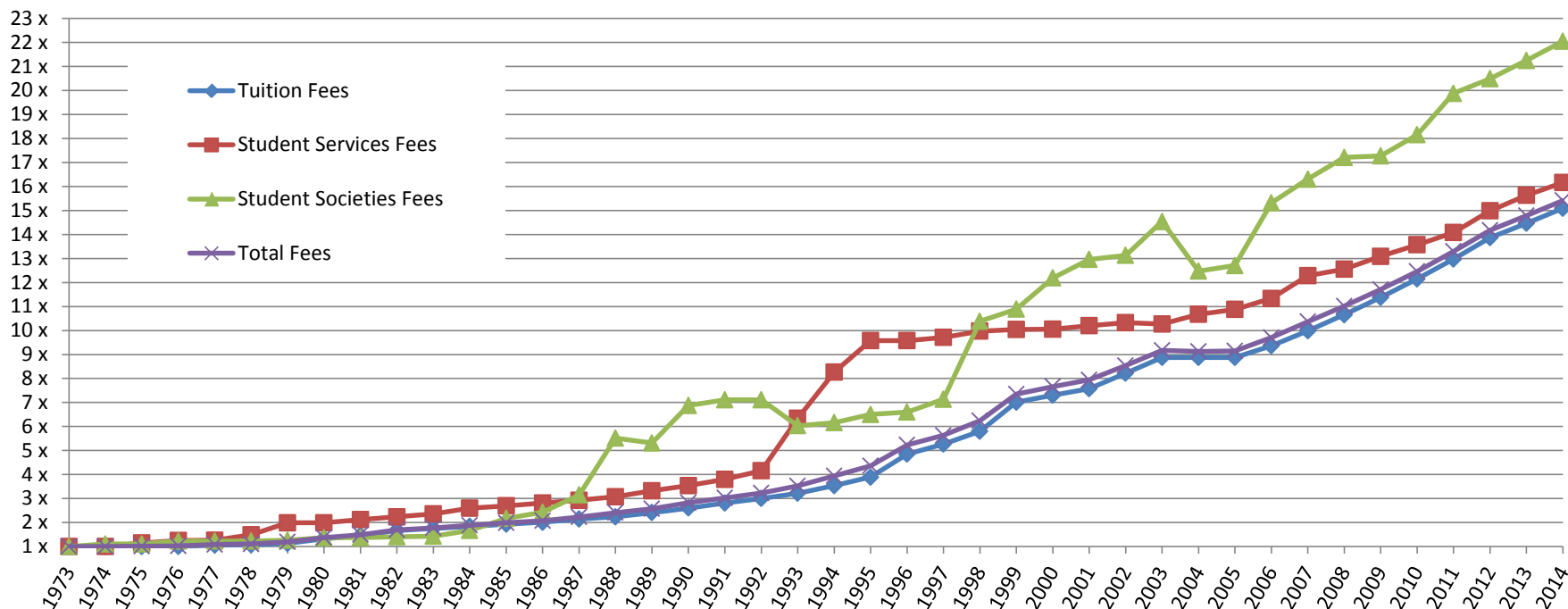


Typical Fall/Winter Incidental Fees (Part-time Students)



Compulsory Non-Academic Incidental Fees

Relative Increases (Fall/Winter Fees)



Note: Prior to 1996-97, tuition is derived from the total academic fees paid by either a full-time Applied Science and Engineering student or a full-time Arts & Science student with a course load of 5.0 FCE. Beginning in 1996-97, tuition is derived from the average paid by a full-time year 1 Applied Science and Engineering student and a full-time Arts & Science student with a course load of 5.0 FCE. Student society fees are derived from the average of the fees charged to University College and Applied Science and Engineering students.

Compulsory Non-Academic Incidental Fees

Schedule 1: Student Society Fees

Student Societies	Summer 2014		Fall 2014		Winter 2015		Summer 2013		Fall 2013		Winter 2014	
	Full-time	Part-time	Full-time	Part-time	Full-time	Part-time	Full-time	Part-time	Full-time	Part-time	Full-time	Part-time
Arts & Science Students' Union Society	9.50		9.50		9.50		9.50		9.50		9.50	
TOTAL	\$9.50	\$0.00	\$9.50	\$0.00	\$9.50	\$0.00	\$9.50	\$0.00	\$9.50	\$0.00	\$9.50	\$0.00
Change From Previous Year	+0.0%		+0.0%		+0.0%		+0.0%		+0.0%		+0.0%	
	\$ -		\$ -		\$ -		\$ -		\$ -		\$ -	
Association of Part-time Undergraduate Students Society		13.65		13.65		13.65		13.65		13.65		13.65
Ontario Public Interest Research Group (refundable)		1.00		0.50		0.50		1.00		0.50		0.50
Canadian Federation of Students (CFS) & CFS-Ontario (cost of living increases permitted without referendum - approved fall 2002)		3.71		3.77		3.77		3.65		3.71		3.71
Accident & Prescription Drug Insurance Plan (including sales tax; refundable; increases up to 10% permitted without referendum - approved spring 1994)				44.83		44.83				40.75		40.75
Dental Plan (including sales tax; refundable; increases up to 10% permitted without referendum - approved spring of 2005)				37.40		37.40				34.00		34.00
TOTAL	\$0.00	\$18.36	\$0.00	\$100.15	\$0.00	\$100.15	\$0.00	\$18.30	\$0.00	\$92.61	\$0.00	\$92.61
Change From Previous Year		+0.3%		+8.1%		+8.1%		+0.4%		+0.1%		+0.1%
		\$ 0.06		\$ 7.54		\$ 7.54		\$ 0.07		\$ 0.06		\$ 0.06
CIUT-FM (University of Toronto Community Radio) - St. George Society	3.75		3.75		3.75		3.75		3.75		3.75	
TOTAL	\$3.75	\$0.00	\$3.75	\$0.00	\$3.75	\$0.00	\$3.75	\$0.00	\$3.75	\$0.00	\$3.75	\$0.00
Change From Previous Year	+0.0%		+0.0%		+0.0%		+0.0%		+0.0%		+0.0%	
	\$ -		\$ -		\$ -		\$ -		\$ -		\$ -	
CIUT-FM (University of Toronto Community Radio) - Mississauga Society	0.50		0.50		0.50		0.50		0.50		0.50	
TOTAL	\$0.50	\$0.00	\$0.50	\$0.00	\$0.50	\$0.00	\$0.50	\$0.00	\$0.50	\$0.00	\$0.50	\$0.00
Change From Previous Year	+0.0%		+0.0%		+0.0%		+0.0%		+0.0%		+0.0%	
	\$ -		\$ -		\$ -		\$ -		\$ -		\$ -	
CIUT-FM (University of Toronto Community Radio) - Scarborough Society	0.50		0.50		0.50		0.50		0.50		0.50	
TOTAL	\$0.50	\$0.00	\$0.50	\$0.00	\$0.50	\$0.00	\$0.50	\$0.00	\$0.50	\$0.00	\$0.50	\$0.00
Change From Previous Year	+0.0%		+0.0%		+0.0%		+0.0%		+0.0%		+0.0%	
	\$ -		\$ -		\$ -		\$ -		\$ -		\$ -	
Dental Students' Society Society (cost of living increases permitted without referendum - approved spring 1994)			15.00		15.00				15.00		15.00	
TOTAL	\$0.00	\$0.00	\$15.00	\$0.00	\$15.00	\$0.00	\$0.00	\$0.00	\$15.00	\$0.00	\$15.00	\$0.00
Change From Previous Year			+0.0%		+0.0%				+0.0%		+0.0%	
			\$ -		\$ -				\$ -		\$ -	
Engineering Society Society (cost of living increases permitted without referendum - approved spring 1991) – See Note 1			24.07	22.62	24.07	22.62			23.71	22.29	23.71	22.29
Engineering Athletic Association			4.50		4.50				4.50		4.50	
Formula SAE Racing Team (through 2014-15; referendum required for continuation)			2.75		2.75				2.75		2.75	
Blue Sky Solar Car Team (through 2014-15; referendum required for continuation)			2.75		2.75				2.75		2.75	
Special Projects Levy (through 2014-15; referendum required for continuation)			62.50		62.50				62.50		62.50	
Human Powered Vehicle Design (through 2014-15; referendum required for continuation)			1.25		1.25				1.25		1.25	
Engineers Without Borders (through 2014-15; referendum required for continuation)			1.25		1.25				1.25		1.25	
Concrete Canoe Team (through 2014-15; referendum required for continuation)			0.90		0.90				0.90		0.90	
Endowment Fund (through 2014-15; referendum required for continuation)			50.00		50.00				50.00		50.00	
Robotics Association (through 2014-15; referendum required for continuation)			1.50		1.50				1.25		1.25	
Skule Night (through 2015-16; referendum required for continuation)			1.95		1.95				1.95		1.95	
TOTAL	\$0.00	\$0.00	\$153.42	\$22.62	\$ 153.42	\$22.62	\$0.00	\$0.00	\$152.81	\$22.29	\$ 152.81	\$22.29
Change From Previous Year			+0.4%	+1.5%	+0.4%	+1.5%			-5.4%	+0.8%	-5.4%	+0.8%
			\$ 0.61	\$ 0.33	\$ 0.61	\$ 0.33			\$ (8.66)	\$ 0.18	\$ (8.66)	\$ 0.18
Fusion Radio (Scarborough Campus Community Radio) Society (cost of living increases permitted without referendum – approved spring 2007)	4.85		4.85		4.85		4.85		4.85		4.85	
TOTAL	\$4.85	\$0.00	\$4.85	\$0.00	\$4.85	\$0.00	\$4.85	\$0.00	\$4.85	\$0.00	\$4.85	\$0.00
Change From Previous Year	+0.0%		+0.0%		+0.0%		(new)		+0.0%		+0.0%	
	\$ -		\$ -		\$ -				\$ -		\$ -	
Graduate Business Council Society (cost of living increases permitted without referendum - approved spring 2006)		20.00	47.50	15.00	47.50	15.00		20.00	30.00	15.00	30.00	15.00
TOTAL	\$0.00	\$20.00	\$47.50	\$15.00	\$47.50	\$15.00	\$0.00	\$20.00	\$30.00	\$15.00	\$30.00	\$15.00
Change From Previous Year		+0.0%	+58.3%	+0.0%	+58.3%	+0.0%		+0.0%	+0.0%	+0.0%	+0.0%	+0.0%
		\$ -	\$ 17.50	\$ -	\$ 17.50	\$ -		\$ -	\$ -	\$ -	\$ -	\$ -
Graduate Architecture, Landscape & Design Student Union Society			40.00	25.00	40.00	25.00			40.00	25.00	40.00	25.00
TOTAL	\$0.00	\$0.00	\$40.00	\$25.00	\$40.00	\$25.00	\$0.00	\$0.00	\$40.00	\$25.00	\$40.00	\$25.00
Change From Previous Year			+0.0%	+0.0%	+0.0%	+0.0%			+0.0%	+0.0%	+0.0%	+0.0%
			\$ -	\$ -	\$ -	\$ -			\$ -	\$ -	\$ -	\$ -

Compulsory Non-Academic Incidental Fees

Student Societies	Summer 2014		Fall 2014		Winter 2015		Summer 2013		Fall 2013		Winter 2014	
	Full-time	Part-time	Full-time	Part-time	Full-time	Part-time	Full-time	Part-time	Full-time	Part-time	Full-time	Part-time
Graduate Students' Union												
Society (cost of living increases permitted without referendum - approved spring 1990)		30.86	30.86	15.43	30.86	15.43	30.86	15.43	30.86	15.43	30.86	15.43
Canadian Federation of Students (CFS) & CFS-Ontario (cost of living increases permitted without referendum - approved spring 1998)		7.81	7.88	3.94	7.88	3.94	7.70	7.81	3.90	7.81	3.90	7.81
Ontario Public Interest Research Group (refundable)		2.50	2.50	1.25	2.50	1.25	2.50	2.50	1.25	2.50	1.25	2.50
Downtown Legal Services (refundable)		1.50	1.50	0.75	1.50	0.75	1.50	1.50	0.75	1.50	0.75	1.50
Women's Centre (refundable)			0.50	0.25	0.50	0.25	0.50	0.50	0.25	0.50	0.25	0.50
Bikechain (refundable)		0.25	0.50	0.25	0.50	0.25	0.25	0.50	0.25	0.50	0.25	0.50
U of T Environmental Resource Network (refundable)			0.25	0.13	0.25	0.13		0.25	0.13	0.25	0.13	0.25
Toronto Sustainable Food Co-operative (refundable)			0.50	0.25	0.50	0.25		0.50	0.25	0.50	0.25	0.50
Supplementary Health Coverage (including administration fee and sales tax; refundable; increases up to health industry index permitted without referendum - current provisions approved spring 1999)			121.92		121.92			116.67		116.67		116.67
Dental Plan (including administration fee and sales tax; refundable; increases up to dental industry index permitted without referendum - current provisions approved spring 2006)			84.27	84.27	84.27	84.27		83.69	83.69	83.69	83.69	83.69
TOTAL	\$0.00	\$43.42	\$250.68	\$106.52	\$250.68	\$106.52	\$0.00	\$43.31	\$244.78	\$105.90	\$244.78	\$105.90
Change From Previous Year		+0.3%	+2.4%	+0.6%	+2.4%	+0.6%	+1.9%	+5.1%	+5.9%	+5.1%	+5.9%	+5.9%
		\$ 0.11	\$ 5.90	\$ 0.62	\$ 5.90	\$ 0.62	\$ 0.82	\$ 11.78	\$ 5.92	\$ 11.78	\$ 5.92	\$ 5.92
Innis College Student Society												
Society (cost of living increases permitted without referendum - approved spring 2000)			27.03	27.03	27.03	27.03		27.03	27.03	27.03	27.03	27.03
Refugee Student Fund			3.50	3.50	3.50	3.50		3.50	3.50	3.50	3.50	3.50
Town Hall			5.00	5.00	5.00	5.00		5.00	5.00	5.00	5.00	5.00
TOTAL	\$0.00	\$0.00	\$35.53	\$35.53	\$35.53	\$35.53	\$0.00	\$0.00	\$35.53	\$35.53	\$35.53	\$35.53
Change From Previous Year			+0.0%	+0.0%	+0.0%	+0.0%		+0.0%	+0.0%	+0.0%	+0.0%	+0.0%
			\$ -	\$ -	\$ -	\$ -		\$ -	\$ -	\$ -	\$ -	\$ -
Innis College Student Society (First Year Students)												
Society (cost of living increases permitted without referendum - approved spring 2000)			27.03	27.03	27.03	27.03		27.03	27.03	27.03	27.03	27.03
Refugee Student Fund			3.50	3.50	3.50	3.50		3.50	3.50	3.50	3.50	3.50
Orientation (cost of living increases permitted without referendum - approved spring 2011)			51.00	51.00	51.00	51.00		51.00	51.00	51.00	51.00	51.00
			5.00	5.00	5.00	5.00		5.00	5.00	5.00	5.00	5.00
TOTAL	\$0.00	\$0.00	\$86.53	\$86.53	\$86.53	\$86.53	\$0.00	\$0.00	\$86.53	\$86.53	\$86.53	\$86.53
Change From Previous Year			+0.0%	+0.0%	+0.0%	+0.0%		+0.0%	+0.0%	+0.0%	+0.0%	+0.0%
			\$ -	\$ -	\$ -	\$ -		\$ -	\$ -	\$ -	\$ -	\$ -
Kinesiology and Physical Education Undergraduate Association												
Society			18.50		18.50			17.50		17.50		17.50
TOTAL	\$0.00	\$0.00	\$18.50	\$0.00	\$18.50	\$0.00	\$0.00	\$17.50	\$0.00	\$17.50	\$0.00	\$0.00
Change From Previous Year			+5.7%		+5.7%			+0.0%		+0.0%		+0.0%
			\$ 1.00		\$ 1.00			\$ -		\$ -		\$ -
Master of Information Student Council												
Society			12.50	6.25	12.50	6.25		12.50	6.25	12.50	6.25	12.50
Technology Upgrade Fund (through 2013-14; referendum required for continuation)			50.00	25.00	50.00	25.00		50.00	25.00	50.00	25.00	50.00
TOTAL	\$0.00	\$0.00	\$62.50	\$31.25	\$62.50	\$31.25	\$0.00	\$0.00	\$62.50	\$31.25	\$62.50	\$31.25
Change From Previous Year			+0.0%	+0.0%	+0.0%	+0.0%		+0.0%	+0.0%	+0.0%	+0.0%	+0.0%
			\$ -	\$ -	\$ -	\$ -		\$ -	\$ -	\$ -	\$ -	\$ -
Master of Management & Professional Accounting Student Council												
Society			30.00		30.00			30.00		30.00		30.00
TOTAL	\$0.00	\$0.00	\$30.00	\$0.00	\$30.00	\$0.00	\$0.00	\$30.00	\$0.00	\$30.00	\$0.00	\$0.00
Change From Previous Year			+0.0%		+0.0%			+0.0%		+0.0%		+0.0%
			\$ -		\$ -			\$ -		\$ -		\$ -
Medical Radiation Sciences Society												
Society			12.50		12.50			12.50		12.50		12.50
TOTAL	\$0.00	\$0.00	\$12.50	\$0.00	\$12.50	\$0.00	\$0.00	\$12.50	\$0.00	\$12.50	\$0.00	\$0.00
Change From Previous Year			+0.0%		+0.0%			+0.0%		+0.0%		+0.0%
			\$ -		\$ -			\$ -		\$ -		\$ -
Medical Society												
Society			44.27		44.27			44.27		44.27		44.27
Canadian Federation of Medical Students			10.00		10.00			10.00		10.00		10.00
TOTAL	\$0.00	\$0.00	\$54.27	\$0.00	\$54.27	\$0.00	\$0.00	\$54.27	\$0.00	\$54.27	\$0.00	\$0.00
Change From Previous Year			+0.0%		+0.0%			+85.4%		+85.4%		+85.4%
			\$ -		\$ -			\$ 25.00		\$ 25.00		\$ 25.00
Museum Studies Graduate Student Association												
Technology Upgrade Fund (through 2014-15; referendum required for continuation)			50.00	25.00	50.00	25.00		50.00	25.00	50.00	25.00	50.00
TOTAL	\$0.00	\$0.00	\$50.00	\$25.00	\$50.00	\$25.00	\$0.00	\$0.00	\$50.00	\$25.00	\$50.00	\$25.00
Change From Previous Year			+0.0%	+0.0%	+0.0%	+0.0%		+0.0%	+0.0%	+0.0%	+0.0%	+0.0%
			\$ -	\$ -	\$ -	\$ -		\$ -	\$ -	\$ -	\$ -	\$ -
Music Undergraduate Society												
Society			7.50		7.50			7.50		7.50		7.50
Special Levy (to be increased to \$450 per session in 2014-15 and to \$600 in 2015-16)			450.00		450.00			300.00		300.00		300.00
TOTAL	\$0.00	\$0.00	\$457.50	\$0.00	\$457.50	\$0.00	\$0.00	\$307.50	\$0.00	\$307.50	\$0.00	\$0.00
Change From Previous Year			+48.8%		+48.8%			+4000.0%		+4000.0%		+4000.0%
			\$ 150.00		\$ 150.00			\$ 300.00		\$ 300.00		\$ 300.00

Compulsory Non-Academic Incidental Fees

Student Societies	Summer 2014		Fall 2014		Winter 2015		Summer 2013		Fall 2013		Winter 2014	
	Full-time	Part-time	Full-time	Part-time	Full-time	Part-time	Full-time	Part-time	Full-time	Part-time	Full-time	Part-time
New College Student Council												
Society			16.00	6.00	16.00	6.00			16.00	6.00	16.00	6.00
Admission Scholarships			1.00	1.00	1.00	1.00			1.00	1.00	1.00	1.00
Capital Levy (established 2013)			3.50	1.50	3.50	1.50			3.50	1.50	3.50	1.50
Computer Levy (established 2013)			9.50	4.75	9.50	4.75			9.50	4.75	9.50	4.75
Computing Facilities and Capital Fund (through 2011-12; referendum required for continuation)			0.00	0.00	0.00	0.00			0.00	0.00	0.00	0.00
TOTAL	\$0.00	\$0.00	\$30.00	\$13.25	\$30.00	\$13.25	\$0.00	\$0.00	\$30.00	\$13.25	\$30.00	\$13.25
Change From Previous Year			+0.0%	+0.0%	+0.0%	+0.0%			+76.5%	+89.3%	+76.5%	+89.3%
			\$ -	\$ -	\$ -	\$ -			\$ 13.00	\$ 6.25	\$ 13.00	\$ 6.25
Nursing Undergraduate Society												
Society (cost of living increases permitted without referendum through 2015 with no single increase exceeding \$2.00 - approved spring 2011)			17.34		17.34				17.34		17.34	
Canadian Nursing Students Association (increasing to \$5.00 per session full-time beginning fall 2012)			5.00	1.00	5.00	1.00			5.00	1.00	5.00	1.00
Registered Nurses Association of Ontario (established by referendum in 2014)			8.00	8.00	8.00	8.00						
TOTAL	\$0.00	\$0.00	\$30.34	\$9.00	\$30.34	\$9.00	\$0.00	\$0.00	\$22.34	\$1.00	\$22.34	\$1.00
Change From Previous Year			+35.8%	+800.0%	+35.8%	+800.0%			+0.0%	+0.0%	+0.0%	+0.0%
			\$ 8.00	\$ 8.00	\$ 8.00	\$ 8.00			\$ -	\$ -	\$ -	\$ -
Occupational Therapy & Physical Therapy Graduate Students Council												
Society			5.00	5.00	5.00	5.00			5.00	5.00	5.00	5.00
TOTAL	\$0.00	\$0.00	\$5.00	\$5.00	\$5.00	\$5.00	\$0.00	\$0.00	\$5.00	\$5.00	\$5.00	\$5.00
Change From Previous Year			+0.0%	+0.0%	+0.0%	+0.0%			+0.0%	+0.0%	+0.0%	+0.0%
			\$ -	\$ -	\$ -	\$ -			\$ -	\$ -	\$ -	\$ -
Scarborough Campus Students' Union												
Society (cost of living increases permitted without referendum - approved fall 2002)	24.59	1.35	24.96	1.55	24.96	1.55	24.39	1.34	24.59	1.35	24.59	1.35
Refugee Student Program (through 2013-14; SCSU Board approval of continuation)	0.75	0.25	0.75	0.25	0.75	0.25	0.75	0.25	0.75	0.25	0.75	0.25
Student Centre (cost of living increases permitted without referendum - approved spring 2001)	36.64	10.98	37.19	11.14	37.19	11.14	36.35	10.89	36.64	10.98	36.64	10.98
Women's Centre (refundable)	1.50		1.50		1.50		1.50		1.50		1.50	
Downtown Legal Services (refundable)	0.50		0.50		0.50		0.50		0.50		0.50	
Orientation (refundable)	0.50		0.50		0.50		0.50		0.50		0.50	
Blue Sky Solar Car Team (refundable)	0.13		0.13		0.13		0.13		0.13		0.13	
Day Care Subsidy (refundable)	0.50		0.50		0.50		0.50		0.50		0.50	
Wheelchair Accessibility Projects	1.00		1.00		1.00		1.00		1.00		1.00	
Refugee Student Fund	0.30		0.30		0.30		0.30		0.30		0.30	
Health Initiatives in Developing Countries (refundable)	0.25		0.25		0.25		0.25		0.25		0.25	
Foster Children Program	0.05		0.05		0.05		0.05		0.05		0.05	
U of T Environmental Resource Network (refundable)	0.25		0.25		0.25		0.25		0.25		0.25	
Canadian Federation of Students (CFS) & CFS-Ontario (cost of living increases permitted without referendum - approved fall 2002)	7.34		7.45		7.45		7.28		7.34		7.34	
Frontier College Students for Literacy - UTSC (refundable; fall and winter only)	0.00	0.00	0.50	0.10	0.50	0.10	0.00	0.00	0.50	0.10	0.50	0.10
UTSC Sports & Recreation Complex Levy (increases up to 4% permitted without referendum - approved spring of 2010; increased to \$140.00 full-time/\$28.00 part-time in summer 2014 through summer 2039)	140.00	28.00	140.00	28.00	140.00	28.00	43.26	8.49	44.99	8.83	44.99	8.83
Accident & Prescription Drug Insurance Plan (including administration fee and sales tax; refundable; increases up to 10% permitted without referendum - current provisions approved spring of 1998)			62.30		62.30				56.64		56.64	
Dental Plan (including administration fee and sales tax; refundable; increases up to 10% permitted without referendum - approved spring of 1998)			73.73		73.73				67.03		67.03	
TOTAL	\$214.30	\$40.58	\$351.86	\$41.04	\$351.86	\$41.04	\$117.01	\$20.97	\$243.46	\$21.51	\$243.46	\$21.51
Change From Previous Year	+83.1%	+93.5%	+44.5%	+90.8%	+44.5%	+90.8%	+2.6%	+2.0%	+5.9%	+2.1%	+5.9%	+2.1%
	\$ 97.29	\$ 19.61	\$ 108.40	\$ 19.53	\$ 108.40	\$ 19.53	\$ 2.99	\$ 0.41	\$ 13.52	\$ 0.44	\$ 13.52	\$ 0.44
Scarborough College Athletic Association												
Society			3.50		3.50				3.50		3.50	
TOTAL	\$0.00	\$0.00	\$3.50	\$0.00	\$3.50	\$0.00	\$0.00	\$0.00	\$3.50	\$0.00	\$3.50	\$0.00
Change From Previous Year			+0.0%		+0.0%				+0.0%		+0.0%	
			\$ -		\$ -				\$ -		\$ -	
Student Teachers' Union												
Society			6.50		6.50				6.50		6.50	
Teacher Employment Preparation Centre			0.00		0.00				0.00		0.00	
TOTAL	\$0.00	\$0.00	\$6.50	\$0.00	\$6.50	\$0.00	\$0.00	\$0.00	\$6.50	\$0.00	\$6.50	\$0.00
Change From Previous Year			+0.0%		+0.0%				+0.0%		+0.0%	
			\$ -		\$ -				\$ -		\$ -	
Students' Law Society (All Except First Year J.D. Students)												
Society			20.00		20.00				20.00		20.00	
Public Interest Advocacy Summer Employment Program (refundable)			15.00		15.00				15.00		15.00	
TOTAL	\$0.00	\$0.00	\$35.00	\$0.00	\$35.00	\$0.00	\$0.00	\$0.00	\$35.00	\$0.00	\$35.00	\$0.00
Change From Previous Year			+0.0%		+0.0%				+0.0%		+0.0%	
			\$ -		\$ -				\$ -		\$ -	
Students' Law Society (First Year J.D. Students)												
Society			20.00		20.00				20.00		20.00	
Public Interest Advocacy Summer Employment Program (refundable)			15.00		15.00				15.00		15.00	
Orientation			25.00		25.00				25.00		25.00	
TOTAL	\$0.00	\$0.00	\$60.00	\$0.00	\$60.00	\$0.00	\$0.00	\$0.00	\$60.00	\$0.00	\$60.00	\$0.00
Change From Previous Year			+0.0%		+0.0%				+0.0%		+0.0%	
			\$ -		\$ -				\$ -		\$ -	

Compulsory Non-Academic Incidental Fees

Student Societies	Summer 2014		Fall 2014		Winter 2015		Summer 2013		Fall 2013		Winter 2014	
	Full-time	Part-time	Full-time	Part-time	Full-time	Part-time	Full-time	Part-time	Full-time	Part-time	Full-time	Part-time
Student Association of the Transitional Year Program												
Society			15.00		15.00				15.00		15.00	
TOTAL	\$0.00	\$0.00	\$15.00	\$0.00	\$15.00	\$0.00	\$0.00	\$0.00	\$15.00	\$0.00	\$15.00	\$0.00
Change From Previous Year			+0.0%		+0.0%				+0.0%		+0.0%	
			\$ -		\$ -				\$ -		\$ -	
The Medium												
Society			3.63	1.21	3.63	1.21			3.63	1.21	3.63	1.21
TOTAL	\$0.00	\$0.00	\$3.63	\$1.21	\$3.63	\$1.21	\$0.00	\$0.00	\$3.63	\$1.21	\$3.63	\$1.21
Change From Previous Year			+0.0%	+0.0%	+0.0%	+0.0%			+0.0%	+0.0%	+0.0%	+0.0%
			\$ -	\$ -	\$ -	\$ -			\$ -	\$ -	\$ -	\$ -
The Underground (Scarborough College Students' Press)												
Society			3.50		3.50				3.50		3.50	
TOTAL	\$0.00	\$0.00	\$3.50	\$0.00	\$3.50	\$0.00	\$0.00	\$0.00	\$3.50	\$0.00	\$3.50	\$0.00
Change From Previous Year			+0.0%		+0.0%				+0.0%		+0.0%	
			\$ -		\$ -				\$ -		\$ -	
U of T at Mississauga Athletics Council												
Society	2.77	2.77	4.30	1.39	4.30	1.39	2.77	2.77	4.30	1.39	4.30	1.39
TOTAL	\$2.77	\$2.77	\$4.30	\$1.39	\$4.30	\$1.39	\$2.77	\$2.77	\$4.30	\$1.39	\$4.30	\$1.39
Change From Previous Year	+0.0%	+0.0%	+0.0%	+0.0%	+0.0%	+0.0%	+0.0%	+0.0%	+0.0%	+0.0%	+0.0%	+0.0%
	\$ -	\$ -	\$ -	\$ -	\$ -	\$ -	\$ -	\$ -	\$ -	\$ -	\$ -	\$ -
U of T Mississauga Students' Union (Erindale College Student Union)												
Society (cost of living increases permitted without referendum - approved spring 2006)	13.65	1.00	13.85	1.02	13.85	1.02	13.54		13.65	1.00	13.65	1.00
Student Centre Levy	12.50	3.75	12.50	3.75	12.50	3.75	12.50		12.50	3.75	12.50	3.75
On Campus First Aid Emergency Response (cost of living increases permitted without referendum - approved spring 2011)	0.51	0.51	0.52	0.52	0.52	0.52	0.51		0.51	0.51	0.51	0.51
Blind Duck Pub (refundable)	3.25	3.25	3.25	3.25	3.25	3.25	3.25		3.25	3.25	3.25	3.25
Club Funding and Resources	1.26	1.26	1.26	1.26	1.26	1.26	1.26		1.26	1.26	1.26	1.26
Mississauga Transit Upass (different amount for summer compared to fall and winter; increases up to 9% permitted without referendum - current provisions approved fall of 2010)	112.02	112.02	85.15	85.15	85.15	85.15	102.77		78.12	78.12	78.12	78.12
Academic Societies (cost of living increases permitted without referendum - approved spring 2007)	0.98	0.98	1.00	1.00	1.00	1.00	0.98		0.99	0.99	0.99	0.99
Food Bank (cost of living increases permitted without referendum - approved spring 2009)			0.55	0.55	0.55	0.55			0.54	0.54	0.54	0.54
Student Refugee Program (cost of living increases permitted without referendum - approved spring 2009)			1.08	1.08	1.08	1.08			1.07	1.07	1.07	1.07
TOTAL	\$144.17	\$122.77	\$119.16	\$97.58	\$119.16	\$97.58	\$134.81	\$0.00	\$111.89	\$90.49	\$111.89	\$90.49
Change From Previous Year	+6.9%	(new)	+6.5%	+7.8%	+6.5%	+7.8%	+7.0%		+6.2%	(new)	+6.2%	(new)
	\$ 9.36		\$ 7.27	\$ 7.09	\$ 7.27	\$ 7.09	\$ 8.78		\$ 6.58		\$ 6.58	
Note: Beginning in Fall 2013, Mississauga Academy of Medicine Students also pay \$51.38 in both the fall and winter sessions for summer UPass.												
Undergraduate Pharmacy Society												
Society (cost of living increases permitted without referendum - approved spring 1991)			20.00		20.00				20.00		20.00	
Canadian Association of Pharmacy Students and Interns			7.50		7.50				7.50		7.50	
Graduation Events			8.50		8.50				8.50		8.50	
TOTAL	\$0.00	\$0.00	\$36.00	\$0.00	\$36.00	\$0.00	\$0.00	\$0.00	\$36.00	\$0.00	\$36.00	\$0.00
Change From Previous Year			+0.0%		+0.0%				+0.0%		+0.0%	
			\$ -		\$ -				\$ -		\$ -	
University College Literary & Athletic Society												
Society (cost of living increases permitted without referendum - approved spring 2006)			10.85	3.64	10.85	3.64			10.85	3.64	10.85	3.64
Refugee Sponsorship Program			1.88	1.88	1.88	1.88			1.88	1.88	1.88	1.88
Special Fund (Capital Fund)			0.50	0.50	0.50	0.50			0.50	0.50	0.50	0.50
The Gargoyle			1.50	1.50	1.50	1.50			1.50	1.50	1.50	1.50
U.C. Review			0.88		0.88				0.88		0.88	
Association of College Program Unions - University College (refundable)			0.66		0.66				0.66		0.66	
Contact U.C.			0.50		0.50				0.50		0.50	
Charity Fund			0.13		0.13				0.13		0.13	
UC Follies Theatre Troupe (est. by referenda 2013)			0.50	0.50	0.50	0.50			0.50	0.50	0.50	0.50
U.C. WUSC Committee			0.13	0.13	0.13	0.13			0.13	0.13	0.13	0.13
TOTAL	\$0.00	\$0.00	\$17.53	\$8.15	\$17.53	\$8.15	\$0.00	\$0.00	\$17.53	\$8.15	\$17.53	\$8.15
Change From Previous Year			+0.0%	+0.0%	+0.0%	+0.0%			+3.5%	+7.0%	+3.5%	+7.0%
			\$ -	\$ -	\$ -	\$ -			\$ 0.59	\$ 0.53	\$ 0.59	\$ 0.53

Compulsory Non-Academic Incidental Fees

Student Societies	Summer 2014		Fall 2014		Winter 2015		Summer 2013		Fall 2013		Winter 2014	
	Full-time	Part-time	Full-time	Part-time	Full-time	Part-time	Full-time	Part-time	Full-time	Part-time	Full-time	Part-time
University of Toronto Students' Union (Students' Administrative Council) - St. George Campus												
Society (cost of living increases permitted without referendum - approved spring 1991)	17.48		17.74		17.74		17.34		17.48		17.48	
Women's Centre (refundable)	1.50		1.50		1.50		1.50		1.50		1.50	
Sexual Education & Peer Counselling Centre (refundable)												
Downtown Legal Services (refundable)	0.25		0.25		0.25		0.25		0.25		0.25	
Ontario Public Interest Research Group (refundable)	1.50		1.50		1.50		1.50		1.50		1.50	
Orientation (refundable)	0.50		0.50		0.50		0.50		0.50		0.50	
Blue Sky Solar Racing Car Team (refundable)	0.50		0.50		0.50		0.50		0.50		0.50	
Day Care Subsidy (refundable)	0.13		0.13		0.13		0.13		0.13		0.13	
Wheelchair Accessibility Projects	0.50		0.50		0.50		0.50		0.50		0.50	
Student Refugee Program (cost of living increases permitted without referendum - approved spring 2007)	1.00		1.00		1.00		1.00		1.00		1.00	
Health Initiatives in Developing Countries (refundable)	0.67		0.68		0.68		0.66		0.67		0.67	
Foster Children Program	0.25		0.25		0.25		0.25		0.25		0.25	
U of T Environmental Resource Network (refundable)	0.05		0.05		0.05		0.05		0.05		0.05	
Bike Chain (formerly BikeShare) (refundable)	0.50		0.50		0.50		0.50		0.50		0.50	
Students for Barrier Free Access (refundable)	0.50		0.50		0.50		0.50		0.50		0.50	
Cinema Studies Students' Union (refundable)	1.00		1.00		1.00		1.00		1.00		1.00	
Canadian Federation of Students (CFS) & CFS-Ontario (cost of living increases permitted without referendum - approved fall 2002)	0.25		0.25		0.25		0.25		0.25		0.25	
Radical Roots (refundable)	7.39		7.50		7.50		7.28		7.39		7.39	
Student Commons (increasing to \$20.75 beginning in the session in which the Student Commons opens and continuing for a maximum of 25 years; increases up to 10% permitted without referendum - approved fall 2007)	0.15		0.15		0.15		0.15		0.15		0.15	
Accident & Prescription Drug Insurance Plan (including administration fee and sales tax; refundable; increases up to 10% permitted without referendum - current provisions approved spring of 1998)	7.45		8.20		8.20		6.77		7.45		7.45	
Dental Plan (including administration fee and sales tax; refundable; increases up to 10% permitted without referendum - approved spring of 1998)			73.56		73.55				69.00		69.00	
			66.27		66.28				62.17		62.17	
TOTAL	\$41.57	\$0.00	\$182.53	\$0.00	\$182.53	\$0.00	\$40.38	\$0.00	\$172.74	\$0.00	\$172.74	\$0.00
Change From Previous Year	+2.9%		+5.7%		+5.7%		+2.8%		+8.2%		+8.2%	
	\$ 1.19		\$ 9.79		\$ 9.79		\$ 1.11		\$ 13.11		\$ 13.11	
University of Toronto Students' Union (Students' Administrative Council) - Mississauga												
Society (cost of living increases permitted without referendum - approved spring 1991)	17.48		17.74		17.74		17.34		17.48		17.48	
Women's Centre (refundable)	0.50		0.50		0.50		0.50		0.50		0.50	
UTM Sexual Education Centre (refundable)	1.00		1.00		1.00		1.00		1.00		1.00	
UTM Women's Centre (refundable)	1.00		1.00		1.00		1.00		1.00		1.00	
Downtown Legal Services (refundable)	0.50		0.50		0.50		0.50		0.50		0.50	
Orientation (refundable)	0.50		0.50		0.50		0.50		0.50		0.50	
Blue Sky Solar Racing Car Team (refundable)	0.13		0.13		0.13		0.13		0.13		0.13	
Day Care Subsidy (refundable)	0.50		0.50		0.50		0.50		0.50		0.50	
Wheelchair Accessibility Projects	1.00		1.00		1.00		1.00		1.00		1.00	
Student Refugee Program (cost of living increases permitted without referendum - approved spring 2007)	0.67		0.68		0.68		0.66		0.67		0.67	
Health Initiatives in Developing Countries (refundable)	0.25		0.25		0.25		0.25		0.25		0.25	
Foster Children Program	0.05		0.05		0.05		0.05		0.05		0.05	
U of T Environmental Resource Network (refundable)	0.50		0.50		0.50		0.50		0.50		0.50	
Canadian Federation of Students (CFS) & CFS-Ontario (cost of living increases permitted without referendum - approved fall 2002)	7.39		7.50		7.50		7.28		7.39		7.39	
Radical Roots (refundable)	0.15		0.15		0.15		0.15		0.15		0.15	
Accident & Prescription Drug Insurance Plan (including administration fee and sales tax; refundable; increases up to 10% permitted without referendum - current provisions approved spring of 1998)			73.56		73.55				69.00		69.00	
Dental Plan (including administration fee and sales tax; refundable; increases up to 10% permitted without referendum - approved spring of 1998)			66.27		66.28				62.17		62.17	
TOTAL	\$31.62	\$0.00	\$171.83	\$0.00	\$171.83	\$0.00	\$31.36	\$0.00	\$162.79	\$0.00	\$162.79	\$0.00
Change From Previous Year	+0.8%		+5.6%		+5.6%		+1.6%		+8.1%		+8.1%	
	\$ 0.26		\$ 9.04		\$ 9.04		\$ 0.49		\$ 12.18		\$ 12.18	
Varsity Publications Inc.												
Society (cost of living increases permitted without referendum - approved spring 2007)	1.87		1.90		1.90		1.36		1.87		1.87	
TOTAL	\$1.87	\$0.00	\$1.90	\$0.00	\$1.90	\$0.00	\$1.36	\$0.00	\$1.87	\$0.00	\$1.87	\$0.00
Change From Previous Year	+37.5%		+1.6%		+1.6%		+2.3%		+37.5%		+37.5%	
	\$ 0.51		\$ 0.03		\$ 0.03		\$ 0.03		\$ 0.51		\$ 0.51	
VIBE - Radio Erindale												
Society	2.00		2.00		2.00		2.00		2.00		2.00	
TOTAL	\$2.00	\$0.00	\$2.00	\$0.00	\$2.00	\$0.00	\$2.00	\$0.00	\$2.00	\$0.00	\$2.00	\$0.00
Change From Previous Year	+0.0%		+0.0%		+0.0%		+0.0%		+0.0%		+0.0%	
	\$ -		\$ -		\$ -		\$ -		\$ -		\$ -	
Woodsworth College Students' Association												
Society	15.00	15.00	7.50	7.50	7.50	7.50	15.00	15.00	7.50	7.50	7.50	7.50
TOTAL	\$15.00	\$15.00	\$7.50	\$7.50	\$7.50	\$7.50	\$15.00	\$15.00	\$7.50	\$7.50	\$7.50	\$7.50
Change From Previous Year	+0.0%	+0.0%	+0.0%	+0.0%	+0.0%	+0.0%	+0.0%	+0.0%	+0.0%	+0.0%	+0.0%	+0.0%
	\$ -	\$ -	\$ -	\$ -	\$ -	\$ -	\$ -	\$ -	\$ -	\$ -	\$ -	\$ -

Notes:

- 1) Applied Science & Engineering (APSC) students engaged in the Professional Experience Year (PEY) program are charged the part-time student fee.

Compulsory Non-Academic Incidental Fees

Student Societies	Summer 2014		Fall 2014		Winter 2015		Summer 2013		Fall 2013		Winter 2014	
	Full-time	Part-time	Full-time	Part-time	Full-time	Part-time	Full-time	Part-time	Full-time	Part-time	Full-time	Part-time
Residence Councils	Summer 2014		Fall 2014		Winter 2015		Summer 2013		Fall 2013		Winter 2014	
89 Chestnut Residence Council												
Society (cost of living increases permitted without referendum - approved spring 2004)			9.61		9.61				9.47		9.47	
TOTAL	\$0.00		\$9.61		\$9.61		\$0.00		\$9.47		\$9.47	
Change From Previous Year			+1.5%		+1.5%				+0.0%		+0.0%	
			+0.14		+0.14				+0.0%		+0.0%	
Innis Residence Council												
Society			30.00		30.00				30.00		30.00	
TOTAL	\$0.00		\$30.00		\$30.00		\$0.00		\$30.00		\$30.00	
Change From Previous Year			+0.0%		+0.0%				+50.0%		+50.0%	
			+0.00		+0.00				+10.00		+10.00	
Graduate House Council												
Society (annual fee is pro-rated by term of residency)	11.68		11.68		11.68		11.68		11.68		11.68	
TOTAL	\$11.68		\$11.68		\$11.68		\$11.68		\$11.68		\$11.68	
Change From Previous Year	+0.0%		+0.0%		+0.0%		+0.0%		+0.0%		+0.0%	
	+0.00		+0.00		+0.00		+0.00		+0.00		+0.00	
New College Residence Council												
Society			10.00		10.00				10.00		10.00	
TOTAL	\$0.00		\$10.00		\$10.00		\$0.00		\$10.00		\$10.00	
Change From Previous Year			+0.0%		+0.0%				+0.0%		+0.0%	
			+0.00		+0.00				+0.00		+0.00	
U of T at Mississauga Residence Council												
Society			11.00		11.00				10.00		10.00	
TOTAL	\$0.00		\$11.00		\$11.00		\$0.00		\$10.00		\$10.00	
Change From Previous Year			+10.0%		+10.0%				+0.0%		+0.0%	
			+1.00		+1.00				+0.00		+0.00	
U of T at Scarborough Student Residence Council												
Society			15.00		15.00				15.00		15.00	
TOTAL	\$0.00		\$15.00		\$15.00		\$0.00		\$15.00		\$15.00	
Change From Previous Year			+0.0%		+0.0%				+0.0%		+0.0%	
			+0.00		+0.00				+0.00		+0.00	
University College Residence Council												
Society			7.50		7.50				7.50		7.50	
TOTAL	\$0.00		\$7.50		\$7.50		\$0.00		\$7.50		\$7.50	
Change From Previous Year			+0.0%		+0.0%				+0.0%		+0.0%	
			+0.00		+0.00				+0.00		+0.00	
Woodsworth College Residence Council												
Society			10.00		10.00				10.00		10.00	
TOTAL	\$0.00		\$10.00		\$10.00		\$0.00		\$10.00		\$10.00	
Change From Previous Year			+0.0%		+0.0%				+0.0%		+0.0%	
			+0.00		+0.00				+0.00		+0.00	

Compulsory Non-Academic Incidental Fees

Schedule 2: Campus Services Fees

Campus Services Fees	Summer 2014		Fall 2014		Winter 2015		Summer 2013		Fall 2013		Winter 2014	
	Full-time	Part-time	Full-time	Part-time	Full-time	Part-time	Full-time	Part-time	Full-time	Part-time	Full-time	Part-time
St. George Campus - Undergraduate and Graduate Students												
Athletics & Recreation	157.07	31.41	157.07	31.41	157.07	31.41	154.83	30.97	154.83	30.97	154.83	30.97
Hart House	80.51	16.11	80.51	16.11	80.51	16.11	79.39	15.89	79.39	15.89	79.39	15.89
Student Life Programs and Services	142.22	28.45	142.22	28.45	142.22	28.45	133.14	26.63	133.14	26.63	133.14	26.63
TOTAL	\$379.80	\$75.97	\$379.80	\$75.97	\$379.80	\$75.97	\$367.36	\$73.49	\$367.36	\$73.49	\$367.36	\$73.49
Change From Previous Year	+3.4%	+3.4%	+3.4%	+3.4%	+3.4%	+3.4%	+4.3%	+4.3%	+4.3%	+4.3%	+4.3%	+4.3%
	+12.44	+2.48	+12.44	+2.48	+12.44	+2.48	+15.10	+3.03	+15.10	+3.03	+15.10	+3.03
University of Toronto Mississauga - Undergraduate Students												
Physical Education and Athletics	168.39	33.68	168.39	33.68	168.39	33.68	164.20	32.84	164.20	32.84	164.20	32.84
Athletics & Recreation	18.22	3.64	18.22	3.64	18.22	3.64	17.96	3.59	17.96	3.59	17.96	3.59
Hart House	2.47	0.50	2.47	0.50	2.47	0.50	2.44	0.49	2.44	0.49	2.44	0.49
Health Service Fee	33.67	6.73	33.67	6.73	33.67	6.73	33.01	6.60	33.01	6.60	33.01	6.60
Student Services Fee	142.51	28.50	142.51	28.50	142.51	28.50	139.26	28.05	139.26	28.05	139.26	28.05
TOTAL	\$365.26	\$73.05	\$365.26	\$70.05	\$365.26	\$73.05	\$356.87	\$71.57	\$356.87	\$71.57	\$356.87	\$71.57
Change From Previous Year	+2.4%	+2.1%	+2.4%	-2.1%	+2.4%	+2.1%	+4.3%	+4.5%	+4.3%	+4.5%	+4.3%	+4.5%
	+8.39	+1.48	+8.39	-1.52	+8.39	+1.48	+14.57	+3.11	+14.57	+3.11	+14.57	+3.11
University of Toronto Mississauga - Graduate Students												
Physical Education and Athletics (UTM)	168.39	33.68	168.39	33.68	168.39	33.68	164.20	32.84	164.20	32.84	164.20	32.84
Athletics & Recreation	18.22	3.64	18.22	3.64	18.22	3.64	17.96	3.59	17.96	3.59	17.96	3.59
Hart House	2.47	0.50	2.47	0.50	2.47	0.50	2.44	0.49	2.44	0.49	2.44	0.49
Health Service Fee	33.67	6.73	33.67	6.73	33.67	6.73	33.01	6.60	33.01	6.60	33.01	6.60
Student Services Fee	142.51	28.50	142.51	28.50	142.51	28.50	139.26	28.05	139.26	28.05	139.26	28.05
Summer Shuttle Services	0.00	0.00	4.68	0.89	4.68	0.89	0.00	0.00	4.66	0.89	4.66	0.89
Mississauga Transit U-Pass (See Note 1)	0.00	0.00	85.15	0.00	85.15	0.00	0.00	0.00	78.12	0.00	78.12	0.00
Mississauga Transit Summer U-Pass (See Note 1)	0.00	0.00	52.89	0.00	52.89	0.00	0.00	0.00	48.53	0.00	48.53	0.00
TOTAL	\$365.26	\$73.05	\$507.98	\$73.94	\$507.98	\$73.94	\$356.87	\$71.57	\$488.18	\$72.46	\$488.18	\$72.46
Change From Previous Year	+2.4%	+2.1%	+4.1%	+2.0%	+4.1%	+2.0%	+4.3%	+4.5%	+4.7%	+4.5%	+4.7%	+4.5%
	+8.39	+1.48	+19.80	+1.48	+19.80	+1.48	+14.57	+3.11	+21.75	+3.11	+21.75	+3.11
University of Toronto Mississauga - Undergraduate Students												
Physical Education and Athletics (UTM)	168.39	33.68	168.39	33.68	168.39	33.68	164.20	32.84	164.20	32.84	164.20	32.84
Athletics & Recreation	18.22	3.64	18.22	3.64	18.22	3.64	17.40	3.48	17.40	3.48	17.40	3.48
Hart House	2.47	0.50	2.47	0.50	2.47	0.50	2.32	0.47	2.32	0.47	2.32	0.47
Health Service Fee	33.67	6.73	33.67	6.73	33.67	6.73	33.01	6.60	33.01	6.60	33.01	6.60
Student Services Fee	142.51	28.50	142.51	28.50	142.51	28.50	139.26	28.05	139.26	28.05	139.26	28.05
Summer Shuttle Services	0.00	0.00	4.68	0.89	4.68	0.89	0.00	0.00	4.66	0.89	4.66	0.89
TOTAL	\$365.26	\$73.05	\$369.94	\$73.94	\$369.94	\$73.94	\$356.19	\$71.44	\$360.85	\$72.33	\$360.85	\$72.33
Change From Previous Year	+2.5%	+2.3%	+2.5%	+2.2%	+2.5%	+2.2%	+4.1%	+4.4%	+4.1%	+4.3%	+4.1%	+4.3%
	+9.07	+1.61	+9.09	+1.61	+9.09	+1.61	+13.89	+2.98	+14.10	+2.98	+14.10	+2.98
University of Toronto Scarborough - Undergraduate Students												
Physical Education & Athletics (UTSC)	124.70	24.94	124.70	24.94	124.70	24.94	116.00	23.20	116.00	23.20	116.00	23.20
Athletics & Recreation	18.22	3.64	18.22	3.64	18.22	3.64	17.96	3.59	17.96	3.59	17.96	3.59
Hart House	2.47	0.50	2.47	0.50	2.47	0.50	2.44	0.49	2.44	0.49	2.44	0.49
Health & Wellness Fee	61.90	12.38	61.90	12.38	61.90	12.38	57.85	11.57	57.85	11.57	57.85	11.57
Student Services Fee	164.55	32.91	164.55	32.91	164.55	32.91	157.77	31.55	157.77	31.55	157.77	31.55
TOTAL	\$371.84	\$74.37	\$371.84	\$74.37	\$371.84	\$74.37	\$352.02	\$70.40	\$352.02	\$70.40	\$352.02	\$70.40
Change From Previous Year	+5.6%	+5.6%	+5.6%	+5.6%	+5.6%	+5.6%	+2.2%	+2.2%	+2.2%	+2.2%	+2.2%	+2.2%
	+19.82	+3.97	+19.82	+3.97	+19.82	+3.97	+7.53	+1.50	+7.53	+1.50	+7.53	+1.50
University of Toronto Scarborough - Graduate Students												
Physical Education & Athletics (UTSC)	124.70	24.94	124.70	24.94	124.70	24.94	116.00	23.20	116.00	23.20	116.00	23.20
Athletics & Recreation	18.22	3.64	18.22	3.64	18.22	3.64	17.96	3.59	17.96	3.59	17.96	3.59
Hart House	2.47	0.50	2.47	0.50	2.47	0.50	2.44	0.49	2.44	0.49	2.44	0.49
Health & Wellness Fee	61.90	12.38	61.90	12.38	61.90	12.38	57.85	11.57	57.85	11.57	57.85	11.57
Student Services Fee	164.55	32.91	164.55	32.91	164.55	32.91	157.77	31.55	157.77	31.55	157.77	31.55
TOTAL	\$371.84	\$74.37	\$371.84	\$74.37	\$371.84	\$74.37	\$352.02	\$70.40	\$352.02	\$70.40	\$352.02	\$70.40
Change From Previous Year	+5.6%	+5.6%	+5.6%	+5.6%	+5.6%	+5.6%	+2.2%	+2.2%	+2.2%	+2.2%	+2.2%	+2.2%
	+19.82	+3.97	+19.82	+3.97	+19.82	+3.97	+7.53	+1.50	+7.53	+1.50	+7.53	+1.50
Divisional Services Fees												
	Summer 2014		Fall 2014		Winter 2015		Summer 2013		Fall 2013		Winter 2014	
	Full-time	Part-time	Full-time	Part-time	Full-time	Part-time	Full-time	Part-time	Full-time	Part-time	Full-time	Part-time
Innis College												
Innis College Student Services Fee	\$7.50	\$2.25	\$7.50	\$2.25	\$7.50	\$2.25	\$7.50	\$2.25	\$7.50	\$2.25	\$7.50	\$2.25
Change From Previous Year	+0.0%	+0.0%	+0.0%	+0.0%	+0.0%	+0.0%	+0.0%	+0.0%	+0.0%	+0.0%	+0.0%	+0.0%
	+0.00	+0.00	+0.00	+0.00	+0.00	+0.00	+0.00	+0.00	+0.00	+0.00	+0.00	+0.00

Notes

1 The Mississauga Transit U-Pass fee is not charged to MMPA students.

Compulsory Non-Academic Incidental Fees

Schedule 3: Federated Colleges Student Society Fees

Student Societies	Summer 2014		Fall 2014		Winter 2015		Summer 2013		Fall 2013		Winter 2014	
	Full-time	Part-time	Full-time	Part-time	Full-time	Part-time	Full-time	Part-time	Full-time	Part-time	Full-time	Part-time
St. Michael's College Student Union												
Society	-	-	14.00	10.50	14.00	10.50	-	-	14.00	10.50	14.00	10.50
TOTAL	\$0.00	\$0.00	\$14.00	\$10.50	\$14.00	\$10.50	\$0.00	\$0.00	\$14.00	\$10.50	\$14.00	\$10.50
Change From Previous Year			+0.0%	+0.0%	+0.0%	+0.0%			+0.0%	+0.0%	+0.0%	+0.0%
			\$ -	\$ -	\$ -	\$ -			\$ -	\$ -	\$ -	\$ -
The Mike												
Society	-	-	2.60	1.50	2.60	1.50	-	-	2.60	1.50	2.60	1.50
TOTAL	\$0.00	\$0.00	\$2.60	\$1.50	\$2.60	\$1.50	\$0.00	\$0.00	\$2.60	\$1.50	\$2.60	\$1.50
Change From Previous Year			+0.0%	+0.0%	+0.0%	+0.0%			+0.0%	+0.0%	+0.0%	+0.0%
			\$ -	\$ -	\$ -	\$ -			\$ -	\$ -	\$ -	\$ -
Trinity College Meeting												
Trinity College Meeting	-	-	6.00	6.00	6.00	6.00	-	-	8.28	8.28	8.28	8.28
Athletic Associations	-	-	3.25	3.25	3.25	3.25	-	-	3.00	3.00	3.00	3.00
Literary Institute	-	-	3.50	3.50	3.50	3.50	-	-	3.25	3.25	3.25	3.25
Dramatic Society	-	-	3.50	3.50	3.50	3.50	-	-	3.50	3.50	3.50	3.50
Non-Resident Affairs Committee	-	-	3.50	3.50	3.50	3.50	-	-	3.50	3.50	3.50	3.50
Year Fee	-	-	0.00	0.00	0.00	0.00	-	-	0.00	0.00	0.00	0.00
Yearbook	-	-	3.75	3.75	3.75	3.75	-	-	2.50	2.50	2.50	2.50
Salterae	-	-	3.00	3.00	3.00	3.00	-	-	1.38	1.38	1.38	1.38
Trinity Review	-	-	2.25	2.25	2.25	2.25	-	-	2.25	2.25	2.25	2.25
Sponsored Refugee Scholarship	-	-	5.50	5.50	5.50	5.50	-	-	5.50	5.50	5.50	5.50
Outreach	-	-	0.00	0.00	0.00	0.00	-	-	0.00	0.00	0.00	0.00
Volunteer Society	-	-	0.75	0.75	0.75	0.75	-	-	0.75	0.75	0.75	0.75
Heads Tuition Levy	-	-	2.45	2.45	2.45	2.45	-	-	2.45	2.45	2.45	2.45
TCM Travel Funding	-	-	1.35	1.35	1.35	1.35	-	-	1.35	1.35	1.35	1.35
Trinity Environment Club	-	-	0.50	0.50	0.50	0.50	-	-	0.37	0.37	0.37	0.37
Rainbow Trin	-	-	0.50	0.50	0.50	0.50	-	-	0.50	0.50	0.50	0.50
Backfield Maintenance	-	-	0.70	0.70	0.70	0.70	-	-	0.70	0.70	0.70	0.70
Capital Fund	-	-	5.00	5.00	5.00	5.00	-	-	5.00	5.00	5.00	5.00
TOTAL	\$0.00	\$0.00	\$45.50	\$45.50	\$45.50	\$45.50	\$0.00	\$0.00	\$44.28	\$44.28	\$44.28	\$44.28
Change From Previous Year			+2.8%	+2.8%	+2.8%	+2.8%			-0.3%	-0.3%	-0.3%	-0.3%
			\$ 1.22	\$ 1.22	\$ 1.22	\$ 1.22			\$ (0.12)	\$ (0.12)	\$ (0.12)	\$ (0.12)
Victoria University Students' Administrative Council												
VUSAC and Club Funding	-	-	26.12	14.10	26.13	14.10	-	-	26.12	14.10	26.13	14.10
Victoria College Athletics Society	-	-	3.00	1.66	3.00	1.67	-	-	3.00	1.66	3.00	1.67
The Strand	-	-	2.75	0.60	2.75	0.60	-	-	2.75	0.60	2.75	0.60
The Cat's Eye Pub	-	-	2.00	1.00	2.00	1.00	-	-	2.00	1.00	2.00	1.00
Yearbook	-	-	0.87	0.50	0.88	0.50	-	-	0.87	0.50	0.88	0.50
Refugee Sponsorship Program	-	-	1.75	1.75	1.75	1.75	-	-	1.75	1.75	1.75	1.75
Acta Victoriana Literary Journal	-	-	1.38	0.75	1.37	0.75	-	-	1.38	0.75	1.37	0.75
Victoria College Drama Society	-	-	1.50	0.75	1.50	0.75	-	-	1.50	0.75	1.50	0.75
Caffiends	-	-	0.13	0.13	0.12	0.12	-	-	0.13	0.13	0.12	0.12
Vic Pride	-	-	0.13	0.05	0.12	0.05	-	-	0.13	0.05	0.12	0.05
VUSAC Special Projects Levy	-	-	5.00	2.50	5.00	2.50	-	-	5.00	2.50	5.00	2.50
TOTAL	\$0.00	\$0.00	\$44.63	\$23.79	\$44.62	\$23.79	\$0.00	\$0.00	\$44.63	\$23.79	\$44.62	\$23.79
Change From Previous Year			+0.0%	+0.0%	+0.0%	+0.0%			+54.5%	+52.5%	+54.6%	+52.5%
			\$ -	\$ -	\$ -	\$ -			\$ 15.75	\$ 8.19	\$ 15.75	\$ 8.19

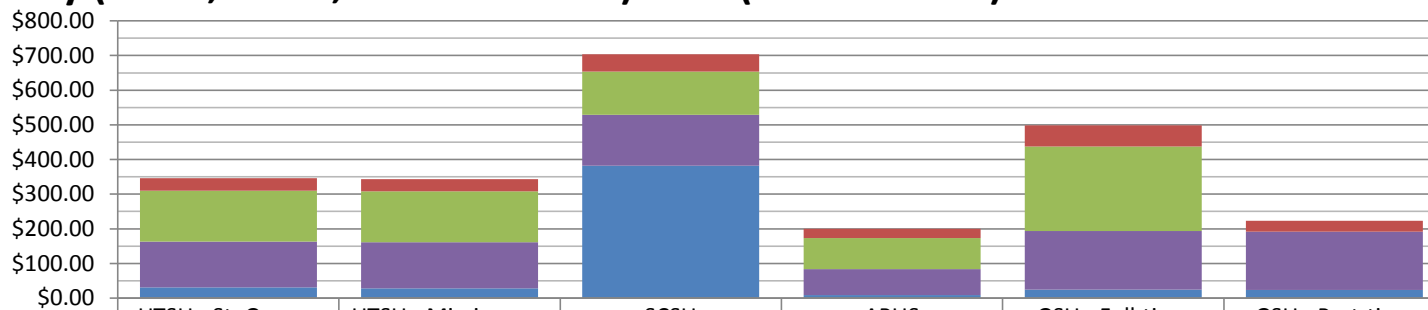
Compulsory Non-Academic Incidental Fees

Schedule 4: Federated Colleges Services Fees

Campus Services Fees	Summer 2014		Fall 2014		Winter 2015		Summer 2013		Fall 2013		Winter 2014	
	Full-time	Part-time	Full-time	Part-time	Full-time	Part-time	Full-time	Part-time	Full-time	Part-time	Full-time	Part-time
St. Michael's College												
College Fee	-	-	97.50	48.75	97.50	48.75	-	-	97.50	48.75	97.50	48.75
Campaign Fund	-	-	15.00	15.00	15.00	15.00	-	-	15.00	15.00	15.00	15.00
TOTAL	\$0.00	\$0.00	\$112.50	\$63.75	\$112.50	\$63.75	\$0.00	\$0.00	\$112.50	\$63.75	\$112.50	\$63.75
Change From Previous Year			+0.0%	+0.0%	+0.0%	+0.0%			+0.0%	+0.0%	+0.0%	+0.0%
			\$ -	\$ -	\$ -	\$ -			\$ -	\$ -	\$ -	\$ -
Trinity College												
Trinity College Fee	-	-	150.00	75.00	150.00	75.00	-	-	147.00	73.50	147.00	73.50
TOTAL	\$0.00		\$150.00	\$75.00	\$150.00	\$75.00	\$0.00	\$0.00	\$147.00	\$73.50	\$147.00	\$73.50
Change From Previous Year			+2.0%	+2.0%	+2.0%	+2.0%			+2.1%	+2.1%	+2.1%	+2.1%
			\$ 3.00	\$ 1.50	\$ 3.00	\$ 1.50			\$ 3.00	\$ 1.50	\$ 3.00	\$ 1.50
Victoria College												
Student Services Fee	-	-	84.96	42.49	84.96	42.49	-	-	82.50	41.25	82.50	41.25
Student Centre	-	-	100.00	50.00	100.00	50.00	-	-	100.00	50.00	100.00	50.00
Victoria Commuter Package	-	-	13.79	6.90	13.79	6.89	-	-	13.39	6.70	13.39	6.70
TOTAL	\$0.00	\$0.00	\$198.75	\$99.39	\$198.75	\$99.38	\$0.00	\$0.00	\$195.89	\$97.95	\$195.89	\$97.95
Change From Previous Year			+1.5%	+1.5%	+1.5%	+1.5%			+21.7%	+21.7%	+21.7%	+21.7%
			\$ 2.86	\$ 1.44	\$ 2.86	\$ 1.43			\$ 34.95	\$ 17.48	\$ 34.95	\$ 17.48
Victoria College (First Year Students)												
Orientation Fee			59.98	29.99	59.98	29.99			58.24	29.12	58.24	29.12
Student Services Fee	-	-	84.96	42.49	84.96	42.49	-	-	82.50	41.25	82.50	41.25
Student Centre	-	-	100.00	50.00	100.00	50.00	-	-	100.00	50.00	100.00	50.00
Victoria Commuter Package	-	-	13.79	6.90	13.79	6.89	-	-	13.39	6.70	13.39	6.70
TOTAL	\$0.00	\$0.00	\$244.94	\$122.48	\$244.94	\$122.48	\$0.00	\$0.00	\$240.74	\$120.37	\$240.74	\$120.37
Change From Previous Year			+1.7%	+1.8%	+1.7%	+1.8%			+20.1%	+20.1%	+20.1%	+20.1%
			\$ 4.20	\$ 2.11	\$ 4.20	\$ 2.11			\$ 40.30	\$ 20.15	\$ 40.30	\$ 20.15

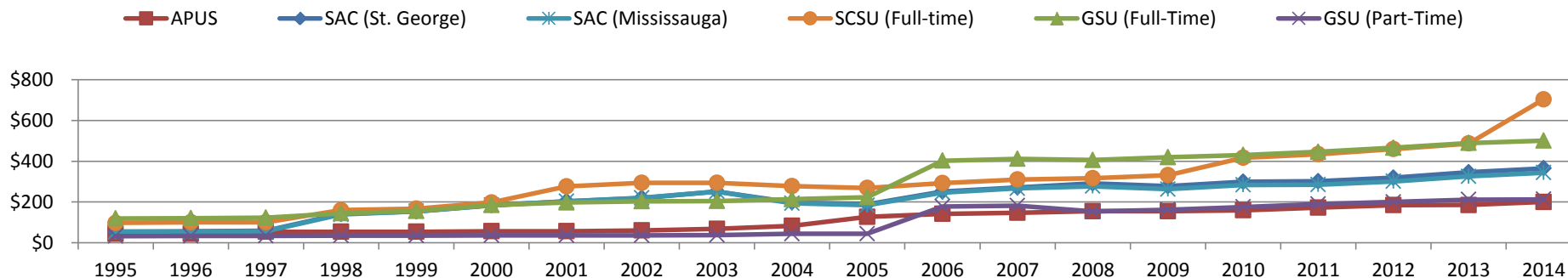
Compulsory Non-Academic Incidental Fees

Student Society (UTSU, APUS, GSU and SCSU) Fees (Fall + Winter)



	UTSU - St. George	UTSU - Mississauga	SCSU	APUS	GSU - Full-time	GSU - Part-time
Society Portion	\$35.48	\$35.48	\$49.92	\$27.30	\$61.72	\$30.86
Health Plan	\$147.11	\$147.11	\$124.60	\$89.66	\$243.84	\$0.00
Dental Plan	\$132.55	\$132.55	\$147.46	\$74.80	\$168.54	\$168.54
Other Portions (levies, groups, etc.)	\$30.84	\$28.52	\$381.74	\$8.54	\$24.76	\$23.62

Changes in SAC, APUS, GSU and SCSU Fees (Fall + Winter)



Note: The SCSU (full-time) amounts include SAC (Scarborough) fee prior to Fall 2004.

Compulsory Non-Academic Incidental Fees

