



UNIVERSITY OF
TORONTO

**Compulsory Non-Academic
Incidental Fees
2010-11**

January 14, 2011

Office of the Vice-Povost, Students
University of Toronto
Simcoe Hall, 27 King's College Circle, Room 221, Toronto, ON M5S 1A1 Canada
Tel: +1 416 978-3870 • Fax +1 416 946-0678
vp.students@utoronto.ca • www.viceprovoststudents.utoronto.ca

Compulsory Non-Academic Incidental Fees

Fees for divisional student societies and other divisional fees are listed in a white background.

Fees for central and cross-divisional student societies are listed in a light shaded background.

Fees for University operated services are listed in a dark shaded background.

ARTS AND SCIENCE DIVISIONS

Innis College	Summer 2010		Fall 2010		Winter 2011		Summer 2009		Fall 2009		Winter 2010	
	Full-time	Part-time	Full-time	Part-time	Full-time	Part-time	Full-time	Part-time	Full-time	Part-time	Full-time	Part-time
Innis College Student Society	0.00	0.00	21.93	21.93	21.93	21.93	0.00	0.00	22.21	22.21	22.21	22.21
Innis College Student Services Fee	7.50	2.25	7.50	2.25	7.50	2.25	7.50	2.25	7.50	2.25	7.50	2.25
Students' Administrative Council	37.12	-	149.62	-	149.62	-	36.69	-	138.67	-	138.67	-
Association of Part-time Undergraduate Students	-	18.08	-	79.79	-	79.79	-	18.03	-	77.54	-	77.54
Arts & Science Students' Union	7.50	-	7.50	-	7.50	-	7.50	-	7.50	-	7.50	-
U of T Community Radio	3.75	-	3.75	-	3.75	-	2.50	-	3.75	-	3.75	-
The Varsity	1.27	-	1.29	-	1.29	-	1.25	-	1.27	-	1.27	-
Athletics & Recreation	136.05	27.21	136.05	27.21	136.05	27.21	132.79	26.56	132.79	26.56	132.79	26.56
Hart House	69.11	13.83	69.11	13.83	69.11	13.83	66.76	13.35	66.76	13.35	66.76	13.35
Student Life Programs & Services	113.83	22.77	113.83	22.77	113.83	22.77	108.06	21.61	108.06	21.61	108.06	21.61
Total	376.13	84.14	510.58	167.78	510.58	167.78	363.05	81.80	488.51	163.52	488.51	163.52
Change From Previous Year	+3.6%	+2.9%	+4.5%	+2.6%	+4.5%	+2.6%	+5.2%	+3.3%	+3.0%	+1.6%	+3.0%	+1.6%
					Fall + Winter:				Fall + Winter:			
					Full-time 1,021.16				Full-time 977.02			
					Part-time 335.56				Part-time 327.04			

New College	Summer 2010		Fall 2010		Winter 2011		Summer 2009		Fall 2009		Winter 2010	
	Full-time	Part-time	Full-time	Part-time	Full-time	Part-time	Full-time	Part-time	Full-time	Part-time	Full-time	Part-time
New College Student Council	0.00	0.00	27.00	12.00	27.00	12.00	0.00	0.00	27.00	12.00	27.00	12.00
Students' Administrative Council	37.12	-	149.62	-	149.62	-	36.69	-	138.67	-	138.67	-
Association of Part-time Undergraduate Students	-	18.08	-	79.79	-	79.79	-	18.03	-	77.54	-	77.54
Arts & Science Students' Union	7.50	-	7.50	-	7.50	-	7.50	-	7.50	-	7.50	-
U of T Community Radio	3.75	-	3.75	-	3.75	-	2.50	-	3.75	-	3.75	-
The Varsity	1.27	-	1.29	-	1.29	-	1.25	-	1.27	-	1.27	-
Athletics & Recreation	136.05	27.21	136.05	27.21	136.05	27.21	132.79	26.56	132.79	26.56	132.79	26.56
Hart House	69.11	13.83	69.11	13.83	69.11	13.83	66.76	13.35	66.76	13.35	66.76	13.35
Student Life Programs & Services	113.83	22.77	113.83	22.77	113.83	22.77	108.06	21.61	108.06	21.61	108.06	21.61
Total	368.63	81.89	508.15	155.60	508.15	155.60	355.55	79.55	485.80	151.06	485.80	151.06
Change From Previous Year	+3.7%	+2.9%	+4.6%	+3.0%	+4.6%	+3.0%	+5.4%	+3.4%	+3.0%	+1.7%	+3.0%	+1.7%
					Fall + Winter:				Fall + Winter:			
					Full-time 1,016.30				Full-time 971.60			
					Part-time 311.20				Part-time 302.12			

University College	Summer 2010		Fall 2010		Winter 2011		Summer 2009		Fall 2009		Winter 2010	
	Full-time	Part-time	Full-time	Part-time	Full-time	Part-time	Full-time	Part-time	Full-time	Part-time	Full-time	Part-time
University College Literary & Athletic Society	0.00	0.00	18.10	9.00	18.10	9.00	0.00	0.00	18.10	9.00	18.10	9.00
Students' Administrative Council	37.12	-	149.62	-	149.62	-	36.69	-	138.67	-	138.67	-
Association of Part-time Undergraduate Students	-	18.08	-	79.79	-	79.79	-	18.03	-	77.54	-	77.54
Arts & Science Students' Union	7.50	-	7.50	-	7.50	-	7.50	-	7.50	-	7.50	-
U of T Community Radio	3.75	-	3.75	-	3.75	-	2.50	-	3.75	-	3.75	-
The Varsity	1.27	-	1.29	-	1.29	-	1.25	-	1.27	-	1.27	-
Athletics & Recreation	136.05	27.21	136.05	27.21	136.05	27.21	132.79	26.56	132.79	26.56	132.79	26.56
Hart House	69.11	13.83	69.11	13.83	69.11	13.83	66.76	13.35	66.76	13.35	66.76	13.35
Student Life Programs & Services	113.83	22.77	113.83	22.77	113.83	22.77	108.06	21.61	108.06	21.61	108.06	21.61
Total	368.63	81.89	499.25	152.60	499.25	152.60	355.55	79.55	476.90	148.06	476.90	148.06
Change From Previous Year	+3.7%	+2.9%	+4.7%	+3.1%	+4.7%	+3.1%	+5.4%	+3.4%	+3.1%	+1.8%	+3.1%	+1.8%
					Fall + Winter:				Fall + Winter:			
					Full-time 998.50				Full-time 953.80			
					Part-time 305.20				Part-time 296.12			

Woodsworth College	Summer 2010		Fall 2010		Winter 2011		Summer 2009		Fall 2009		Winter 2010	
	Full-time	Part-time	Full-time	Part-time	Full-time	Part-time	Full-time	Part-time	Full-time	Part-time	Full-time	Part-time
Woodsworth College Students' Association	15.00	15.00	7.50	7.50	7.50	7.50	15.00	15.00	7.50	7.50	7.50	7.50
Students' Administrative Council	37.12	-	149.62	-	149.62	-	36.69	-	138.67	-	138.67	-
Association of Part-time Undergraduate Students	-	18.08	-	79.79	-	79.79	-	18.03	-	77.54	-	77.54
Arts & Science Students' Union	7.50	-	7.50	-	7.50	-	7.50	-	7.50	-	7.50	-
U of T Community Radio	3.75	-	3.75	-	3.75	-	2.50	-	3.75	-	3.75	-
The Varsity	1.27	-	1.29	-	1.29	-	1.25	-	1.27	-	1.27	-
Athletics & Recreation	136.05	27.21	136.05	27.21	136.05	27.21	132.79	26.56	132.79	26.56	132.79	26.56
Hart House	69.11	13.83	69.11	13.83	69.11	13.83	66.76	13.35	66.76	13.35	66.76	13.35
Student Life Programs & Services	113.83	22.77	113.83	22.77	113.83	22.77	108.06	21.61	108.06	21.61	108.06	21.61
Total	383.63	96.89	488.65	151.10	488.65	151.10	370.55	94.55	466.30	146.56	466.30	146.56
Change From Previous Year	+3.5%	+2.5%	+4.8%	+3.1%	+4.8%	+3.1%	+5.1%	+2.8%	+3.2%	+1.8%	+3.2%	+1.8%
					Fall + Winter:				Fall + Winter:			
					Full-time 977.30				Full-time 932.60			
					Part-time 302.20				Part-time 293.12			

Compulsory Non-Academic Incidental Fees

ARTS AND SCIENCE DIVISIONS - Federated Colleges (Continued)

Victoria College	Summer 2010		Fall 2010		Winter 2011		Summer 2009		Fall 2009		Winter 2010	
	Full-time	Part-time	Full-time	Part-time	Full-time	Part-time	Full-time	Part-time	Full-time	Part-time	Full-time	Part-time
Victoria University Students' Administrative Council	0.00	0.00	23.75	13.05	23.75	13.05	0.00	0.00	23.50	12.80	23.50	12.80
Victoria University Student Services Fee	-	-	45.00	22.50	45.00	22.50	-	-	45.00	22.50	45.00	22.50
Goldring Student Centre	-	-	50.00	25.00	50.00	25.00	-	-	50.00	25.00	50.00	25.00
Students' Administrative Council	37.12	-	149.62	-	149.62	-	36.69	-	138.67	-	138.67	-
Association of Part-time Undergraduate Students	-	18.08	-	79.79	-	79.79	-	18.03	-	77.54	-	77.54
Arts & Science Students' Union	7.50	-	7.50	-	7.50	-	7.50	-	7.50	-	7.50	-
U of T Community Radio	3.75	-	3.75	-	3.75	-	2.50	-	3.75	-	3.75	-
The Varsity	1.27	-	1.29	-	1.29	-	1.25	-	1.27	-	1.27	-
Athletics & Recreation	136.05	27.21	136.05	27.21	136.05	27.21	132.79	26.56	132.79	26.56	132.79	26.56
Hart House	69.11	13.83	69.11	13.83	69.11	13.83	66.76	13.35	66.76	13.35	66.76	13.35
Student Life Programs & Services	113.83	22.77	113.83	22.77	113.83	22.77	108.06	21.61	108.06	21.61	108.06	21.61
Total	368.63	81.89	599.90	204.15	599.90	204.15	355.55	79.55	577.30	199.36	577.30	199.36
Change From Previous Year	+3.7%	+2.9%	+3.9%	+2.4%	+3.9%	+2.4%	+5.4%	+3.4%	+11.5%	+12.8%	+11.5%	+12.8%
Note: First year full-time students are charged an orientation fee (\$50.00 per session)	Fall + Winter: Full-time 1,199.80						Fall + Winter: Full-time 1,154.60					
	Part-time 408.30						Part-time 398.72					

UNDERGRADUATE PROFESSIONAL DIVISIONS

Applied Science & Engineering	Summer 2010		Fall 2010		Winter 2011		Summer 2009		Fall 2009		Winter 2010	
	Full-time	Part-time	Full-time	Part-time	Full-time	Part-time	Full-time	Part-time	Full-time	Part-time	Full-time	Part-time
Engineering Society	-	-	123.45	20.99	123.45	20.99	-	-	123.18	20.99	123.18	20.99
Students' Administrative Council	-	-	149.62	-	149.62	-	-	-	138.67	-	138.67	-
Association of Part-time Undergraduate Students	-	-	-	79.79	-	79.79	-	-	-	77.54	-	77.54
U of T Community Radio	-	-	3.75	-	3.75	-	-	-	3.75	-	3.75	-
The Varsity	-	-	1.29	-	1.29	-	-	-	1.27	-	1.27	-
Athletics & Recreation	-	-	136.05	27.21	136.05	27.21	-	-	132.79	26.56	132.79	26.56
Hart House	-	-	69.11	13.83	69.11	13.83	-	-	66.76	13.35	66.76	13.35
Student Life Programs & Services	-	-	113.83	22.77	113.83	22.77	-	-	108.06	21.61	108.06	21.61
Total	0.00	0.00	597.10	164.59	597.10	164.59	0.00	0.00	574.48	160.05	574.48	160.05
Change From Previous Year			+3.9%	+2.8%	+3.9%	+2.8%			+5.0%	+1.6%	+5.0%	+1.6%
	Fall + Winter: Full-time 1,194.20						Fall + Winter: Full-time 1,148.96					
	Part-time 329.18						Part-time 320.10					

Dentistry D.D.S.	Summer 2010		Fall 2010		Winter 2011		Summer 2009		Fall 2009		Winter 2010	
	Full-time	Part-time	Full-time	Part-time	Full-time	Part-time	Full-time	Part-time	Full-time	Part-time	Full-time	Part-time
Dental Students' Society	-	-	15.00	-	15.00	-	-	-	15.00	-	15.00	-
Students' Administrative Council	-	-	149.62	-	149.62	-	-	-	138.67	-	138.67	-
U of T Community Radio	-	-	3.75	-	3.75	-	-	-	3.75	-	3.75	-
The Varsity	-	-	1.29	-	1.29	-	-	-	1.27	-	1.27	-
Athletics & Recreation	-	-	136.05	-	136.05	-	-	-	132.79	-	132.79	-
Hart House	-	-	69.11	-	69.11	-	-	-	66.76	-	66.76	-
Student Life Programs & Services	-	-	113.83	-	113.83	-	-	-	108.06	-	108.06	-
Total	0.00	0.00	488.65	0.00	488.65	0.00	0.00	0.00	466.30	0.00	466.30	0.00
Change From Previous Year			+4.8%		+4.8%				+3.2%		+3.2%	
	Fall + Winter: Full-time 977.30						Fall + Winter: Full-time 932.60					
	Part-time 0.00						Part-time 0.00					

Law Undergraduate Programs	Summer 2010		Fall 2010		Winter 2011		Summer 2009		Fall 2009		Winter 2010	
	Full-time	Part-time	Full-time	Part-time	Full-time	Part-time	Full-time	Part-time	Full-time	Part-time	Full-time	Part-time
Students' Law Society	-	-	35.00	-	35.00	-	-	-	35.00	-	35.00	-
Students' Administrative Council	-	-	149.62	-	149.62	-	-	-	138.67	-	138.67	-
U of T Community Radio	-	-	3.75	-	3.75	-	-	-	3.75	-	3.75	-
The Varsity	-	-	1.29	-	1.29	-	-	-	1.27	-	1.27	-
Athletics & Recreation	-	-	136.05	-	136.05	-	-	-	132.79	-	132.79	-
Hart House	-	-	69.11	-	69.11	-	-	-	66.76	-	66.76	-
Student Life Programs & Services	-	-	113.83	-	113.83	-	-	-	108.06	-	108.06	-
Total	0.00	0.00	508.65	0.00	508.65	0.00	0.00	0.00	486.30	0.00	486.30	0.00
Change From Previous Year			+4.6%		+4.6%				+3.0%		+3.0%	
Half-time program students are charged 50% of full-time fees	Fall + Winter: Full-time 1,017.30						Fall + Winter: Full-time 972.60					
Note: First year students are charged an additional SLS Orientation Fee (\$25.00 per session)	Part-time 0.00						Part-time 0.00					

Medicine M.D.	Summer 2010		Fall 2010		Winter 2011		Summer 2009		Fall 2009		Winter 2010	
	Full-time	Part-time	Full-time	Part-time	Full-time	Part-time	Full-time	Part-time	Full-time	Part-time	Full-time	Part-time
Medical Society	-	-	29.27	-	29.27	-	-	-	29.27	-	29.27	-
Students' Administrative Council	-	-	149.62	-	149.62	-	-	-	138.67	-	138.67	-
U of T Community Radio	-	-	3.75	-	3.75	-	-	-	3.75	-	3.75	-
The Varsity	-	-	1.29	-	1.29	-	-	-	1.27	-	1.27	-
Athletics & Recreation	-	-	136.05	-	136.05	-	-	-	132.79	-	132.79	-
Hart House	-	-	69.11	-	69.11	-	-	-	66.76	-	66.76	-
Student Life Programs & Services	-	-	113.83	-	113.83	-	-	-	108.06	-	108.06	-
Total	0.00	0.00	502.92	0.00	502.92	0.00	0.00	0.00	480.57	0.00	480.57	0.00
Change From Previous Year			+4.7%		+4.7%				+3.1%		+3.1%	
	Fall + Winter: Full-time 1,005.84						Fall + Winter: Full-time 961.14					
	Part-time 0.00						Part-time 0.00					

Compulsory Non-Academic Incidental Fees

UNDERGRADUATE PROFESSIONAL DIVISIONS (continued)

Medicine Radiation Sciences	Summer 2010		Fall 2010		Winter 2011		Summer 2009		Fall 2009		Winter 2010	
	Full-time	Part-time	Full-time	Part-time	Full-time	Part-time	Full-time	Part-time	Full-time	Part-time	Full-time	Part-time
Medical Radiation Sciences Society	-	-	12.50	-	12.50	-	-	-	12.50	-	12.50	-
Students' Administrative Council	-	-	149.62	-	149.62	-	-	-	138.67	-	138.67	-
U of T Community Radio	-	-	3.75	-	3.75	-	-	-	3.75	-	3.75	-
The Varsity	-	-	1.29	-	1.29	-	-	-	1.27	-	1.27	-
Athletics & Recreation	-	-	136.05	-	136.05	-	-	-	132.79	-	132.79	-
Hart House	-	-	69.11	-	69.11	-	-	-	66.76	-	66.76	-
Student Life Programs & Services	-	-	113.83	-	113.83	-	-	-	108.06	-	108.06	-
Total	0.00	0.00	486.15	0.00	486.15	0.00	0.00	0.00	463.80	0.00	463.80	0.00
Change From Previous Year			+4.8%		+4.8%				+3.2%		+3.2%	
Note: Radiation Science students are also charged Michener Institute incidental fees.			Fall + Winter: Full-time 972.30				Fall + Winter: Full-time 927.60					
			Part-time 0.00				Part-time 0.00					

Music	Summer 2010		Fall 2010		Winter 2011		Summer 2009		Fall 2009		Winter 2010	
	Full-time	Part-time	Full-time	Part-time	Full-time	Part-time	Full-time	Part-time	Full-time	Part-time	Full-time	Part-time
Music Undergraduate Association	-	-	7.50	0.00	7.50	0.00	-	-	7.50	0.00	7.50	0.00
Students' Administrative Council	-	-	149.62	-	149.62	-	-	-	138.67	-	138.67	-
Association of Part-time Undergraduate Students	-	-	-	79.79	-	79.79	-	-	-	77.54	-	77.54
U of T Community Radio	-	-	3.75	-	3.75	-	-	-	3.75	-	3.75	-
The Varsity	-	-	1.29	-	1.29	-	-	-	1.27	-	1.27	-
Athletics & Recreation	-	-	136.05	27.21	136.05	27.21	-	-	132.79	26.56	132.79	26.56
Hart House	-	-	69.11	13.83	69.11	13.83	-	-	66.76	13.35	66.76	13.35
Student Life Programs & Services	-	-	113.83	22.77	113.83	22.77	-	-	108.06	21.61	108.06	21.61
Total	0.00	0.00	481.15	143.60	481.15	143.60	0.00	0.00	458.80	139.06	458.80	139.06
Change From Previous Year			+4.9%	+3.3%	+4.9%	+3.3%			+3.2%	+1.9%	+3.2%	+1.9%
			Fall + Winter: Full-time 962.30				Fall + Winter: Full-time 917.60					
			Part-time 287.20				Part-time 278.12					

Nursing	Summer 2010		Fall 2010		Winter 2011		Summer 2009		Fall 2009		Winter 2010	
	Full-time	Part-time	Full-time	Part-time	Full-time	Part-time	Full-time	Part-time	Full-time	Part-time	Full-time	Part-time
Nursing Students' Council	-	-	19.50	1.00	19.50	1.00	-	-	19.50	1.00	19.50	1.00
Students' Administrative Council	-	-	149.62	-	149.62	-	-	-	138.67	-	138.67	-
Association of Part-time Undergraduate Students	-	-	-	79.79	-	79.79	-	-	-	77.54	-	77.54
U of T Community Radio	-	-	3.75	-	3.75	-	-	-	3.75	-	3.75	-
The Varsity	-	-	1.29	-	1.29	-	-	-	1.27	-	1.27	-
Athletics & Recreation	-	-	136.05	27.21	136.05	27.21	-	-	132.79	26.56	132.79	26.56
Hart House	-	-	69.11	13.83	69.11	13.83	-	-	66.76	13.35	66.76	13.35
Student Life Programs & Services	-	-	113.83	22.77	113.83	22.77	-	-	108.06	21.61	108.06	21.61
Total	0.00	0.00	493.15	144.60	493.15	144.60	0.00	0.00	470.80	140.06	470.80	140.06
Change From Previous Year			+4.7%	+3.2%	+4.7%	+3.2%			+3.1%	+1.9%	+3.1%	+1.9%
			Fall + Winter: Full-time 986.30				Fall + Winter: Full-time 941.60					
			Part-time 289.20				Part-time 280.12					

OISE / UT	Summer 2010		Fall 2010		Winter 2011		Summer 2009		Fall 2009		Winter 2010	
	Full-time	Part-time	Full-time	Part-time	Full-time	Part-time	Full-time	Part-time	Full-time	Part-time	Full-time	Part-time
B.Ed. and Diploma in Technological Studies	-	-	6.50	-	6.50	-	-	-	6.50	-	6.50	-
Student Teachers' Union	-	-	149.62	-	149.62	-	-	-	138.67	-	138.67	-
Students' Administrative Council	-	-	-	79.79	-	79.79	-	-	-	77.54	-	77.54
Association of Part-time Undergraduate Students	-	-	3.75	-	3.75	-	-	-	3.75	-	3.75	-
U of T Community Radio	-	-	1.29	-	1.29	-	-	-	1.27	-	1.27	-
The Varsity	-	-	136.05	-	136.05	-	-	-	132.79	-	132.79	-
Athletics & Recreation	-	-	69.11	-	69.11	-	-	-	66.76	-	66.76	-
Hart House	-	-	113.83	-	113.83	-	-	-	108.06	-	108.06	-
Student Life Programs & Services	-	-	-	-	-	-	-	-	-	-	-	-
Total	0.00	0.00	480.15	0.00	480.15	0.00	0.00	0.00	457.80	0.00	457.80	0.00
Change From Previous Year			+4.9%		+4.9%				+3.2%		+3.2%	
			Fall + Winter: Full-time 960.30				Fall + Winter: Full-time 915.60					
			Part-time 0.00				Part-time 0.00					

Pharmacy	Summer 2010		Fall 2010		Winter 2011		Summer 2009		Fall 2009		Winter 2010	
	Full-time	Part-time	Full-time	Part-time	Full-time	Part-time	Full-time	Part-time	Full-time	Part-time	Full-time	Part-time
Undergraduate Pharmaceutical Society	-	-	36.00	0.00	36.00	0.00	-	-	36.00	0.00	36.00	0.00
Students' Administrative Council	-	-	149.62	-	149.62	-	-	-	138.67	-	138.67	-
Association of Part-time Undergraduate Students	-	-	-	79.79	-	79.79	-	-	-	77.54	-	77.54
U of T Community Radio	-	-	3.75	-	3.75	-	-	-	3.75	-	3.75	-
The Varsity	-	-	1.29	-	1.29	-	-	-	1.27	-	1.27	-
Athletics & Recreation	-	-	136.05	27.21	136.05	27.21	-	-	132.79	26.56	132.79	26.56
Hart House	-	-	69.11	13.83	69.11	13.83	-	-	66.76	13.35	66.76	13.35
Student Life Programs & Services	-	-	113.83	22.77	113.83	22.77	-	-	108.06	21.61	108.06	21.61
Total	0.00	0.00	509.65	143.60	509.65	143.60	0.00	0.00	487.30	139.06	487.30	139.06
Change From Previous Year			+4.6%	+3.3%	+4.6%	+3.3%			+4.3%	+1.9%	+4.3%	+1.9%
			Fall + Winter: Full-time 1,019.30				Fall + Winter: Full-time 974.60					
			Part-time 287.20				Part-time 278.12					

Compulsory Non-Academic Incidental Fees

UNDERGRADUATE PROFESSIONAL DIVISIONS (continued)

Physical Education & Health	Summer 2010		Fall 2010		Winter 2011		Summer 2009		Fall 2009		Winter 2010			
	Full-time	Part-time	Full-time	Part-time	Full-time	Part-time	Full-time	Part-time	Full-time	Part-time	Full-time	Part-time		
Physical & Health Education Undergraduate Association	-	-	17.50	0.00	17.50	0.00	-	-	17.50	0.00	17.50	0.00		
Students' Administrative Council	-	-	149.62	-	149.62	-	-	-	138.67	-	138.67	-		
Association of Part-time Undergraduate Students	-	-	-	79.79	-	79.79	-	-	-	77.54	-	77.54		
U of T Community Radio	-	-	3.75	-	3.75	-	-	-	3.75	-	3.75	-		
The Varsity	-	-	1.29	-	1.29	-	-	-	1.27	-	1.27	-		
Athletics & Recreation	-	-	136.05	27.21	136.05	27.21	-	-	132.79	26.56	132.79	26.56		
Hart House	-	-	69.11	13.83	69.11	13.83	-	-	66.76	13.35	66.76	13.35		
Student Life Programs & Services	-	-	113.83	22.77	113.83	22.77	-	-	108.06	21.61	108.06	21.61		
Total	0.00	0.00	491.15	143.60	491.15	143.60	0.00	0.00	468.80	139.06	468.80	139.06		
Change From Previous Year			+4.8%	+3.3%	+4.8%	+3.3%			+3.1%	+1.9%	+3.1%	+1.9%		
			Fall + Winter:				Full-time	982.30	Fall + Winter:				Full-time	937.60
					Part-time	287.20			Part-time		Part-time	278.12		

OTHER PROGRAMS

Transitional Year Program	Summer 2010		Fall 2010		Winter 2011		Summer 2009		Fall 2009		Winter 2010			
	0.00	0.00	0.00	0.00	0.00	0.00	0.00	0.00	0.00	0.00	0.00	0.00		
Student Association of the Transitional Year Program	-	-	15.00	0.00	15.00	0.00	-	-	15.00	0.00	15.00	0.00		
Students' Administrative Council	-	-	149.62	-	149.62	-	-	-	138.67	-	138.67	-		
Association of Part-time Undergraduate Students	-	-	-	79.79	-	79.79	-	-	-	77.54	-	77.54		
U of T Community Radio	-	-	3.75	-	3.75	-	-	-	3.75	-	3.75	-		
The Varsity	-	-	1.29	-	1.29	-	-	-	1.27	-	1.27	-		
Athletics & Recreation	-	-	136.05	27.21	136.05	27.21	-	-	132.79	26.56	132.79	26.56		
Hart House	-	-	69.11	13.83	69.11	13.83	-	-	66.76	13.35	66.76	13.35		
Student Life Programs & Services	-	-	113.83	22.77	113.83	22.77	-	-	108.06	21.61	108.06	21.61		
Total	0.00	0.00	488.65	143.60	488.65	143.60	0.00	0.00	466.30	139.06	466.30	139.06		
Change From Previous Year			+4.8%	+3.3%	+4.8%	+3.3%			+3.2%	+1.9%	+3.2%	+1.9%		
			Fall + Winter:				Full-time	977.30	Fall + Winter:				Full-time	932.60
					Part-time	287.20			Part-time		Part-time	278.12		

Woodsworth College	Summer 2010		Fall 2010		Winter 2011		Summer 2009		Fall 2009		Winter 2010			
	Full-time	Part-time	Full-time	Part-time	Full-time	Part-time	Full-time	Part-time	Full-time	Part-time	Full-time	Part-time		
Certificate, Diploma, and Other Programs	15.00	15.00	7.50	7.50	7.50	7.50	15.00	15.00	7.50	7.50	7.50	7.50		
Woodsworth College Students' Association	37.12	-	149.62	-	149.62	-	36.69	-	138.67	-	138.67	-		
Students' Administrative Council	-	18.08	-	79.79	-	79.79	-	18.03	-	77.54	-	77.54		
Association of Part-time Undergraduate Students	7.50	-	7.50	-	7.50	-	7.50	-	7.50	-	7.50	-		
Arts & Science Students' Union	3.75	-	3.75	-	3.75	-	2.50	-	3.75	-	3.75	-		
U of T Community Radio	1.27	-	1.29	-	1.29	-	1.25	-	1.27	-	1.27	-		
The Varsity	136.05	27.21	136.05	27.21	136.05	27.21	132.79	26.56	132.79	26.56	132.79	26.56		
Athletics & Recreation	69.11	13.83	69.11	13.83	69.11	13.83	66.76	13.35	66.76	13.35	66.76	13.35		
Hart House	113.83	22.77	113.83	22.77	113.83	22.77	108.06	21.61	108.06	21.61	108.06	21.61		
Student Life Programs & Services	383.63	96.89	488.65	151.10	488.65	151.10	370.55	94.55	466.30	146.56	466.30	146.56		
Total	+3.5%	+2.5%	+4.8%	+3.1%	+4.8%	+3.1%	+5.1%	+2.8%	+3.2%	+1.8%	+3.2%	+1.8%		
Change From Previous Year			Fall + Winter:				Full-time	977.30	Fall + Winter:				Full-time	932.60
					Part-time	302.20			Part-time		Part-time	293.12		

Compulsory Non-Academic Incidental Fees

GRADUATE STUDIES

Graduate Studies St. George	Summer 2010		Fall 2010		Winter 2011		Summer 2009		Fall 2009		Winter 2010	
	Full-time	Part-time	Full-time	Part-time	Full-time	Part-time	Full-time	Part-time	Full-time	Part-time	Full-time	Part-time
Graduate Students' Union	-	40.77	215.41	87.71	215.41	87.71	-	40.60	209.72	80.89	209.72	80.89
Athletics & Recreation	-	27.21	136.05	27.21	136.05	27.21	-	26.56	132.79	26.56	132.79	26.56
Hart House	-	13.83	69.11	13.83	69.11	13.83	-	13.35	66.76	13.35	66.76	13.35
Student Life Programs & Services	-	22.77	113.83	22.77	113.83	22.77	-	21.61	108.06	21.61	108.06	21.61
Total	0.00	104.58	534.40	151.52	534.40	151.52	0.00	102.12	517.33	142.41	517.33	142.41
Change From Previous Year		+2.4%	+3.3%	+6.4%	+3.3%	+6.4%		+0.1%	+3.9%	+5.0%	+3.9%	+5.0%
						Fall + Winter:	Full-time 1,068.80		Fall + Winter:		Full-time 1,034.66	
							Part-time 303.04				Part-time 284.82	

Graduate Studies Mississauga	Summer 2010		Fall 2010		Winter 2011		Summer 2009		Fall 2009		Winter 2010	
	Full-time	Part-time	Full-time	Part-time	Full-time	Part-time	Full-time	Part-time	Full-time	Part-time	Full-time	Part-time
Graduate Students' Union	-	40.77	215.41	87.71	215.41	87.71	-	40.60	209.72	80.89	209.72	80.89
Physical Education & Athletics	-	32.04	160.21	32.04	160.21	32.04	-	32.04	160.21	32.04	160.21	32.04
Athletics & Recreation	-	3.16	15.78	3.16	15.78	3.16	-	3.08	15.40	3.08	15.40	3.08
Hart House	-	0.43	2.12	0.43	2.12	0.43	-	0.42	2.05	0.42	2.05	0.42
Health Service	-	5.63	28.15	5.63	28.15	5.63	-	5.22	26.11	5.22	26.11	5.22
Student Services	-	21.87	113.18	22.64	113.18	22.64	-	20.76	103.78	20.76	103.78	20.76
Summer Shuttle Services	-	0.79	3.94	0.79	3.94	0.79	-	0.77	3.87	0.77	3.87	0.77
Mississauga Transit U-Pass	-	0.00	49.57	0.00	49.57	0.00	-	0.00	48.60	0.00	48.60	0.00
Total	0.00	104.69	588.36	152.40	588.36	152.40	0.00	102.89	569.74	143.18	569.74	143.18
Change From Previous Year		+1.7%	+3.3%	+6.4%	+3.3%	+6.4%		-0.9%	+3.3%	+4.2%	+3.3%	+4.2%
						Fall + Winter:	Full-time 1,176.72		Fall + Winter:		Full-time 1,139.48	
							Part-time 304.80				Part-time 286.36	

Graduate Studies Scarborough	Summer 2010		Fall 2010		Winter 2011		Summer 2009		Fall 2009		Winter 2010	
	Full-time	Part-time	Full-time	Part-time	Full-time	Part-time	Full-time	Part-time	Full-time	Part-time	Full-time	Part-time
Graduate Students' Union	-	40.77	215.41	87.71	215.41	87.71	-	40.60	209.72	80.89	209.72	80.89
Scarborough College Athletic Fee	-	20.51	102.57	20.51	102.57	20.51	-	19.54	97.69	19.54	97.69	19.54
Athletics & Recreation	-	3.16	15.78	3.16	15.78	3.16	-	3.08	15.40	3.08	15.40	3.08
Hart House	-	0.43	2.12	0.43	2.12	0.43	-	0.42	2.05	0.42	2.05	0.42
Health Service	-	9.94	49.71	9.94	49.71	9.94	-	8.98	44.91	8.98	44.91	8.98
Student Services	-	29.61	148.03	29.61	148.03	29.61	-	27.15	135.76	27.15	135.76	27.15
Total	0.00	104.42	533.62	151.36	533.62	151.36	0.00	99.77	505.53	140.06	505.53	140.06
Change From Previous Year		+4.7%	+5.6%	+8.1%	+5.6%	+8.1%		+1.2%	+5.2%	+6.0%	+5.2%	+6.0%
						Fall + Winter:	Full-time 1,067.24		Fall + Winter:		Full-time 1,011.06	
							Part-time 302.72				Part-time 280.12	

Graduate Studies: Faculty of Information Studies Information Studies (not including Museum Studies)	Summer 2010		Fall 2010		Winter 2011		Summer 2009		Fall 2009		Winter 2010	
	Full-time	Part-time	Full-time	Part-time	Full-time	Part-time	Full-time	Part-time	Full-time	Part-time	Full-time	Part-time
Information Studies Student Council	-	0.00	50.00	25.00	50.00	25.00	-	0.00	50.00	25.00	50.00	25.00
Graduate Students' Union	-	40.77	215.41	87.71	215.41	87.71	-	40.60	209.72	80.89	209.72	80.89
Athletics & Recreation	-	27.21	136.05	27.21	136.05	27.21	-	26.56	132.79	26.56	132.79	26.56
Hart House	-	13.83	69.11	13.83	69.11	13.83	-	13.35	66.76	13.35	66.76	13.35
Student Life Programs & Services	-	22.77	113.83	22.77	113.83	22.77	-	21.61	108.06	21.61	108.06	21.61
Total	0.00	104.58	584.40	176.52	584.40	176.52	0.00	102.12	567.33	167.41	567.33	167.41
Change From Previous Year		+2.4%	+3.0%	+5.4%	+3.0%	+5.4%		+0.1%	+3.5%	+4.2%	+3.5%	+4.2%
						Fall + Winter:	Full-time 1,168.80		Fall + Winter:		Full-time 1,134.66	
							Part-time 353.04				Part-time 334.82	

Graduate Studies: Rotman School of Management MBA (Degree Students)	Summer 2010		Fall 2010		Winter 2011		Summer 2009		Fall 2009		Winter 2010	
	Full-time	Part-time	Full-time	Part-time	Full-time	Part-time	Full-time	Part-time	Full-time	Part-time	Full-time	Part-time
Graduate Business Council	-	20.00	30.00	15.00	30.00	15.00	-	20.00	30.00	15.00	30.00	15.00
Graduate Students' Union	-	40.77	215.41	87.71	215.41	87.71	-	40.60	209.72	80.89	209.72	80.89
Athletics & Recreation	-	27.21	136.05	27.21	136.05	27.21	-	26.56	132.79	26.56	132.79	26.56
Hart House	-	13.83	69.11	13.83	69.11	13.83	-	13.35	66.76	13.35	66.76	13.35
Student Life Programs & Services	-	22.77	113.83	22.77	113.83	22.77	-	21.61	108.06	21.61	108.06	21.61
Total	0.00	124.58	564.40	166.52	564.40	166.52	0.00	122.12	547.33	157.41	547.33	157.41
Change From Previous Year		+2.0%	+3.1%	+5.8%	+3.1%	+5.8%		+0.1%	+3.7%	+4.5%	+3.7%	+4.5%
						Fall + Winter:	Full-time 1,128.80		Fall + Winter:		Full-time 1,094.66	
							Part-time 333.04				Part-time 314.82	

Graduate Studies: Rotman School of Management MBA (Special Students)	Summer 2010		Fall 2010		Winter 2011		Summer 2009		Fall 2009		Winter 2010	
	Full-time	Part-time	Full-time	Part-time	Full-time	Part-time	Full-time	Part-time	Full-time	Part-time	Full-time	Part-time
Graduate Students' Union	-	-	215.41	-	215.41	-	-	-	209.72	-	209.72	-
Athletics & Recreation	-	-	136.05	-	136.05	-	-	-	132.79	-	132.79	-
Hart House	-	-	69.11	-	69.11	-	-	-	66.76	-	66.76	-
Student Life Programs & Services	-	-	113.83	-	113.83	-	-	-	108.06	-	108.06	-
Total	0.00	0.00	534.40	0.00	534.40	0.00	0.00	0.00	517.33	0.00	517.33	0.00
Change From Previous Year			+3.3%		+3.3%				+3.9%		+3.9%	
						Fall + Winter:	Full-time 1,068.80		Fall + Winter:		Full-time 1,034.66	
							Part-time 0.00				Part-time 0.00	

Compulsory Non-Academic Incidental Fees

GRADUATE STUDIES (continued)

Graduate Studies: Rotman School of Management MMPA (Mississauga)	Full-time		Full-time		Full-time		Full-time		Full-time		Full-time	
	Full-time	Part-time	Full-time	Part-time	Full-time	Part-time	Full-time	Part-time	Full-time	Part-time	Full-time	Part-time
Graduate Business Council	-	-	30.00	-	30.00	-	-	-	30.00	-	30.00	-
Graduate Students' Union	-	-	215.41	-	215.41	-	-	209.72	-	209.72	-	-
Physical Education & Athletics	-	-	160.21	-	160.21	-	-	160.21	-	160.21	-	-
Centre for Physical Education	-	-	0.00	-	0.00	-	-	0.00	-	0.00	-	-
Athletics Building Levy	-	-	0.00	-	0.00	-	-	0.00	-	0.00	-	-
Athletics & Recreation	-	-	15.78	-	15.78	-	-	15.40	-	15.40	-	-
Hart House	-	-	2.12	-	2.12	-	-	2.05	-	2.05	-	-
Health Service	-	-	28.15	-	28.15	-	-	26.11	-	26.11	-	-
Student Services	-	-	113.18	-	113.18	-	-	103.78	-	103.78	-	-
Summer Shuttle Services	-	-	3.94	-	3.94	-	-	3.87	-	3.87	-	-
Mississauga Transit U-Pass	-	-	49.57	-	49.57	-	-	48.60	-	48.60	-	-
Total	0.00	0.00	618.36	0.00	618.36	0.00	0.00	599.74	0.00	599.74	0.00	0.00
Change From Previous Year			+3.1%		+3.1%			+3.1%		+3.1%		

Fall + Winter:	Full-time	1,236.72	System Access Fee Full-time	1,199.48
	Part-time	0.00	Part-time	0.00

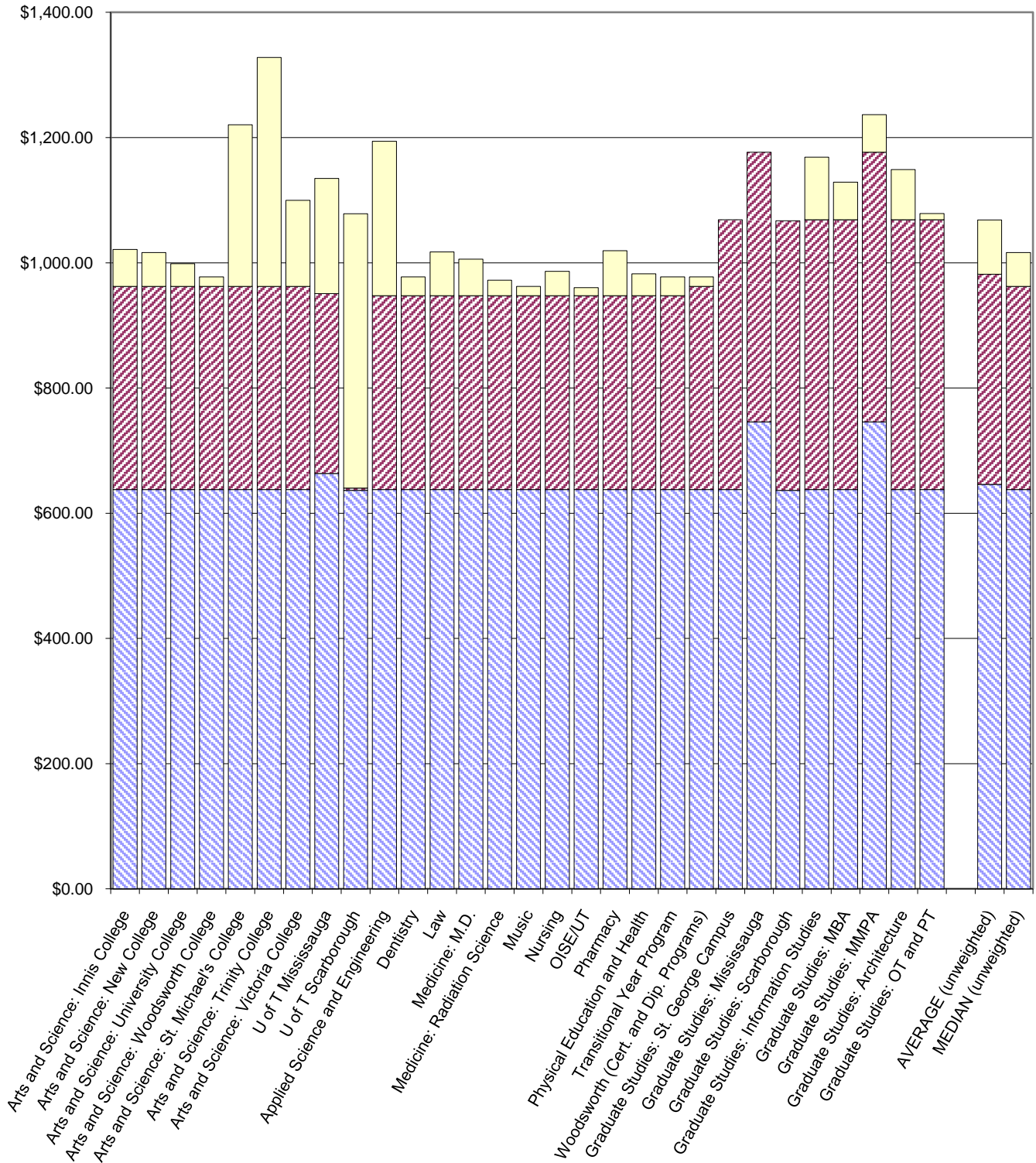
Graduate Studies: Architecture, Landscape & Design	Summer 2010		Fall 2010		Winter 2011		Summer 2009		Fall 2009		Winter 2010	
	Full-time	Part-time	Full-time	Part-time	Full-time	Part-time	Full-time	Part-time	Full-time	Part-time	Full-time	Part-time
Graduate Architecture, Landscape & Design Student Union	-	0.00	40.00	25.00	40.00	25.00	-	0.00	40.00	25.00	40.00	25.00
Graduate Students' Union	-	40.77	215.41	87.71	215.41	87.71	-	40.60	209.72	80.89	209.72	80.89
Athletics & Recreation	-	27.21	136.05	27.21	136.05	27.21	-	26.56	132.79	26.56	132.79	26.56
Hart House	-	13.83	69.11	13.83	69.11	13.83	-	13.35	66.76	13.35	66.76	13.35
Student Life Programs & Services	-	22.77	113.83	22.77	113.83	22.77	-	21.61	108.06	21.61	108.06	21.61
Total	0.00	104.58	574.40	176.52	574.40	176.52	0.00	102.12	557.33	167.41	557.33	167.41
Change From Previous Year		+2.4%	+3.1%	+5.4%	+3.1%	+5.4%	+0.1%	+3.6%	+4.2%	+3.6%	+4.2%	

Fall + Winter:	Full-time	1,148.80	Fall + Winter:	Full-time	1,114.66
	Part-time	353.04		Part-time	334.82

Graduate Studies Occupational Therapy and Physical Therapy	Summer 2010		Fall 2010		Winter 2011		Summer 2009		Fall 2009		Winter 2010	
	Full-time	Part-time	Full-time	Part-time	Full-time	Part-time	Full-time	Part-time	Full-time	Part-time	Full-time	Part-time
Occupational Therapy & Physical Therapy Graduate Students Council	-	0.00	5.00	5.00	5.00	5.00	-	0.00	5.00	5.00	5.00	5.00
Graduate Students' Union	-	40.77	215.41	87.71	215.41	87.71	-	40.60	209.72	80.89	209.72	80.89
Athletics & Recreation	-	27.21	136.05	27.21	136.05	27.21	-	26.56	132.79	26.56	132.79	26.56
Hart House	-	13.83	69.11	13.83	69.11	13.83	-	13.35	66.76	13.35	66.76	13.35
Student Life Programs & Services	-	22.77	113.83	22.77	113.83	22.77	-	21.61	108.06	21.61	108.06	21.61
Total	0.00	104.58	539.40	156.52	539.40	156.52	0.00	102.12	522.33	147.41	522.33	147.41
Change From Previous Year		+2.4%	+3.3%	+6.2%	+3.3%	+6.2%	+0.1%	+3.9%	+4.8%	+3.9%	+4.8%	

Fall + Winter:	Full-time	1,078.80	Fall + Winter:	Full-time	1,044.66
	Part-time	313.04		Part-time	294.82

Typical Fall/Winter Incidental Fees (Full-time Students)

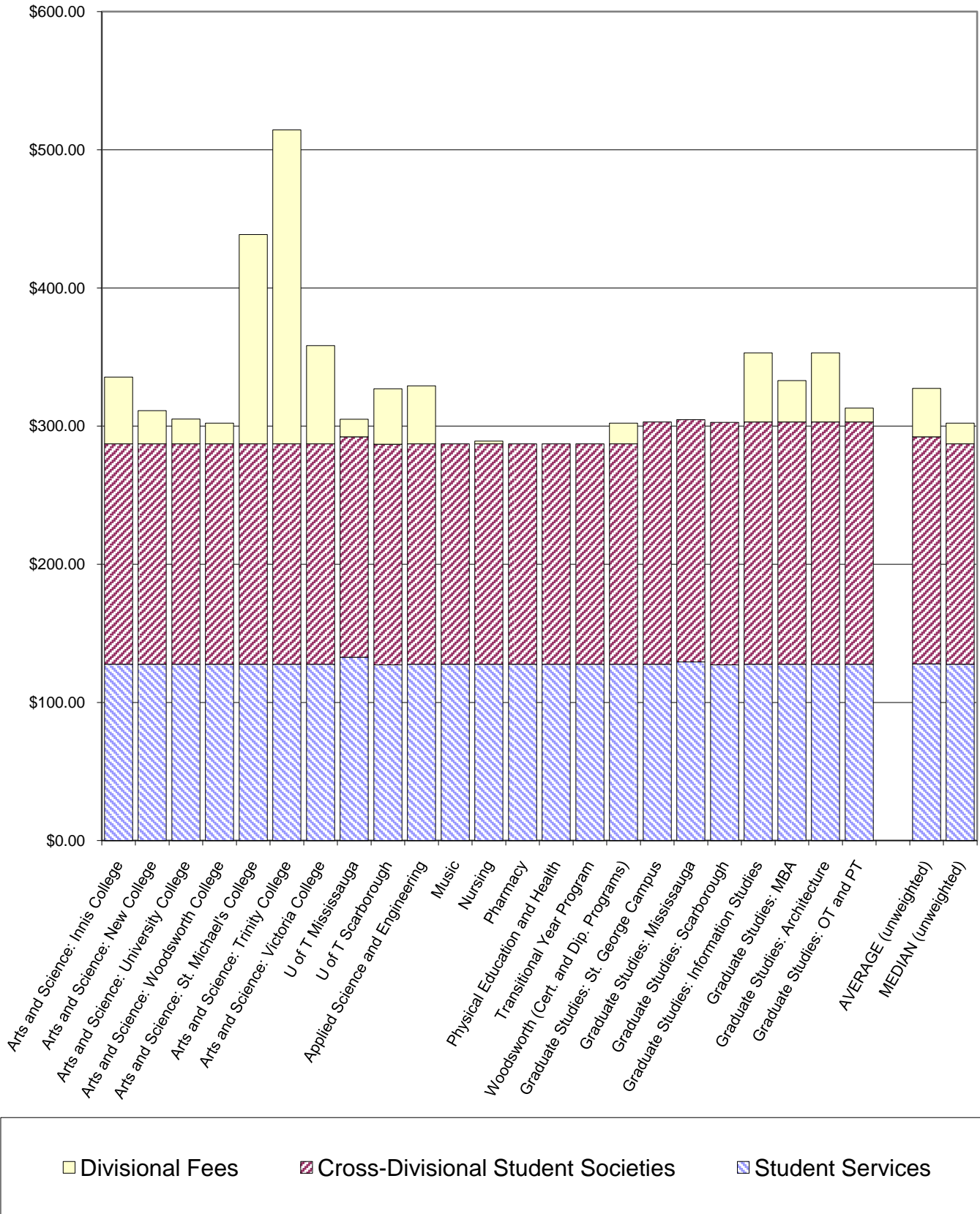


Student Services

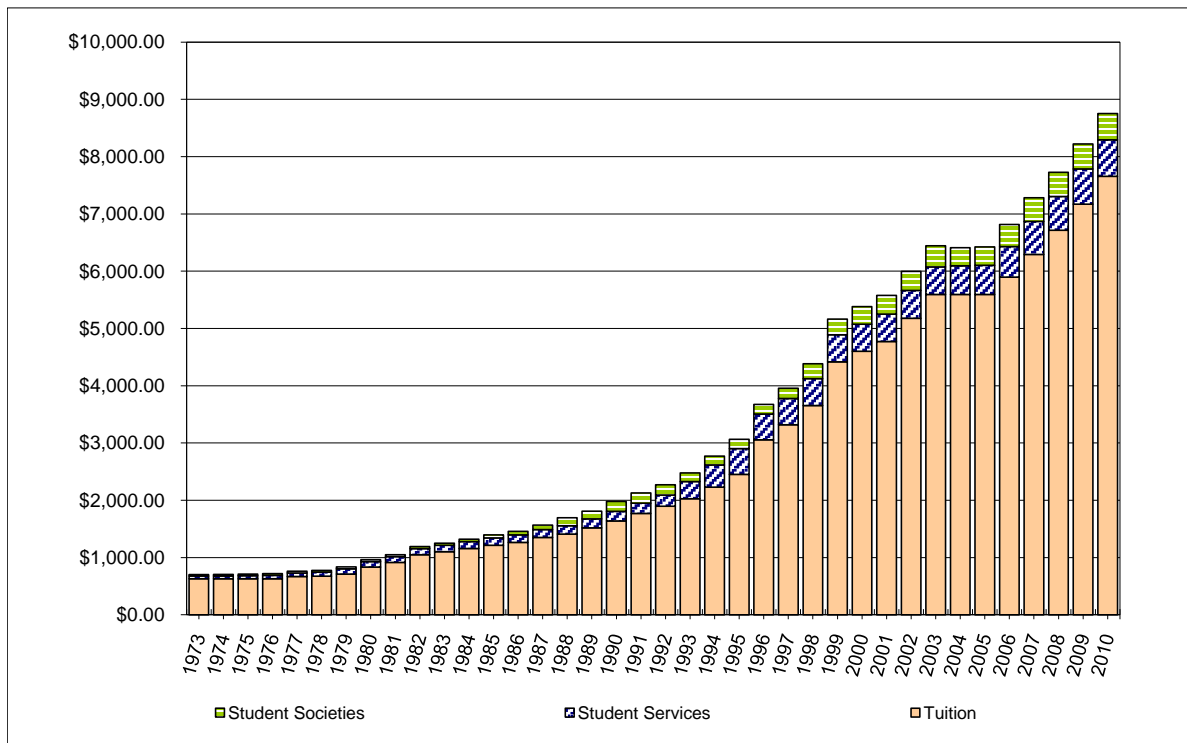
Cross-Divisional Student Societies

Divisional Fees

Typical Fall/Winter Incidental Fees (Part-time Students)

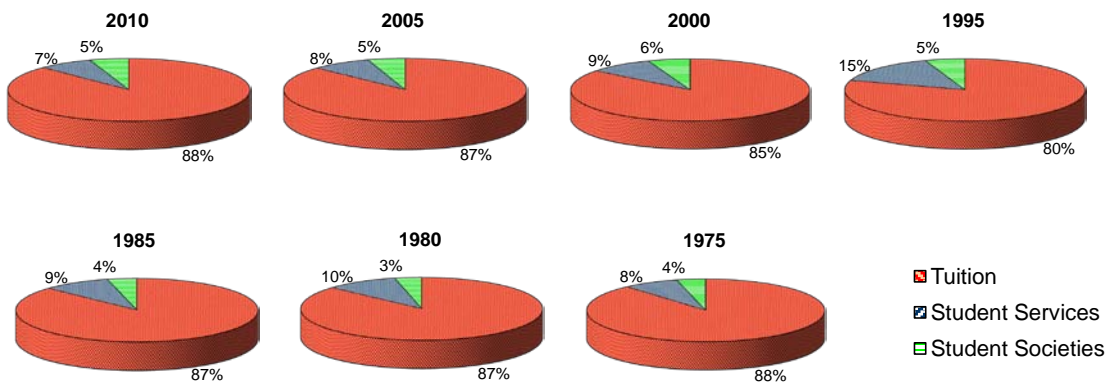


Typical Fall-Winter Full-time Student Fees Since 1973



The fees for a "typical fall-winter full-time student" are the average fees charged through the fall and winter academic period to a full-time University College student (with a course load of 5.0 FCE) and a full-time first year Applied Science and Engineering student. See next page for data.

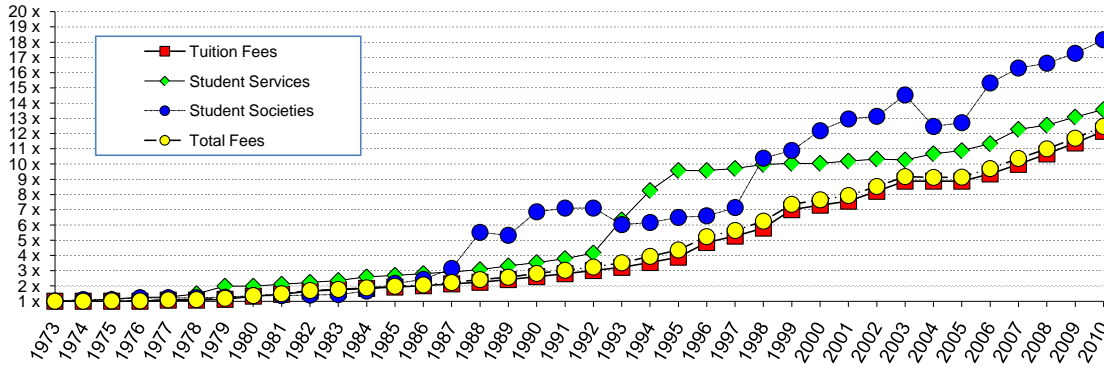
Proportions of Fees Since 1975



.....

Compulsory Non-Academic Incidental Fees

Relative Increases (Fall/Winter Fees)



Data Used for Charts on Pages 11-12

YEAR	RELATIVE CHANGES				TOTAL FALL-WINTER FEES				STUDENT SERVICE FEES				STUDENT SOCIETY FEES		
	Tuition Fees	Student Services	Student Societies	Total Fees	Tuition Fees	Student Services (Total)	Student Societies (UC/Eng. Ave+SAC)	Total Fees	Athletics & Recreation	Hart House	Health Services	Student Services + Student Affairs	U.C. Lit. + ASSU	Eng. Society	SAC St. George + Varsity + CIUT
1973	1.00	1.00	1.00	1.00	\$630.00	\$47.00	\$25.25	\$702.25	\$15.00	\$20.00	\$12.00		\$10.00	\$12.50	\$14.00
1974	1.00	1.00	1.11	1.00	\$630.00	\$47.00	\$28.00	\$705.00	\$15.00	\$20.00	\$12.00		\$10.00	\$15.00	\$15.50
1975	1.00	1.15	1.11	1.01	\$630.00	\$54.00	\$28.00	\$712.00	\$20.00	\$22.00	\$12.00		\$10.00	\$15.00	\$15.50
1976	1.00	1.26	1.23	1.03	\$630.00	\$59.00	\$31.00	\$720.00	\$25.00	\$22.00	\$12.00		\$16.00	\$17.00	\$14.50
1977	1.06	1.27	1.23	1.08	\$670.00	\$59.50	\$31.00	\$760.50	\$25.00	\$22.00	\$12.50		\$16.00	\$17.00	\$14.50
1978	1.07	1.49	1.23	1.11	\$675.00	\$70.00	\$31.00	\$776.00	\$26.50	\$25.00	\$18.50		\$16.00	\$17.00	\$14.50
1979	1.13	1.99	1.27	1.19	\$710.00	\$93.50	\$32.00	\$835.50	\$43.00	\$32.00	\$18.50		\$18.00	\$17.00	\$14.50
1980	1.33	1.99	1.37	1.37	\$835.00	\$93.50	\$34.50	\$963.00	\$43.00	\$32.00	\$18.50		\$18.00	\$22.00	\$14.50
1981	1.45	2.12	1.37	1.49	\$915.00	\$99.50	\$34.50	\$1,049.00	\$47.00	\$34.00	\$18.50		\$18.00	\$22.00	\$14.50
1982	1.67	2.24	1.41	1.70	\$1,050.00	\$105.25	\$35.50	\$1,190.75	\$49.75	\$37.00	\$18.50		\$20.00	\$22.00	\$14.50
1983	1.75	2.36	1.44	1.78	\$1,102.00	\$111.00	\$36.25	\$1,249.25	\$52.50	\$40.00	\$18.50		\$20.00	\$22.00	\$15.25
1984	1.84	2.60	1.67	1.88	\$1,157.00	\$122.00	\$42.25	\$1,321.25	\$55.50	\$43.00	\$23.50		\$26.00	\$22.00	\$18.25
1985	1.93	2.70	2.17	1.99	\$1,215.00	\$126.75	\$54.88	\$1,396.63	\$58.25	\$45.00	\$23.50		\$26.00	\$41.25	\$21.25
1986	2.01	2.81	2.43	2.08	\$1,265.00	\$132.25	\$61.38	\$1,458.63	\$60.75	\$48.00	\$23.50		\$26.00	\$46.75	\$25.00
1987	2.14	2.93	3.15	2.23	\$1,350.00	\$137.50	\$79.54	\$1,567.04	\$63.50	\$50.50	\$23.50		\$40.75	\$49.75	\$34.29
1988	2.24	3.07	5.52	2.41	\$1,410.00	\$144.25	\$139.42	\$1,693.67	\$67.75	\$53.00	\$23.50		\$40.75	\$155.50	\$41.29
1989	2.41	3.32	5.32	2.58	\$1,520.00	\$156.00	\$134.29	\$1,810.29	\$72.25	\$56.75	\$27.00		\$44.50	\$155.50	\$34.29
1990	2.60	3.54	6.87	2.82	\$1,640.00	\$166.25	\$173.50	\$1,979.75	\$76.75	\$61.00	\$28.50		\$52.50	\$160.50	\$67.00
1991	2.81	3.80	7.11	3.03	\$1,770.00	\$178.50	\$179.47	\$2,127.97	\$81.25	\$65.90	\$31.35		\$52.50	\$167.00	\$69.72
1992	3.01	4.16	7.11	3.23	\$1,895.00	\$195.65	\$179.64	\$2,270.29	\$87.00	\$75.40	\$33.25		\$52.50	\$167.87	\$69.45
1993	3.22	6.34	6.03	3.53	\$2,027.65	\$297.92	\$152.35	\$2,477.92	\$94.50	\$108.50	\$33.25	\$61.67	\$54.75	\$168.34	\$40.80
1994	3.54	8.27	6.16	3.95	\$2,228.00	\$388.49	\$155.56	\$2,772.05	\$117.00	\$113.90	\$34.25	\$123.34	\$56.75	\$170.92	\$41.72
1995	3.89	9.58	6.50	4.36	\$2,451.00	\$450.15	\$164.12	\$3,065.27	\$117.00	\$113.90	\$34.25	\$185.00	\$41.75	\$176.00	\$55.24
1996	4.85	9.58	6.60	5.23	\$3,057.00	\$450.15	\$166.63	\$3,673.78	\$117.00	\$113.90	\$34.25	\$185.00	\$41.75	\$176.76	\$57.37
1997	5.27	9.71	7.14	5.63	\$3,319.90	\$456.40	\$180.26	\$3,956.56	\$163.42	\$115.61	\$34.25	\$143.12	\$43.75	\$195.56	\$60.60
1998	5.80	9.97	10.39	6.24	\$3,654.00	\$468.70	\$262.28	\$4,384.98	\$168.81	\$119.66	\$34.25	\$145.98	\$43.75	\$195.82	\$142.49
1999	7.01	10.04	10.89	7.35	\$4,417.50	\$472.07	\$274.96	\$5,164.53	\$172.18	\$119.66	\$34.25	\$145.98	\$44.00	\$196.15	\$154.88
2000	7.30	10.05	12.19	7.66	\$4,600.50	\$472.37	\$307.87	\$5,380.74	\$173.16	\$119.66	\$34.25	\$145.30	\$44.00	\$201.96	\$184.89
2001	7.57	10.20	12.96	7.94	\$4,771.00	\$479.35	\$327.23	\$5,577.58	\$179.56	\$120.24	\$34.25	\$145.30	\$44.00	\$201.96	\$204.25
2002	8.22	10.33	13.13	8.54	\$5,178.50	\$485.62	\$331.51	\$5,995.63	\$179.56	\$124.39	\$34.25	\$147.42	\$44.00	\$177.38	\$220.82
2003	8.88	10.27	14.54	9.17	\$5,592.50	\$482.68	\$367.18	\$6,442.36	\$183.16	\$116.54	\$34.26	\$148.72	\$44.04	\$175.48	\$257.42
2004	8.88	10.68	12.48	9.13	\$5,592.50	\$501.94	\$315.00	\$6,409.44	\$195.38	\$120.62	\$34.26	\$151.68	\$44.04	\$176.68	\$204.64
2005	8.88	10.88	12.71	9.15	\$5,592.50	\$511.30	\$320.86	\$6,424.66	\$199.28	\$123.04	\$34.26	\$154.72	\$44.04	\$208.44	\$194.62
2006	9.36	11.34	15.32	9.71	\$5,896.50	\$532.88	\$386.84	\$6,816.22	\$209.82	\$127.34	\$35.46	\$160.26	\$50.26	\$209.30	\$257.06
2007	9.99	12.28	16.31	10.37	\$6,292.00	\$577.22	\$411.75	\$7,280.97	\$247.04	\$130.00	\$36.16	\$164.02	\$50.48	\$215.30	\$278.86
2008	10.66	12.55	16.62	11.00	\$6,715.50	\$590.04	\$419.53	\$7,725.07	\$251.62	\$132.60	\$0.00	\$205.82	\$50.90	\$220.20	\$283.98
2009	11.38	13.09	17.27	11.71	\$7,169.00	\$615.22	\$436.16	\$8,220.38	\$265.58	\$133.52	\$0.00	\$216.12	\$51.20	\$246.36	\$287.38
2010	12.15	13.57	18.15	12.46	\$7,655.50	\$637.98	\$458.37	\$8,751.85	\$272.10	\$138.22	\$0.00	\$227.66	\$51.20	\$246.90	\$309.32

NOTES ON DATA:

- 1) Prior to 1996-97, tuition is reported as the academic fees paid by either a full-time Applied Science and Engineering student or a full-time Arts & Science student with a course load of 5.0 FCE. Beginning in 1996-97, tuition is reported as the average paid by a full-time year 1 Applied Science and Engineering student and a full-time Arts & Science student with a course load of 5.0 FCE.
- 2) Prior to 1977-78, the Athletics and Recreation fee is reported as the average of the men's athletics fee and the women's athletics fee.
- 3) The Athletics & Recreation and Hart House fees for 1982-83 are reported as the average of the 1981-82 and 1983-84 fees as no records of the 1982-83 fees are available.
- 4) In 2008-09, the former Health Services, Student Affairs, and Student Services fees were combined as a single Student Life Programs and Services fee.

Compulsory Non-Academic Incidental Fees

Schedule 1: Student Society Fees

Student Societies	Summer 2010		Fall 2010		Winter 2011		Summer 2009		Fall 2009		Winter 2010		
	Full-time	Part-time	Full-time	Part-time	Full-time	Part-time	Full-time	Part-time	Full-time	Part-time	Full-time	Part-time	
Arts & Science Students' Union													
Society	7.50		7.50		7.50		7.50		7.50		7.50		
TOTAL	\$7.50	\$0.00	\$7.50	\$0.00	\$7.50	\$0.00	\$7.50	\$0.00	\$7.50	\$0.00	\$7.50	\$0.00	
Change From Previous Year	+0.0%	+0.00	+0.0%	+0.00	+0.0%	+0.00	+0.0%	+0.00	+0.0%	+0.00	+0.0%	+0.00	
Association of Part-time Undergraduate Students													
Society		13.65		13.65		13.65		13.65		13.65		13.65	
Ontario Public Interest Research Group (refundable)		1.00		0.50		0.50		1.00		0.50		0.50	
Canadian Federation of Students (CFS) & CFS-Ontario (cost of living increases permitted without referendum - approved fall 2002)		3.43		3.47		3.47		3.38		3.43		3.43	
Accident & Prescription Drug Insurance Plan (including sales tax; refundable; increases up to 10% permitted without referendum - approved spring 1994)				33.89		33.89				31.68		31.68	
Dental Plan (including sales tax; refundable; increases up to 10% permitted without referendum - approved spring of 2005)				28.28		28.28				28.28		28.28	
TOTAL	\$0.00	\$18.08	\$0.00	\$79.79	\$0.00	\$79.79	\$0.00	\$18.03	\$0.00	\$77.54	\$0.00	\$77.54	
Change From Previous Year		+0.3%	+0.05	+2.9%	+2.25	+2.9%	+2.25	+0.4%	+0.07	+0.1%	+0.05	+0.1%	+0.05
Dental Students' Society													
Society (cost of living increases permitted without referendum - approved spring 1994)			15.00		15.00				15.00		15.00		
TOTAL	\$0.00	\$0.00	\$15.00	\$0.00	\$15.00	\$0.00	\$0.00	\$0.00	\$15.00	\$0.00	\$15.00	\$0.00	
Change From Previous Year			+0.0%	+0.00	+0.0%	+0.00			+0.0%	+0.00	+0.0%	+0.00	
Engineering Society													
Society (cost of living increases permitted to the full-time amount without referendum - approved spring 1991) – See Note 2			22.32	20.99	22.32	20.99			22.05	20.99	22.05	20.99	
Engineering Career Centre (through 2010-11; referendum required for continuation)			12.50		12.50				12.50		12.50		
Engineering Athletic Association			4.50		4.50				4.50		4.50		
Formula SAE Racing Team (through 2010-11; referendum required for continuation)			2.25		2.25				2.25		2.25		
Blue Sky Solar Car Team (through 2011-12; referendum required for continuation)			2.75		2.75				2.75		2.75		
Special Projects Levy (through 2010-11; referendum required for continuation)			75.00		75.00				75.00		75.00		
Human Powered Vehicle Design (through 2010-11; referendum required for continuation)			1.25		1.25				1.25		1.25		
Engineers Without Borders (through 2010-11; referendum required for continuation)			1.25		1.25				1.25		1.25		
Concrete Canoe Team (through 2011-12; referendum required for continuation)			1.63		1.63				1.63		1.63		
TOTAL	\$0.00	\$0.00	\$123.45	\$20.99	\$123.45	\$20.99	\$0.00	\$0.00	\$123.18	\$20.99	\$123.18	\$20.99	
Change From Previous Year			+0.2%	+0.0%	+0.2%	+0.0%			+11.9%	+0.0%	+11.9%	+0.0%	
			+0.27	+0.00	+0.27	+0.00			+13.08	+0.00	+13.08	+0.00	
Erindale Part-time Undergraduate Students													
Society		0.00		0.00		0.00		0.00		0.00		0.00	
Student Centre Levy (reduced to \$3.75 per session beginning in Fall 2009)		3.75		3.75		3.75		15.60		3.75		3.75	
TOTAL	\$0.00	\$3.75	\$0.00	\$3.75	\$0.00	\$3.75	\$0.00	\$15.60	\$0.00	\$3.75	\$0.00	\$3.75	
Change From Previous Year		-76.0%	-11.85	+0.0%	+0.00	+0.0%	+0.00	-11.4%	-2.00	-57.4%	-5.05	-57.4%	-5.05
Graduate Business Council													
Society (cost of living increases permitted without referendum - approved spring 2006)		20.00	30.00	15.00	30.00	15.00		20.00	30.00	15.00	30.00	15.00	
TOTAL	\$0.00	\$20.00	\$30.00	\$15.00	\$30.00	\$15.00	\$0.00	\$20.00	\$30.00	\$15.00	\$30.00	\$15.00	
Change From Previous Year		+0.0%	+0.00	+0.0%	+0.00	+0.0%	+0.00	+0.0%	+0.00	+0.0%	+0.00	+0.0%	+0.00
Graduate Architecture, Landscape & Design Student Union													
Society			40.00	25.00	40.00	25.00			40.00	25.00	40.00	25.00	
TOTAL	\$0.00	\$0.00	\$40.00	\$25.00	\$40.00	\$25.00	\$0.00	\$0.00	\$40.00	\$25.00	\$40.00	\$25.00	
Change From Previous Year			+0.0%	+0.00	+0.0%	+0.00			+0.0%	+0.00	+0.0%	+0.00	
			+0.00	+0.00	+0.00	+0.00			+0.00	+0.00	+0.00	+0.00	

Compulsory Non-Academic Incidental Fees

Student Societies	Summer 2010		Fall 2010		Winter 2011		Summer 2009		Fall 2009		Winter 2010	
	Full-time	Part-time	Full-time	Part-time	Full-time	Part-time	Full-time	Part-time	Full-time	Part-time	Full-time	Part-time
Graduate Students' Union												
Society (cost of living increases permitted without referendum - approved spring 1990)		28.95	29.30	14.65	29.30	14.65		28.95	28.95	14.48	28.95	14.48
Canadian Federation of Students (CFS) & CFS-Ontario (cost of living increases permitted without referendum - approved spring 1998)		7.32	7.35	3.67	7.35	3.67		7.15	7.32	3.66	7.32	3.66
Ontario Public Interest Research Group (refundable)		2.50	2.50	1.25	2.50	1.25		2.50	2.50	1.25	2.50	1.25
Downtown Legal Services (refundable)		1.50	1.50	0.75	1.50	0.75		1.50	1.50	0.75	1.50	0.75
Women's Centre (refundable)		0.50	0.50	0.25	0.50	0.25		0.50	0.50	0.25	0.50	0.25
The Peer Review (refundable; cost of living increases permitted without referendum - approved spring 2004)								0.00	0.00	0.00	0.00	0.00
Bikechain (refundable)			0.50	0.25	0.50	0.25						
Supplementary Health Coverage (including administration fee and sales tax; refundable; increases up to health industry index permitted without referendum - current provisions approved spring 1999)			106.87		106.87				108.45		108.45	
Dental Plan (including administration fee and sales tax; refundable; increases up to dental industry index permitted without referendum - current provisions approved spring 2006)			66.89	66.89	66.89	66.89			60.50	60.50	60.50	60.50
TOTAL	\$0.00	\$40.77	\$215.41	\$87.71	\$215.41	\$87.71	\$0.00	\$40.60	\$209.72	\$80.89	\$209.72	\$80.89
Change From Previous Year		+0.4%	+2.7%	+8.4%	+2.7%	+8.4%		-5.6%	+3.4%	+5.6%	+3.4%	+5.6%
		+0.17	+5.69	+6.82	+5.69	+6.82		-2.39	+6.82	+4.27	+6.82	+4.27
Faculty of Information Studies Student Council (FISSC)												
Society			12.50	6.25	12.50	6.25						
Technology Upgrade Fund (through 2010-11; referendum required for continuation) – see note 3			50.00	25.00	50.00	25.00			50.00	25.00	50.00	25.00
TOTAL	\$0.00	\$0.00	\$62.50	\$31.25	\$62.50	\$31.25	\$0.00	\$0.00	\$50.00	\$25.00	\$50.00	\$25.00
Change From Previous Year			+25.0%	+25.0%	+25.0%	+25.0%			+0.0%	+0.0%	+0.0%	+0.0%
			+12.50	+6.25	+12.50	+6.25			+0.00	+0.00	+0.00	+0.00
Faculty of Information Studies Doctoral Students Association												
Technology Upgrade Fund (through 2010-11; referendum required for continuation) – see note 3			50.00	25.00	50.00	25.00			50.00	25.00	50.00	25.00
TOTAL	\$0.00	\$0.00	\$50.00	\$25.00	\$50.00	\$25.00	\$0.00	\$0.00	\$50.00	\$25.00	\$50.00	\$25.00
Change From Previous Year			+0.0%	+0.0%	+0.0%	+0.0%			+0.0%	+0.0%	+0.0%	+0.0%
			+0.00	+0.00	+0.00	+0.00			+0.00	+0.00	+0.00	+0.00
Innis College Student Society												
Society (cost of living increases permitted without referendum - approved spring 2000)			18.43	18.43	18.43	18.43			18.21	18.21	18.21	18.21
Harold Innis Foundation			0.00	0.00	0.00	0.00			0.50	0.50	0.50	0.50
Refugee Student Fund			3.50	3.50	3.50	3.50			3.50	3.50	3.50	3.50
TOTAL	\$0.00	\$0.00	\$21.93	\$21.93	\$21.93	\$21.93	\$0.00	\$0.00	\$22.21	\$22.21	\$22.21	\$22.21
Change From Previous Year			-1.3%	-1.3%	-1.3%	-1.3%			+0.0%	+0.0%	+0.0%	+0.0%
			-0.28	-0.28	-0.28	-0.28			+0.00	+0.00	+0.00	+0.00
Medical Radiation Sciences Society (MRSS)												
Society			12.50		12.50				12.50		12.50	
TOTAL	\$0.00	\$0.00	\$12.50	\$0.00	\$12.50	\$0.00	\$0.00	\$0.00	\$12.50	\$0.00	\$12.50	\$0.00
Change From Previous Year			+0.0%		+0.0%				+0.0%		+0.0%	
			+0.00		+0.00				+0.00		+0.00	
Medical Society												
Society			23.77		23.77				23.77		23.77	
Canadian Federation of Medical Students			5.50		5.50				5.50		5.50	
TOTAL	\$0.00	\$0.00	\$29.27	\$0.00	\$29.27	\$0.00	\$0.00	\$0.00	\$29.27	\$0.00	\$29.27	\$0.00
Change From Previous Year			+0.0%		+0.0%				+0.0%		+0.0%	
			+0.00		+0.00				+0.00		+0.00	
The Medium												
Society			3.63	1.21	3.63	1.21			3.63	1.21	3.63	1.21
TOTAL	\$0.00	\$0.00	\$3.63	\$1.21	\$3.63	\$1.21	\$0.00	\$0.00	\$3.63	\$1.21	\$3.63	\$1.21
Change From Previous Year			+0.0%	+0.0%	+0.0%	+0.0%			+0.0%	+0.0%	+0.0%	+0.0%
			+0.00	+0.00	+0.00	+0.00			+0.00	+0.00	+0.00	+0.00
U of T at Mississauga Athletics Council												
Society	2.77	2.77	4.30	1.39	4.30	1.39	2.77	2.77	4.30	1.39	4.30	1.39
TOTAL	\$2.77	\$2.77	\$4.30	\$1.39	\$4.30	\$1.39	\$2.77	\$2.77	\$4.30	\$1.39	\$4.30	\$1.39
Change From Previous Year	+0.0%	+0.0%	+0.0%	+0.0%	+0.0%	+0.0%	+0.0%	+0.0%	+0.0%	+0.0%	+0.0%	+0.0%
	+0.00	+0.00	+0.00	+0.00	+0.00	+0.00	+0.00	+0.00	+0.00	+0.00	+0.00	+0.00
Erindale College Student Union (operating as the U of T at Mississauga Students' Union)												
Society (cost of living increases permitted without referendum - approved spring 2006)	12.71		12.86		12.86		12.52		12.71		12.71	
Student Centre Levy	12.50		12.50		12.50		12.50		12.50		12.50	
On Campus First Aid Emergency Response	0.20		0.20		0.20		0.20		0.20		0.20	
Blind Duck Pub (refundable)	3.25		3.25		3.25		3.25		3.25		3.25	
Club Funding and Resources	1.26		1.26		1.26		1.26		1.26		1.26	
Mississauga Transit Upass (fall and winter only; increases up to 8% permitted without referendum - approved spring of 2007)			49.57		49.57				48.60		48.60	
Academic Societies (cost of living increases permitted without referendum - approved spring 2007)	0.92		0.93		0.93		0.91		0.92		0.92	
Food Bank (cost of living increases permitted without referendum - approved spring 2009)			0.51		0.51				0.50		0.50	
Student Refugee Program (cost of living increases permitted without referendum - approved spring 2009)			1.01		1.01				1.00		1.00	
TOTAL	\$30.84	\$0.00	\$82.09	\$0.00	\$82.09	\$0.00	\$30.64	\$0.00	\$80.94	\$0.00	\$80.94	\$0.00
Change From Previous Year	+0.7%		+1.4%		+1.4%		-30.1%		+7.0%		+7.0%	
	+0.20		+1.15		+1.15		-13.22		+5.30		+5.30	
Music Undergraduate Society												
Society			7.50		7.50				7.50		7.50	
TOTAL	\$0.00	\$0.00	\$7.50	\$0.00	\$7.50	\$0.00	\$0.00	\$0.00	\$7.50	\$0.00	\$7.50	\$0.00
Change From Previous Year			+0.0%		+0.0%				+0.0%		+0.0%	
			+0.00		+0.00				+0.00		+0.00	

Compulsory Non-Academic Incidental Fees

Student Societies	Summer 2010		Fall 2010		Winter 2011		Summer 2009		Fall 2009		Winter 2010	
	Full-time	Part-time	Full-time	Part-time	Full-time	Part-time	Full-time	Part-time	Full-time	Part-time	Full-time	Part-time
New College Student Council												
Society			16.00	6.00	16.00	6.00			16.00	6.00	16.00	6.00
Admission Scholarships			1.00	1.00	1.00	1.00			1.00	1.00	1.00	1.00
Computing Facilities and Capital Fund (through 2011-12; referendum required for continuation)			10.00	5.00	10.00	5.00			10.00	5.00	10.00	5.00
TOTAL	\$0.00	\$0.00	\$27.00	\$12.00	\$27.00	\$12.00	\$0.00	\$0.00	\$27.00	\$12.00	\$27.00	\$12.00
Change From Previous Year			+0.0%	+0.0%	+0.0%	+0.0%			+0.0%	+0.0%	+0.0%	+0.0%
			+0.00	+0.00	+0.00	+0.00			+0.00	+0.00	+0.00	+0.00
Nursing Students' Council												
Society			17.00		17.00				17.00		17.00	
Canadian Nursing Students Association			2.50	1.00	2.50	1.00			2.50	1.00	2.50	1.00
TOTAL	\$0.00	\$0.00	\$19.50	\$1.00	\$19.50	\$1.00	\$0.00	\$0.00	\$19.50	\$1.00	\$19.50	\$1.00
Change From Previous Year			+0.0%	+0.0%	+0.0%	+0.0%			+0.0%	+0.0%	+0.0%	+0.0%
			+0.00	+0.00	+0.00	+0.00			+0.00	+0.00	+0.00	+0.00
Undergraduate Pharmacy Society												
Society (cost of living increases permitted without referendum - approved spring 1991)			20.00		20.00				20.00		20.00	
Canadian Association of Pharmacy Students and Interns			7.50		7.50				7.50		7.50	
Graduation Events			8.50		8.50				8.50		8.50	
TOTAL	\$0.00	\$0.00	\$36.00	\$0.00	\$36.00	\$0.00	\$0.00	\$0.00	\$36.00	\$0.00	\$36.00	\$0.00
Change From Previous Year			+0.0%		+0.0%				+18.5%		+18.5%	
			+0.00		+0.00				+5.62		+5.62	
Occupational Therapy & Physical Therapy Graduate Students Council												
Society			5.00	5.00	5.00	5.00			5.00	5.00	5.00	5.00
TOTAL	\$0.00	\$0.00	\$5.00	\$5.00	\$5.00	\$5.00	\$0.00	\$0.00	\$5.00	\$5.00	\$5.00	\$5.00
Change From Previous Year			+0.0%	+0.0%	+0.0%	+0.0%			+0.0%	+0.0%	+0.0%	+0.0%
			+0.00	+0.00	+0.00	+0.00			+0.00	+0.00	+0.00	+0.00
Physical Education & Health Undergraduate Association												
Society			17.50		17.50				17.50		17.50	
TOTAL	\$0.00	\$0.00	\$17.50	\$0.00	\$17.50	\$0.00	\$0.00	\$0.00	\$17.50	\$0.00	\$17.50	\$0.00
Change From Previous Year			+0.0%		+0.0%				+0.0%		+0.0%	
			+0.00		+0.00				+0.00		+0.00	
Scarborough College Athletic Association												
Society			3.50		3.50				3.50		3.50	
TOTAL	\$0.00	\$0.00	\$3.50	\$0.00	\$3.50	\$0.00	\$0.00	\$0.00	\$3.50	\$0.00	\$3.50	\$0.00
Change From Previous Year			+0.0%		+0.0%				+0.0%		+0.0%	
			+0.00		+0.00				+0.00		+0.00	
Scarborough Campus Community Radio (CSCR)												
Society (cost of living increases permitted without referendum - approved spring 2007)			3.59		3.59				3.55		3.55	
TOTAL	\$0.00	\$0.00	\$3.59	\$0.00	\$3.59	\$0.00	\$0.00	\$0.00	\$3.55	\$0.00	\$3.55	\$0.00
Change From Previous Year			+1.1%		+1.1%				+1.4%		+1.4%	
			+0.04		+0.04				+0.05		+0.05	
Scarborough Campus Students' Union												
Society (cost of living increases permitted without referendum - approved fall 2002)	23.63	1.29	23.91	1.31	23.91	1.31	23.28	1.27	23.63	1.29	23.63	1.29
Refugee Student Program (through 2010-11; SCSU Board approval of continuation)	0.75	0.25	0.75	0.25	0.75	0.25	0.75	0.25	0.75	0.25	0.75	0.25
Student Centre (cost of living increases permitted without referendum - approved spring 2001)	34.50	10.34	34.91	10.46	34.91	10.46	33.99	10.19	34.50	10.34	34.50	10.34
Women's Centre (refundable)	1.50		1.50		1.50		1.50		1.50		1.50	
Downtown Legal Services (refundable)	0.50		0.50		0.50		0.50		0.50		0.50	
Orientation (refundable)	0.50		0.50		0.50		0.50		0.50		0.50	
Blue Sky Solar Car Team (refundable)	0.13		0.13		0.13		0.13		0.13		0.13	
Day Care Subsidy (refundable)	0.50		0.50		0.50		0.50		0.50		0.50	
Wheelchair Accessibility Projects	1.00		1.00		1.00		1.00		1.00		1.00	
Refugee Student Fund	0.30		0.30		0.30		0.30		0.30		0.30	
Health Initiatives in Developing Countries (refundable)	0.25		0.25		0.25		0.25		0.25		0.25	
Foster Children Program	0.05		0.05		0.05		0.05		0.05		0.05	
U of T Environmental Resource Network (refundable)	0.25		0.25		0.25		0.25		0.25		0.25	
Canadian Federation of Students (CFS) & CFS-Ontario (cost of living increases permitted without referendum - approved fall 2002)	6.83		6.91		6.91		6.73		6.83		6.83	
Frontier College Students for Literacy - UTSC (refundable; fall and winter only)	0.00	0.00	0.50	0.10	0.50	0.10	0.00	0.00	0.50	0.10	0.50	0.10
UTSC Sports & Recreation Complex Levy (increases up to 4% permitted without referendum - approved spring of 2010; increased to \$140.00 full-time/\$28.00 part-time in summer 2014 through summer 2039)	40.00	8.00	40.00	8.00	40.00	8.00						
Accident & Prescription Drug Insurance Plan (including administration fee and sales tax; refundable; increases up to 10% permitted without referendum - current provisions approved spring of 1998)			44.03		47.11				47.11		47.11	
Dental Plan (including administration fee and sales tax; refundable; increases up to 10% permitted without referendum - approved spring of 1998)			51.02		51.02				47.26		47.26	
TOTAL	\$110.69	\$19.88	\$207.01	\$20.12	\$210.09	\$20.12	\$69.73	\$11.71	\$165.56	\$11.98	\$165.56	\$11.98
Change From Previous Year	+58.7%	+69.8%	+25.0%	+67.9%	+26.9%	+67.9%	+1.9%	+2.1%	+4.5%	+1.4%	+4.5%	+1.4%
	+40.96	+8.17	+41.45	+8.14	+44.53	+8.14	+1.32	+0.24	+7.13	+0.17	+7.13	+0.17
Scarborough College Students' Press (The Underground)												
Society			3.50		3.50				3.50		3.50	
TOTAL	\$0.00	\$0.00	\$3.50	\$0.00	\$3.50	\$0.00	\$0.00	\$0.00	\$3.50	\$0.00	\$3.50	\$0.00
Change From Previous Year			+0.0%		+0.0%				+0.0%		+0.0%	
			+0.00		+0.00				+0.00		+0.00	

Compulsory Non-Incidental Fees

Student Societies	Summer 2010		Fall 2010		Winter 2011		Summer 2009		Fall 2009		Winter 2010	
	Full-time	Part-time	Full-time	Part-time	Full-time	Part-time	Full-time	Part-time	Full-time	Part-time	Full-time	Part-time
Student Teachers' Union												
Society			6.50		6.50				6.50		6.50	
Teacher Employment Preparation Centre			0.00		0.00				0.00		0.00	
TOTAL	\$0.00	\$0.00	\$6.50	\$0.00	\$6.50	\$0.00	\$0.00	\$0.00	\$6.50	\$0.00	\$6.50	\$0.00
Change From Previous Year			+0.0%		+0.0%				+0.0%		+0.0%	
			+0.00		+0.00				+0.00		+0.00	
Students' Administrative Council (operating as the University of Toronto Students' Union, UTSU) - St. George Campus												
Society (cost of living increases permitted without referendum - approved spring 1991)	16.26		16.46		16.46		16.02		16.26		16.26	
Women's Centre (refundable)	1.50		1.50		1.50		1.50		1.50		1.50	
Sexual Education & Peer Counselling Centre (refundable)	0.25		0.25		0.25		0.25		0.25		0.25	
Downtown Legal Services (refundable)	1.50		1.50		1.50		1.50		1.50		1.50	
Ontario Public Interest Research Group (refundable)	0.50		0.50		0.50		0.50		0.50		0.50	
Orientation (refundable)	0.50		0.50		0.50		0.50		0.50		0.50	
Blue Sky Solar Racing Car Team (refundable)	0.13		0.13		0.13		0.13		0.13		0.13	
Day Care Subsidy (refundable)	0.50		0.50		0.50		0.50		0.50		0.50	
Wheelchair Accessibility Projects	1.00		1.00		1.00		1.00		1.00		1.00	
Student Refugee Program (cost of living increases permitted without referendum - approved spring 2007)	0.62		0.63		0.63		0.61		0.62		0.62	
Health Initiatives in Developing Countries (refundable)	0.25		0.25		0.25		0.25		0.25		0.25	
Foster Children Program	0.05		0.05		0.05		0.05		0.05		0.05	
U of T Environmental Resource Network (refundable)	0.50		0.50		0.50		0.50		0.50		0.50	
BikeShare (refundable)	0.25		0.25		0.25		0.25		0.25		0.25	
Students for Barrier Free Access (refundable)	1.00		1.00		1.00		1.00		1.00		1.00	
Cinema Studies Students' Union (refundable)	0.25		0.25		0.25		0.25		0.25		0.25	
Canadian Federation of Students (CFS) & CFS-Ontario (cost of living increases permitted without referendum - approved fall 2002)	6.83		6.91		6.91		6.73		6.83		6.83	
Radical Roots (refundable)	0.15		0.15		0.15		0.15		0.15		0.15	
Student Commons (increasing to \$20.75 beginning in the session in which the Student Commons opens and continuing for a maximum of 25 years; increases up to 10% permitted without referendum - approved fall 2007)	5.08		5.59		5.59		5.00		5.08		5.08	
Accident & Prescription Drug Insurance Plan (including administration fee and sales tax; refundable; increases up to 10% permitted without referendum - current provisions approved spring of 1998)			60.32		60.32				54.84		54.84	
Dental Plan (including administration fee and sales tax; refundable; increases up to 10% permitted without referendum - approved fall 2002)			51.38		51.38				46.71		46.71	
TOTAL	\$37.12	\$0.00	\$149.62	\$0.00	\$149.62	\$0.00	\$36.69	\$0.00	\$138.67	\$0.00	\$138.67	\$0.00
Change From Previous Year	+1.2%		+7.9%		+7.9%		+17.6%		+0.3%		+0.3%	
	+0.43		+10.95		+10.95		+5.48		+0.43		+0.43	
Students' Administrative Council (operating as the University of Toronto Students' Union, UTSU) - Mississauga												
Society (cost of living increases permitted without referendum - approved spring 1991)	16.26		16.46		16.46		16.02		16.26		16.26	
Women's Centre (refundable)	0.50		0.50		0.50		0.50		0.50		0.50	
UTM Sexual Education Centre (refundable)	1.00		1.00		1.00		1.00		1.00		1.00	
UTM Women's Centre (refundable)	1.00		1.00		1.00		1.00		1.00		1.00	
Downtown Legal Services (refundable)	0.50		0.50		0.50		0.50		0.50		0.50	
Orientation (refundable)	0.50		0.50		0.50		0.50		0.50		0.50	
Blue Sky Solar Racing Car Team (refundable)	0.13		0.13		0.13		0.13		0.13		0.13	
Day Care Subsidy (refundable)	0.50		0.50		0.50		0.50		0.50		0.50	
Wheelchair Accessibility Projects	1.00		1.00		1.00		1.00		1.00		1.00	
Student Refugee Program (cost of living increases permitted without referendum - approved spring 2007)	0.62		0.63		0.63		0.61		0.62		0.62	
Health Initiatives in Developing Countries (refundable)	0.25		0.25		0.25		0.25		0.25		0.25	
Foster Children Program	0.05		0.05		0.05		0.05		0.05		0.05	
U of T Environmental Resource Network (refundable)	0.50		0.50		0.50		0.50		0.50		0.50	
Canadian Federation of Students (CFS) & CFS-Ontario (cost of living increases permitted without referendum - approved fall 2002)	6.83		6.91		6.91		6.73		6.83		6.83	
Radical Roots (refundable)	0.15		0.15		0.15		0.15		0.15		0.15	
Accident & Prescription Drug Insurance Plan (including administration fee and sales tax; refundable; increases up to 10% permitted without referendum - current provisions approved spring of 1998)			60.32		60.32				54.84		54.84	
Dental Plan (including administration fee and sales tax; refundable; increases up to 10% permitted without referendum - approved fall 2002)			51.38		51.38				46.71		46.71	
TOTAL	\$29.79	\$0.00	\$141.78	\$0.00	\$141.78	\$0.00	\$29.44	\$0.00	\$131.34	\$0.00	\$131.34	\$0.00
Change From Previous Year	+1.2%		+7.9%		+7.9%		+1.7%		+0.3%		+0.3%	
	+0.35		+10.44		+10.44		+0.48		+0.35		+0.35	
Students' Law Society (All Except First Year J.D. Students)												
Society			20.00		20.00				20.00		20.00	
Public Interest Advocacy Summer Employment Program (refundable)			15.00		15.00				15.00		15.00	
TOTAL	\$0.00	\$0.00	\$35.00	\$0.00	\$35.00	\$0.00	\$0.00	\$0.00	\$35.00	\$0.00	\$35.00	\$0.00
Change From Previous Year			+0.0%		+0.0%				+0.0%		+0.0%	
			+0.00		+0.00				+0.00		+0.00	
Students' Law Society (First Year J.D. Students)												
Society			20.00		20.00				20.00		20.00	
Public Interest Advocacy Summer Employment Program (refundable)			15.00		15.00				15.00		15.00	
Orientation			25.00		25.00				25.00		25.00	
TOTAL	\$0.00	\$0.00	\$60.00	\$0.00	\$60.00	\$0.00	\$0.00	\$0.00	\$60.00	\$0.00	\$60.00	\$0.00
Change From Previous Year			+0.0%		+0.0%				+0.0%		+0.0%	
			+0.00		+0.00				+0.00		+0.00	

Compulsory Non-Academic Incidental Fees

Student Societies	Summer 2010		Fall 2010		Winter 2011		Summer 2009		Fall 2009		Winter 2010	
	Full-time	Part-time	Full-time	Part-time	Full-time	Part-time	Full-time	Part-time	Full-time	Part-time	Full-time	Part-time
Student Association of the Transitional Year Program												
Society			15.00		15.00				15.00		15.00	
TOTAL	\$0.00	\$0.00	\$15.00	\$0.00	\$15.00	\$0.00	\$0.00	\$0.00	\$15.00	\$0.00	\$15.00	\$0.00
Change From Previous Year			+0.0%		+0.0%				+0.0%		+0.0%	
			+0.00		+0.00				+0.00		+0.00	
University College Literary & Athletic Society												
Society (cost of living increases permitted without referendum - approved spring 2006)			10.42	3.49	10.42	3.49			10.42	3.49	10.42	3.49
Refugee Sponsorship Program			1.88	1.88	1.88	1.88			1.88	1.88	1.88	1.88
Special Fund (Capital Fund)			0.50	0.50	0.50	0.50			0.50	0.50	0.50	0.50
<i>The Gargoyle</i>			1.50	1.50	1.50	1.50			1.50	1.50	1.50	1.50
Foster Parents Plan			0.00	0.00	0.00	0.00			0.00	0.00	0.00	0.00
U.C. Review			0.88		0.88				0.88		0.88	
Campus Safety			0.00		0.00				0.00		0.00	
Association of College Program Unions - University College (refundable)			0.66		0.66				0.66		0.66	
Contact U.C.			0.50		0.50				0.50		0.50	
Charity Fund			0.13		0.13				0.13		0.13	
U.C. WUSC Committee			0.13	0.13	0.13	0.13			0.13	0.13	0.13	0.13
Student Aid Fund (through 2010-11; no continuation provision)			1.50	1.50	1.50	1.50			1.50	1.50	1.50	1.50
TOTAL	\$0.00	\$0.00	\$18.10	\$9.00	\$18.10	\$9.00	\$0.00	\$0.00	\$18.10	\$9.00	\$18.10	\$9.00
Change From Previous Year			+0.0%	+0.0%	+0.0%	+0.0%			+0.8%	+0.6%	+0.8%	+0.6%
			+0.00	+0.00	+0.00	+0.00			+0.15	+0.05	+0.15	+0.05
U of T Community Radio (CIUT-FM) - St. George												
Society	3.75		3.75		3.75		2.50		3.75		3.75	
TOTAL	\$3.75	\$0.00	\$3.75	\$0.00	\$3.75	\$0.00	\$2.50	\$0.00	\$3.75	\$0.00	\$3.75	\$0.00
Change From Previous Year	+50.0%		+0.0%		+0.0%		+0.0%		+50.0%		+50.0%	
	+1.25		+0.00		+0.00		+0.00		+1.25		+1.25	
U of T Community Radio (CIUT-FM) - Mississauga												
Society	0.50		0.50		0.50		0.50		0.50		0.50	
TOTAL	\$0.50	\$0.00	\$0.50	\$0.00	\$0.50	\$0.00	\$0.50	\$0.00	\$0.50	\$0.00	\$0.50	\$0.00
Change From Previous Year	+0.0%		+0.0%		+0.0%		+0.0%		+0.0%		+0.0%	
	+0.00		+0.00		+0.00		+0.00		+0.00		+0.00	
U of T Community Radio (CIUT-FM) - Scarborough												
Society	0.50		0.50		0.50		0.50		0.50		0.50	
TOTAL	\$0.50	\$0.00	\$0.50	\$0.00	\$0.50	\$0.00	\$0.50	\$0.00	\$0.50	\$0.00	\$0.50	\$0.00
Change From Previous Year	+0.0%		+0.0%		+0.0%		+0.0%		+0.0%		+0.0%	
	+0.00		+0.00		+0.00		+0.00		+0.00		+0.00	
Varsity Publications (<i>The Varsity</i>)												
Society (cost of living increases permitted without referendum - approved spring 2007)	1.27		1.29		1.29		1.25		1.27		1.27	
TOTAL	\$1.27	\$0.00	\$1.29	\$0.00	\$1.29	\$0.00	\$1.25	\$0.00	\$1.27	\$0.00	\$1.27	\$0.00
Change From Previous Year	+1.6%		+1.6%		+1.6%		+0.0%		+1.6%		+1.6%	
	+0.02		+0.02		+0.02		+0.00		+0.02		+0.02	
VIBE - Radio Erindale												
Society	2.00		2.00		2.00		2.00		2.00		2.00	
TOTAL	\$2.00	\$0.00	\$2.00	\$0.00	\$2.00	\$0.00	\$2.00	\$0.00	\$2.00	\$0.00	\$2.00	\$0.00
Change From Previous Year	+0.0%		+0.0%		+0.0%		+0.0%		+0.0%		+0.0%	
	+0.00		+0.00		+0.00		+0.00		+0.00		+0.00	
Woodsworth College Students' Association												
Society	15.00	15.00	7.50	7.50	7.50	7.50	15.00	15.00	7.50	7.50	7.50	7.50
TOTAL	\$15.00	\$15.00	\$7.50	\$7.50	\$7.50	\$7.50	\$15.00	\$15.00	\$7.50	\$7.50	\$7.50	\$7.50
Change From Previous Year	+0.0%	+0.0%	+0.0%	+0.0%	+0.0%	+0.0%	+0.0%	+0.0%	+0.0%	+0.0%	+0.0%	+0.0%
	+0.00	+0.00	+0.00	+0.00	+0.00	+0.00	+0.00	+0.00	+0.00	+0.00	+0.00	+0.00

- Notes:**
- 1) Beginning in fall 2008, the GSU elected to suspend collection of the designated portion of the fee for The Peer Review. The GSU requested termination of the fee for The Peer Review in the spring of 2009.
 - 2) Applied Science & Engineering (APSC) students engaged in the Professional Experience Year (PEY) program are charged the part-time student fee.
 - 3) The Faculty of Information Studies Student Council fee and the Faculty of Information Studies Doctoral Students Association fee is not charged to Museum Studies students.

Compulsory Non-Academic Incidental Fees

Residence Councils	Summer 2010	Fall 2010	Winter 2011	Summer 2009	Fall 2009	Winter 2010
89 Chestnut Residence Council						
Society (cost of living increases permitted without referendum - approved spring 2004)		9.17	9.17		9.17	9.17
TOTAL	\$0.00	\$9.17	\$9.17	\$0.00	\$9.17	\$9.17
Change From Previous Year		+0.0%	+0.0%		+0.0%	+0.0%
		+0.00	+0.00		+0.00	+0.00
Innis Residence Council						
Society		20.00	20.00		20.00	20.00
TOTAL	\$0.00	\$20.00	\$20.00	\$0.00	\$20.00	\$20.00
Change From Previous Year		+0.0%	+0.0%		+0.0%	+0.0%
		+0.00	+0.00		+0.00	+0.00
Graduate House Council						
Society (annual fee is pro-rated by term of residency)	11.68	11.68	11.68	11.68	11.68	11.68
TOTAL	\$11.68	\$11.68	\$11.68	\$11.68	\$11.68	\$11.68
Change From Previous Year	+0.0%	+0.0%	+0.0%	+0.0%	+0.0%	+0.0%
	+0.00	+0.00	+0.00	+0.00	+0.00	+0.00
U of T at Mississauga Residence Council						
Society		10.00	10.00		10.00	10.00
TOTAL	\$0.00	\$10.00	\$10.00	\$0.00	\$10.00	\$10.00
Change From Previous Year		+0.0%	+0.0%		+0.0%	+0.0%
		+0.00	+0.00		+0.00	+0.00
New College Residence Council						
Society		10.00	10.00		10.00	10.00
TOTAL	\$0.00	\$10.00	\$10.00	\$0.00	\$10.00	\$10.00
Change From Previous Year		+0.0%	+0.0%		+0.0%	+0.0%
		+0.00	+0.00		+0.00	+0.00
U of T at Scarborough Student Residence Council						
Society		15.00	15.00		15.00	15.00
TOTAL	\$0.00	\$15.00	\$15.00	\$0.00	\$15.00	\$15.00
Change From Previous Year		+0.0%	+0.0%		+0.0%	+0.0%
		+0.00	+0.00		+0.00	+0.00
University College Residence Council						
Society		7.50	7.50		7.50	7.50
TOTAL	\$0.00	\$7.50	\$7.50	\$0.00	\$7.50	\$7.50
Change From Previous Year		+0.0%	+0.0%		+0.0%	+0.0%
		+0.00	+0.00		+0.00	+0.00
Woodsworth College Residence Council						
Society		10.00	10.00		10.00	10.00
TOTAL	\$0.00	\$10.00	\$10.00	\$0.00	\$10.00	\$10.00
Change From Previous Year		+0.0%	+0.0%		+0.0%	+0.0%
		+0.00	+0.00		+0.00	+0.00

Compulsory Non-Academic Incidental Fees

Schedule 2: Campus Services Fees

Campus Services Fees	Summer 2010		Fall 2010		Winter 2011		Summer 2009		Fall 2009		Winter 2010	
	Full-time	Part-time	Full-time	Part-time	Full-time	Part-time	Full-time	Part-time	Full-time	Part-time	Full-time	Part-time
St. George Campus												
Athletics & Recreation	136.05	27.21	136.05	27.21	136.05	27.21	132.79	26.56	132.79	26.56	132.79	26.56
Hart House	69.11	13.83	69.11	13.83	69.11	13.83	66.76	13.35	66.76	13.35	66.76	13.35
Student Life Programs and Services	113.83	22.77	113.83	22.77	113.83	22.77	108.06	21.61	108.06	21.61	108.06	21.61
TOTAL	\$318.99	\$63.81	\$318.99	\$63.81	\$318.99	\$63.81	\$307.61	\$61.52	\$307.61	\$61.52	\$307.61	\$61.52
Change From Previous Year	+3.7%	+3.7%	+3.7%	+3.7%	+3.7%	+3.7%	+4.3%	+4.3%	+4.3%	+4.3%	+4.3%	+4.3%
	+11.38	+2.29	+11.38	+2.29	+11.38	+2.29	+12.59	+2.52	+12.59	+2.52	+12.59	+2.52
University of Toronto Mississauga - Undergraduate Students												
Physical Education and Athletics	160.21	32.04	160.21	32.04	160.21	32.04	160.21	32.04	160.21	32.04	160.21	32.04
Athletics & Recreation	15.78	3.16	15.78	3.16	15.78	3.16	15.40	3.08	15.40	3.08	15.40	3.08
Hart House	2.12	0.43	2.12	0.43	2.12	0.43	2.05	0.42	2.05	0.42	2.05	0.42
Health Service Fee	28.15	5.63	28.15	5.63	28.15	5.63	26.11	5.22	26.11	5.22	26.11	5.22
Student Services Fee	121.74	24.35	125.58	25.12	125.58	25.12	118.28	23.66	118.28	23.66	118.28	23.66
TOTAL	\$328.00	\$65.61	\$331.84	\$66.38	\$331.84	\$66.38	\$322.05	\$64.42	\$322.05	\$64.42	\$322.05	\$64.42
Change From Previous Year	+1.8%	+1.8%	+3.0%	+3.0%	+3.0%	+3.0%	+2.7%	+2.7%	+2.7%	+2.7%	+2.7%	+2.7%
	+5.95	+1.19	+9.79	+1.96	+9.79	+1.96	+8.37	+1.67	+8.37	+1.67	+8.37	+1.67
University of Toronto Mississauga - Graduate Students												
Physical Education and Athletics	160.21	32.04	160.21	32.04	160.21	32.04	160.21	32.04	160.21	32.04	160.21	32.04
Athletics & Recreation	15.78	3.16	15.78	3.16	15.78	3.16	15.40	3.08	15.40	3.08	15.40	3.08
Hart House	2.12	0.43	2.12	0.43	2.12	0.43	2.05	0.42	2.05	0.42	2.05	0.42
Health Service Fee	28.15	5.63	28.15	5.63	28.15	5.63	26.11	5.22	26.11	5.22	26.11	5.22
Student Services Fee	109.34	21.87	113.18	22.64	113.18	22.64	103.78	20.76	103.78	20.76	103.78	20.76
Summer Shuttle Services	0.00	0.00	3.94	0.79	3.94	0.79	0.00	0.00	3.87	0.77	3.87	0.77
Mississauga Transit U-Pass (See Note 1)	0.00	0.00	49.57	0.00	49.57	0.00	0.00	0.00	48.60	0.00	48.60	0.00
TOTAL	\$315.60	\$63.13	\$372.95	\$64.69	\$372.95	\$64.69	\$307.55	\$61.52	\$360.02	\$62.29	\$360.02	\$62.29
Change From Previous Year	+2.6%	+2.6%	+3.6%	+3.9%	+3.6%	+3.9%	+2.5%	+2.4%	+3.3%	+2.4%	+3.3%	+2.4%
	+8.05	+1.61	+12.93	+2.40	+12.93	+2.40	+7.37	+1.47	+11.47	+1.47	+11.47	+1.47
University of Toronto Scarborough												
Physical Education & Athletics (UTSC)	102.57	20.51	102.57	20.51	102.57	20.51	97.69	19.54	97.69	19.54	97.69	19.54
Athletics & Recreation	15.78	3.16	15.78	3.16	15.78	3.16	15.40	3.08	15.40	3.08	15.40	3.08
Hart House	2.12	0.43	2.12	0.43	2.12	0.43	2.05	0.42	2.05	0.42	2.05	0.42
Health & Wellness Fee	49.71	9.94	49.71	9.94	49.71	9.94	44.91	8.98	44.91	8.98	44.91	8.98
Student Services Fee	148.03	29.61	148.03	29.61	148.03	29.61	135.76	27.15	135.76	27.15	135.76	27.15
TOTAL	\$318.21	\$63.65	\$318.21	\$63.65	\$318.21	\$63.65	\$295.81	\$59.17	\$295.81	\$59.17	\$295.81	\$59.17
Change From Previous Year	+7.6%	+7.6%	+7.6%	+7.6%	+7.6%	+7.6%	+6.5%	+6.5%	+6.5%	+6.5%	+6.5%	+6.5%
	+22.40	+4.48	+22.40	+4.48	+22.40	+4.48	+18.13	+3.62	+18.13	+3.62	+18.13	+3.62
St. George Campus Divisional Services Fees												
Innis College												
Innis College Student Services Fee	\$7.50	\$2.25	\$7.50	\$2.25	\$7.50	\$2.25	\$7.50	\$2.25	\$7.50	\$2.25	\$7.50	\$2.25
Change From Previous Year	+0.0%	+0.0%	+0.0%	+0.0%	+0.0%	+0.0%	+0.0%	+0.0%	+0.0%	+0.0%	+0.0%	+0.0%
	+0.00	+0.00	+0.00	+0.00	+0.00	+0.00	+0.00	+0.00	+0.00	+0.00	+0.00	+0.00

Notes

1 The Mississauga Transit U-Pass fee is not charged to MMPA students.

Compulsory Non-Academic Incidental Fees

Schedule 3: Federated Colleges Student Society Fees

Student Societies (Federated Colleges)	Summer 2010		Fall 2010		Winter 2011		Summer 2009		Fall 2009		Winter 2010	
	Full-time	Part-time	Full-time	Part-time	Full-time	Part-time	Full-time	Part-time	Full-time	Part-time	Full-time	Part-time
St. Michael's College Student Union												
Society	-	-	14.00	10.50	14.00	10.50	-	-	14.00	10.50	14.00	10.50
TOTAL	\$0.00	\$0.00	\$14.00	\$10.50	\$14.00	\$10.50	\$0.00	\$0.00	\$14.00	\$10.50	\$14.00	\$10.50
Change From Previous Year			+0.0%	+0.0%	+0.0%	+0.0%			+0.0%	+0.0%	+0.0%	+0.0%
			+0.00	+0.00	+0.00	+0.00			+0.00	+0.00	+0.00	+0.00
The Mike												
Society	-	-	2.60	1.50	2.60	1.50	-	-	2.60	1.50	2.60	1.50
TOTAL	\$0.00	\$0.00	\$2.60	\$1.50	\$2.60	\$1.50	\$0.00	\$0.00	\$2.60	\$1.50	\$2.60	\$1.50
Change From Previous Year			+0.0%	+0.0%	+0.0%	+0.0%			+0.0%	+0.0%	+0.0%	+0.0%
			+0.00	+0.00	+0.00	+0.00			+0.00	+0.00	+0.00	+0.00
Trinity College Meetings												
Athletic Association	-	-	3.15	3.15	3.15	3.15	-	-	3.15	3.15	3.15	3.15
Backfield Maintenance	-	-	0.75	0.75	0.75	0.75	-	-	0.75	0.75	0.75	0.75
Trinity College Meeting	-	-	6.25	6.25	6.25	6.25	-	-	6.25	6.25	6.25	6.25
Dramatic Society	-	-	3.38	3.38	3.37	3.37	-	-	3.38	3.38	3.37	3.37
Literary Institute	-	-	3.87	3.87	3.88	3.88	-	-	3.87	3.87	3.88	3.88
Non-Resident Affairs Committee	-	-	2.50	2.50	2.50	2.50	-	-	2.50	2.50	2.50	2.50
Sponsored Refugee Scholarship	-	-	4.00	4.00	4.00	4.00	-	-	3.00	3.00	3.00	3.00
Salterrae	-	-	3.50	3.50	3.50	3.50	-	-	3.50	3.50	3.50	3.50
Yearbook	-	-	5.00	5.00	5.00	5.00	-	-	5.00	5.00	5.00	5.00
Year Fee	-	-	0.63	0.63	0.62	0.62	-	-	0.63	0.63	0.62	0.62
Heads Tuition Levy	-	-	2.50	2.50	2.50	2.50	-	-	2.50	2.50	2.50	2.50
Capital Campaign	-	-	5.00	5.00	5.00	5.00	-	-	5.00	5.00	5.00	5.00
Volunteer Society	-	-	0.37	0.37	0.38	0.38	-	-	0.37	0.37	0.38	0.38
Trinity Review	-	-	2.25	2.25	2.25	2.25	-	-	1.50	1.50	1.50	1.50
Outreach	-	-	1.25	1.25	1.25	1.25	-	-	2.00	2.00	2.00	2.00
TOTAL	\$0.00	\$0.00	\$44.40	\$44.40	\$44.40	\$44.40	\$0.00	\$0.00	\$43.40	\$43.40	\$43.40	\$43.40
Change From Previous Year			+2.3%	+2.3%	+2.3%	+2.3%			-6.4%	-6.4%	-6.4%	-6.4%
			+1.00	+1.00	+1.00	+1.00			-2.97	-2.97	-2.98	-2.98
Victoria University Students' Administrative Council												
VUSAC and Club Funding	-	-	10.37	5.91	10.38	5.91	-	-	10.12	5.66	10.13	5.66
Victoria College Athletics Society	-	-	3.00	1.66	3.00	1.67	-	-	3.00	1.66	3.00	1.67
The Strand	-	-	2.75	0.60	2.75	0.60	-	-	2.75	0.60	2.75	0.60
The Cat's Eye Pub	-	-	2.00	1.00	2.00	1.00	-	-	2.00	1.00	2.00	1.00
Yearbook	-	-	0.87	0.50	0.88	0.50	-	-	0.87	0.50	0.88	0.50
Refugee Sponsorship Program	-	-	1.75	1.75	1.75	1.75	-	-	1.75	1.75	1.75	1.75
Acta Victoriana Literary Journal	-	-	1.38	0.75	1.37	0.75	-	-	1.38	0.75	1.37	0.75
Special Projects Levy	-	-	0.00	0.00	0.00	0.00	-	-	0.00	0.00	0.00	0.00
Victoria College Drama Society	-	-	1.50	0.75	1.50	0.75	-	-	1.50	0.75	1.50	0.75
Caffiends	-	-	0.13	0.13	0.12	0.12	-	-	0.13	0.13	0.12	0.12
TOTAL	\$0.00	\$0.00	\$23.75	\$13.05	\$23.75	\$13.05	\$0.00	\$0.00	\$23.50	\$12.80	\$23.50	\$12.80
Change From Previous Year			+1.1%	+2.0%	+1.1%	+2.0%			-17.2%	-27.6%	-17.2%	-27.6%
pt 12.80 / ft 23.50			+0.25	+0.25	+0.25	+0.25			-4.87	-4.87	-4.88	-4.88


Compulsory Non-Academic Incidental Fees

Schedule 4: Federated Colleges Services Fees

Campus Services Fees (Federated Colleges)	Summer 2010		Fall 2010		Winter 2011		Summer 2009		Fall 2009		Winter 2010	
	Full-time	Part-time	Full-time	Part-time	Full-time	Part-time	Full-time	Part-time	Full-time	Part-time	Full-time	Part-time
St. Michael's College												
College Fee	-	-	97.50	48.75	97.50	48.75	-	-	97.50	48.75	97.50	48.75
Campaign Fund	-	-	15.00	15.00	15.00	15.00	-	-	15.00	15.00	15.00	15.00
TOTAL	\$0.00	\$0.00	\$112.50	\$63.75	\$112.50	\$63.75	\$0.00	\$0.00	\$112.50	\$63.75	\$112.50	\$63.75
Change From Previous Year			+0.0%	+0.0%	+0.0%	+0.0%			+0.0%	+0.0%	+0.0%	+0.0%
			+0.00	+0.00	+0.00	+0.00			+0.00	+0.00	+0.00	+0.00
Trinity College												
Trinity College Fee	-	-	138.50	69.25	138.50	69.25	-	-	136.50	68.25	136.50	68.25
TOTAL	\$0.00	\$0.00	\$138.50	\$69.25	\$138.50	\$69.25	\$0.00	\$0.00	\$136.50	\$68.25	\$136.50	\$68.25
Change From Previous Year			+1.5%	+1.5%	+1.5%	+1.5%			+1.5%	+1.5%	+1.5%	+1.5%
			+2.00	+1.00	+2.00	+1.00			+2.00	+1.00	+2.00	+1.00
Victoria College (all students except first year students)												
Student Services Fee	-	-	45.00	22.50	45.00	22.50	-	-	45.00	22.50	45.00	22.50
Student Centre	-	-	50.00	25.00	50.00	25.00	-	-	50.00	25.00	50.00	25.00
TOTAL	\$0.00	\$0.00	\$95.00	\$47.50	\$95.00	\$47.50	\$0.00	\$0.00	\$95.00	\$47.50	\$95.00	\$47.50
Change From Previous Year			+0.0%	+0.0%	+0.0%	+0.0%			+111.1%	+111.1%	+111.1%	+111.1%
			+0.00	+0.00	+0.00	+0.00			+50.00	+25.00	+50.00	+25.00
Victoria College (first year students)												
Orientation Fee	-	-	50.00	-	50.00	-	-	-	50.00	-	50.00	-
Student Services Fee	-	-	45.00	22.50	45.00	22.50	-	-	45.00	22.50	45.00	22.50
Student Centre	-	-	50.00	25.00	50.00	25.00	-	-	50.00	25.00	50.00	25.00
TOTAL	\$0.00	\$0.00	\$145.00	\$47.50	\$145.00	\$47.50	\$0.00	\$0.00	\$145.00	\$47.50	\$145.00	\$47.50
Change From Previous Year			+0.0%	+0.0%	+0.0%	+0.0%			+52.6%	+111.1%	+52.6%	+111.1%
			+0.00	+0.00	+0.00	+0.00			+50.00	+25.00	+50.00	+25.00

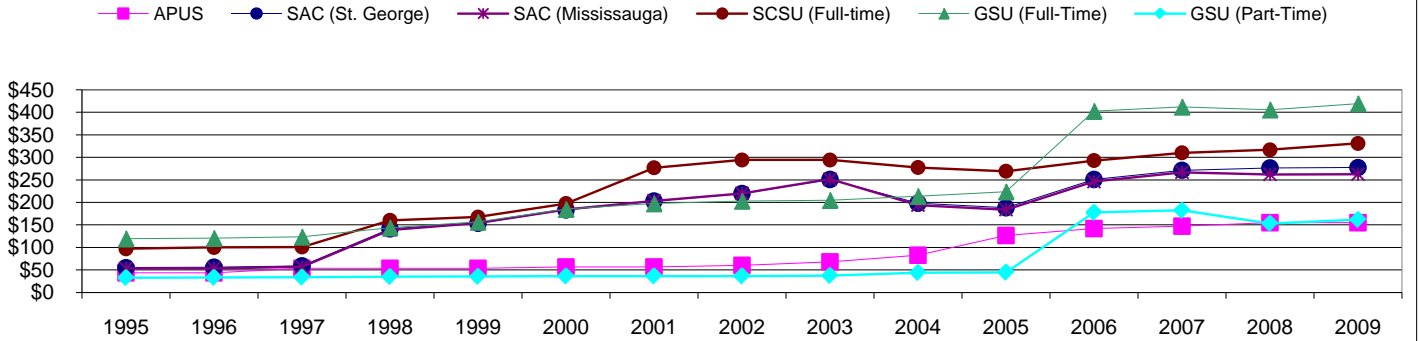
Compulsory Non-Academic Incidental Fees

Student Government (SAC, APUS, GSU and SCSU) Fees (Fall + Winter)



	SAC - St. George	SAC - Mississauga	SCSU - Full-time	APUS	GSU - Full-time	GSU - Part-time
■ Society Portion	\$32.92	\$32.92	\$47.82	\$27.30	\$58.60	\$29.30
▨ Health Plan	\$120.64	\$120.64	\$88.06	\$67.78	\$213.74	\$0.00
▩ Dental Plan	\$102.76	\$102.76	\$102.04	\$56.55	\$133.78	\$133.78
▤ Other Portions (levies, groups, etc.)	\$42.92	\$27.24	\$96.10	\$7.94	\$23.70	\$11.84

Changes in SAC, APUS, GSU and SCSU Fees (Fall + Winter)
 Note: The SCSU (Full-time) amounts include the SAC (Scarborough) fee prior to Fall 2004.



Full-time Divisional Student Society Fees (Fall + Winter)

