



UNIVERSITY OF  
**TORONTO**

**Compulsory Non-Academic  
Incidental Fees  
2009-10**

January 18, 2010

Office of the Vice-Povost, Students  
University of Toronto  
Simcoe Hall, 27 King's College Circle, Toronto, ON M5S 1A1 Canada  
Tel: +1 416 978-3870 • Fax +1 416 946-0678  
vp.students@utoronto.ca • [www.viceprovoststudents.utoronto.ca](http://www.viceprovoststudents.utoronto.ca)

### Compulsory Non-Academic Incidental Fees

Fees for divisional student societies and other divisional fees are listed in a white background.

Fees for central and cross-divisional student societies are listed in a light shaded background.

Fees for University operated services are listed in a dark shaded background.

#### ARTS AND SCIENCE DIVISIONS

Innis College	Summer 2009		Fall 2009		Winter 2010		Summer 2008		Fall 2008		Winter 2009		
	Full-time	Part-time	Full-time	Part-time	Full-time	Part-time	Full-time	Part-time	Full-time	Part-time	Full-time	Part-time	
Innis College Student Society	0.00	0.00	22.21	22.21	22.21	22.21	0.00	0.00	22.21	22.21	22.21	22.21	
Innis College Student Services Fee	7.50	2.25	7.50	2.25	7.50	2.25	7.50	2.25	7.50	2.25	7.50	2.25	
Students' Administrative Council	36.69	-	138.67	-	138.67	-	31.21	-	138.24	-	138.24	-	
Association of Part-time Undergraduate Students	-	18.03	-	77.54	-	77.54	-	17.96	-	77.49	-	77.49	
Arts & Science Students' Union	7.50	-	7.50	-	7.50	-	7.50	-	7.50	-	7.50	-	
U of T Community Radio	2.50	-	3.75	-	3.75	-	2.50	-	2.50	-	2.50	-	
The Varsity	1.25	-	1.27	-	1.27	-	1.25	-	1.25	-	1.25	-	
Athletics & Recreation	132.79	26.56	132.79	26.56	132.79	26.56	125.81	25.16	125.81	25.16	125.81	25.16	
Hart House	66.76	13.35	66.76	13.35	66.76	13.35	66.30	13.26	66.30	13.26	66.30	13.26	
Student Life Programs & Services	108.06	21.61	108.06	21.61	108.06	21.61	102.91	20.58	102.91	20.58	102.91	20.58	
<b>Total</b>	<b>363.05</b>	<b>81.80</b>	<b>488.51</b>	<b>163.52</b>	<b>488.51</b>	<b>163.52</b>	<b>344.98</b>	<b>79.21</b>	<b>474.22</b>	<b>160.95</b>	<b>474.22</b>	<b>160.95</b>	
Change From Previous Year	+5.2%	+3.3%	+3.0%	+1.6%	+3.0%	+1.6%	+2.3%	+1.7%	+1.9%	+3.2%	+1.9%	+3.2%	
				<b>Fall + Winter:</b>				<b>Fall + Winter:</b>				<b>Fall + Winter:</b>	
				Full-time <b>977.02</b>				Full-time <b>977.02</b>				Full-time <b>948.44</b>	
				Part-time <b>327.04</b>				Part-time <b>327.04</b>				Part-time <b>321.90</b>	

New College	Summer 2009		Fall 2009		Winter 2010		Summer 2008		Fall 2008		Winter 2009		
	Full-time	Part-time	Full-time	Part-time	Full-time	Part-time	Full-time	Part-time	Full-time	Part-time	Full-time	Part-time	
New College Student Council	0.00	0.00	27.00	12.00	27.00	12.00	0.00	0.00	27.00	12.00	27.00	12.00	
Students' Administrative Council	36.69	-	138.67	-	138.67	-	31.21	-	138.24	-	138.24	-	
Association of Part-time Undergraduate Students	-	18.03	-	77.54	-	77.54	-	17.96	-	77.49	-	77.49	
Arts & Science Students' Union	7.50	-	7.50	-	7.50	-	7.50	-	7.50	-	7.50	-	
U of T Community Radio	2.50	-	3.75	-	3.75	-	2.50	-	2.50	-	2.50	-	
The Varsity	1.25	-	1.27	-	1.27	-	1.25	-	1.25	-	1.25	-	
Athletics & Recreation	132.79	26.56	132.79	26.56	132.79	26.56	125.81	25.16	125.81	25.16	125.81	25.16	
Hart House	66.76	13.35	66.76	13.35	66.76	13.35	66.30	13.26	66.30	13.26	66.30	13.26	
Student Life Programs & Services	108.06	21.61	108.06	21.61	108.06	21.61	102.91	20.58	102.91	20.58	102.91	20.58	
<b>Total</b>	<b>355.55</b>	<b>79.55</b>	<b>485.80</b>	<b>151.06</b>	<b>485.80</b>	<b>151.06</b>	<b>337.48</b>	<b>76.96</b>	<b>471.51</b>	<b>148.49</b>	<b>471.51</b>	<b>148.49</b>	
Change From Previous Year	+5.4%	+3.4%	+3.0%	+1.7%	+3.0%	+1.7%	+2.4%	+1.7%	+1.9%	+3.5%	+1.9%	+3.5%	
				<b>Fall + Winter:</b>				<b>Fall + Winter:</b>				<b>Fall + Winter:</b>	
				Full-time <b>971.60</b>				Full-time <b>971.60</b>				Full-time <b>943.02</b>	
				Part-time <b>302.12</b>				Part-time <b>302.12</b>				Part-time <b>296.98</b>	

University College	Summer 2009		Fall 2009		Winter 2010		Summer 2008		Fall 2008		Winter 2009		
	Full-time	Part-time	Full-time	Part-time	Full-time	Part-time	Full-time	Part-time	Full-time	Part-time	Full-time	Part-time	
University College Literary & Athletic Society	0.00	0.00	18.10	9.00	18.10	9.00	0.00	0.00	17.95	8.95	17.95	8.95	
Students' Administrative Council	36.69	-	138.67	-	138.67	-	31.21	-	138.24	-	138.24	-	
Association of Part-time Undergraduate Students	-	18.03	-	77.54	-	77.54	-	17.96	-	77.49	-	77.49	
Arts & Science Students' Union	7.50	-	7.50	-	7.50	-	7.50	-	7.50	-	7.50	-	
U of T Community Radio	2.50	-	3.75	-	3.75	-	2.50	-	2.50	-	2.50	-	
The Varsity	1.25	-	1.27	-	1.27	-	1.25	-	1.25	-	1.25	-	
Athletics & Recreation	132.79	26.56	132.79	26.56	132.79	26.56	125.81	25.16	125.81	25.16	125.81	25.16	
Hart House	66.76	13.35	66.76	13.35	66.76	13.35	66.30	13.26	66.30	13.26	66.30	13.26	
Student Life Programs & Services	108.06	21.61	108.06	21.61	108.06	21.61	102.91	20.58	102.91	20.58	102.91	20.58	
<b>Total</b>	<b>355.55</b>	<b>79.55</b>	<b>476.90</b>	<b>148.06</b>	<b>476.90</b>	<b>148.06</b>	<b>337.48</b>	<b>76.96</b>	<b>462.46</b>	<b>145.44</b>	<b>462.46</b>	<b>145.44</b>	
Change From Previous Year	+5.4%	+3.4%	+3.1%	+1.8%	+3.1%	+1.8%	+2.4%	+1.7%	+2.0%	+3.7%	+2.0%	+3.7%	
				<b>Fall + Winter:</b>				<b>Fall + Winter:</b>				<b>Fall + Winter:</b>	
				Full-time <b>953.80</b>				Full-time <b>953.80</b>				Full-time <b>924.92</b>	
				Part-time <b>296.12</b>				Part-time <b>296.12</b>				Part-time <b>290.88</b>	

Woodsworth College	Summer 2009		Fall 2009		Winter 2010		Summer 2008		Fall 2008		Winter 2009		
	Full-time	Part-time	Full-time	Part-time	Full-time	Part-time	Full-time	Part-time	Full-time	Part-time	Full-time	Part-time	
Woodsworth College Students' Association	15.00	15.00	7.50	7.50	7.50	7.50	15.00	15.00	7.50	7.50	7.50	7.50	
Students' Administrative Council	36.69	-	138.67	-	138.67	-	31.21	-	138.24	-	138.24	-	
Association of Part-time Undergraduate Students	-	18.03	-	77.54	-	77.54	-	17.96	-	77.49	-	77.49	
Arts & Science Students' Union	7.50	-	7.50	-	7.50	-	7.50	-	7.50	-	7.50	-	
U of T Community Radio	2.50	-	3.75	-	3.75	-	2.50	-	2.50	-	2.50	-	
The Varsity	1.25	-	1.27	-	1.27	-	1.25	-	1.25	-	1.25	-	
Athletics & Recreation	132.79	26.56	132.79	26.56	132.79	26.56	125.81	25.16	125.81	25.16	125.81	25.16	
Hart House	66.76	13.35	66.76	13.35	66.76	13.35	66.30	13.26	66.30	13.26	66.30	13.26	
Student Life Programs & Services	108.06	21.61	108.06	21.61	108.06	21.61	102.91	20.58	102.91	20.58	102.91	20.58	
<b>Total</b>	<b>370.55</b>	<b>94.55</b>	<b>466.30</b>	<b>146.56</b>	<b>466.30</b>	<b>146.56</b>	<b>352.48</b>	<b>91.96</b>	<b>452.01</b>	<b>143.99</b>	<b>452.01</b>	<b>143.99</b>	
Change From Previous Year	+5.1%	+2.8%	+3.2%	+1.8%	+3.2%	+1.8%	+2.3%	+1.5%	+2.0%	+3.6%	+2.0%	+3.6%	
				<b>Fall + Winter:</b>				<b>Fall + Winter:</b>				<b>Fall + Winter:</b>	
				Full-time <b>932.60</b>				Full-time <b>932.60</b>				Full-time <b>904.02</b>	
				Part-time <b>293.12</b>				Part-time <b>293.12</b>				Part-time <b>287.98</b>	

**Compulsory Non-Academic Incidental Fees**

**ARTS AND SCIENCE DIVISIONS (continued)**

University of Toronto Mississauga	Summer 2009		Fall 2009		Winter 2010		Summer 2008		Fall 2008		Winter 2009	
	Full-time	Part-time	Full-time	Part-time	Full-time	Part-time	Full-time	Part-time	Full-time	Part-time	Full-time	Part-time
Erindale College Student Union	30.64	0.00	80.94	0.00	80.94	0.00	43.86	0.00	75.64	0.00	75.64	0.00
The Medium	0.00	0.00	3.63	1.21	3.63	1.21	0.00	0.00	3.63	1.21	3.63	1.21
U of T at Mississauga Athletics Council	2.77	2.77	4.30	1.39	4.30	1.39	2.77	2.77	4.30	1.39	4.30	1.39
Erindale Part-time Undergraduate Students	0.00	15.60	0.00	3.75	0.00	3.75	0.00	17.60	0.00	8.80	0.00	8.80
VIBE - Radio Erindale	2.00	0.00	2.00	0.00	2.00	0.00	2.00	0.00	2.00	0.00	2.00	0.00
Students' Administrative Council	29.44	-	131.34	-	131.34	-	28.96	-	130.99	-	130.99	-
Association of Part-time Undergraduate Students	-	18.03	-	77.54	-	77.54	-	17.96	-	77.49	-	77.49
U of T Community Radio	0.50	-	0.50	-	0.50	-	0.50	-	0.50	-	0.50	-
The Varsity	1.25	-	1.27	-	1.27	-	1.25	-	1.25	-	1.25	-
Physical Education & Athletics	160.21	32.04	160.21	32.04	160.21	32.04	155.54	31.11	155.54	31.11	155.54	31.11
Centre for Physical Education	0.00	0.00	0.00	0.00	0.00	0.00	0.00	0.00	0.00	0.00	0.00	0.00
Athletics Building	0.00	0.00	0.00	0.00	0.00	0.00	0.00	0.00	0.00	0.00	0.00	0.00
Athletics & Recreation	15.40	3.08	15.40	3.08	15.40	3.08	14.63	2.93	14.63	2.93	14.63	2.93
Hart House	2.05	0.42	2.05	0.42	2.05	0.42	2.04	0.42	2.04	0.42	2.04	0.42
Health Service	26.11	5.22	26.11	5.22	26.11	5.22	24.16	4.83	24.16	4.83	24.16	4.83
Student Services	118.28	23.66	118.28	23.66	118.28	23.66	117.31	23.46	117.31	23.46	117.31	23.46
<b>Total</b>	<b>388.65</b>	<b>100.82</b>	<b>546.03</b>	<b>148.31</b>	<b>546.03</b>	<b>148.31</b>	<b>393.02</b>	<b>101.08</b>	<b>531.99</b>	<b>151.64</b>	<b>531.99</b>	<b>151.64</b>
Change From Previous Year	-1.1%	-0.3%	+2.6%	-2.2%	+2.6%	-2.2%	+7.0%	+4.9%	+1.5%	+5.9%	+1.5%	+5.9%
	<b>Fall + Winter:</b>						Full-time <b>1,092.06</b>		<b>Fall + Winter:</b>		Full-time <b>1,063.98</b>	
							Part-time <b>296.62</b>				Part-time <b>303.28</b>	

University of Toronto Scarborough	Summer 2009		Fall 2009		Winter 2010		Summer 2008		Fall 2008		Winter 2009	
	Full-time	Part-time	Full-time	Part-time	Full-time	Part-time	Full-time	Part-time	Full-time	Part-time	Full-time	Part-time
Scarborough Campus Students' Council	69.73	11.71	165.56	11.98	165.56	11.98	68.41	11.47	158.43	11.81	158.43	11.81
Scarborough Campus Students' Press (The Underground)	0.00	0.00	3.50	0.00	3.50	0.00	0.00	0.00	3.50	0.00	3.50	0.00
Scarborough College Athletic Association	0.00	0.00	3.50	0.00	3.50	0.00	0.00	0.00	3.50	0.00	3.50	0.00
Scarborough Campus Community Radio (CSCR)	0.00	0.00	3.55	0.00	3.55	0.00	0.00	0.00	3.50	0.00	3.50	0.00
Students' Administrative Council	0.00	-	-	-	-	-	0.00	-	-	-	-	-
Association of Part-time Undergraduate Students	-	18.03	-	77.54	-	77.54	-	17.96	-	77.49	-	77.49
U of T Community Radio	0.50	-	0.50	-	0.50	-	0.50	-	0.50	-	0.50	-
The Varsity	1.25	-	1.27	-	1.27	-	1.25	-	1.25	-	1.25	-
Scarborough College Athletic Fee	97.69	19.54	97.69	19.54	97.69	19.54	93.03	18.61	93.03	18.61	93.03	18.61
Athletics & Recreation	15.40	3.08	15.40	3.08	15.40	3.08	14.63	2.93	14.63	2.93	14.63	2.93
Hart House	2.05	0.42	2.05	0.42	2.05	0.42	2.04	0.42	2.04	0.42	2.04	0.42
Health Service	44.91	8.98	44.91	8.98	44.91	8.98	42.77	8.55	42.77	8.55	42.77	8.55
Student Services	135.76	27.15	135.76	27.15	135.76	27.15	125.21	25.04	125.21	25.04	125.21	25.04
<b>Total</b>	<b>367.29</b>	<b>88.91</b>	<b>473.69</b>	<b>148.69</b>	<b>473.69</b>	<b>148.69</b>	<b>347.84</b>	<b>84.98</b>	<b>448.36</b>	<b>144.85</b>	<b>448.36</b>	<b>144.85</b>
Change From Previous Year	+5.6%	+4.6%	+5.6%	+2.7%	+5.6%	+2.7%	+1.2%	+0.9%	+1.4%	+3.3%	+1.4%	+3.3%
	<b>Fall + Winter:</b>						Full-time <b>947.38</b>		<b>Fall + Winter:</b>		Full-time <b>896.72</b>	
							Part-time <b>297.38</b>				Part-time <b>289.70</b>	

**ARTS AND SCIENCE DIVISIONS - Federated Colleges**

St. Michael's College	Summer 2009		Fall 2009		Winter 2010		Summer 2008		Fall 2008		Winter 2009	
	Full-time	Part-time	Full-time	Part-time	Full-time	Part-time	Full-time	Part-time	Full-time	Part-time	Full-time	Part-time
St. Michael's College Student Union	0.00	0.00	14.00	10.50	14.00	10.50	0.00	0.00	14.00	10.50	14.00	10.50
The Mike	0.00	0.00	2.60	1.50	2.60	1.50	0.00	0.00	2.60	1.50	2.60	1.50
College Fee	-	-	97.50	48.75	97.50	48.75	-	-	97.50	48.75	97.50	48.75
Campaign Fee	-	-	15.00	15.00	15.00	15.00	-	-	15.00	15.00	15.00	15.00
Students' Administrative Council	36.69	-	138.67	-	138.67	-	31.21	-	138.24	-	138.24	-
Association of Part-time Undergraduate Students	-	18.03	-	77.54	-	77.54	-	17.96	-	77.49	-	77.49
Arts & Science Students' Union	7.50	-	7.50	-	7.50	-	7.50	-	7.50	-	7.50	-
U of T Community Radio	2.50	-	3.75	-	3.75	-	2.50	-	2.50	-	2.50	-
The Varsity	1.25	-	1.27	-	1.27	-	1.25	-	1.25	-	1.25	-
Athletics & Recreation	132.79	26.56	132.79	26.56	132.79	26.56	125.81	25.16	125.81	25.16	125.81	25.16
Hart House	66.76	13.35	66.76	13.35	66.76	13.35	66.30	13.26	66.30	13.26	66.30	13.26
Student Life Programs & Services	108.06	21.61	108.06	21.61	108.06	21.61	102.91	20.58	102.91	20.58	102.91	20.58
<b>Total</b>	<b>355.55</b>	<b>79.55</b>	<b>587.90</b>	<b>214.81</b>	<b>587.90</b>	<b>214.81</b>	<b>337.48</b>	<b>76.96</b>	<b>573.61</b>	<b>212.24</b>	<b>573.61</b>	<b>212.24</b>
Change From Previous Year	+5.4%	+3.4%	+2.5%	+1.2%	+2.5%	+1.2%	+2.4%	+1.7%	+1.6%	+2.4%	+1.6%	+2.4%
	<b>Fall + Winter:</b>						Full-time <b>1,175.80</b>		<b>Fall + Winter:</b>		Full-time <b>1,147.22</b>	
							Part-time <b>429.62</b>				Part-time <b>424.48</b>	

Trinity College	Summer 2009		Fall 2009		Winter 2010		Summer 2008		Fall 2008		Winter 2009	
	Full-time	Part-time	Full-time	Part-time	Full-time	Part-time	Full-time	Part-time	Full-time	Part-time	Full-time	Part-time
Trinity College Meetings	0.00	0.00	43.40	43.40	43.40	43.40	0.00	0.00	46.37	46.37	46.38	46.38
College Fee	-	-	136.50	68.25	136.50	68.25	-	-	134.50	67.25	134.50	67.25
Students' Administrative Council	36.69	-	138.67	-	138.67	-	31.21	-	138.24	-	138.24	-
Association of Part-time Undergraduate Students	-	18.03	-	77.54	-	77.54	-	17.96	-	77.49	-	77.49
Arts & Science Students' Union	7.50	-	7.50	-	7.50	-	7.50	-	7.50	-	7.50	-
U of T Community Radio	2.50	-	3.75	-	3.75	-	2.50	-	2.50	-	2.50	-
The Varsity	1.25	-	1.27	-	1.27	-	1.25	-	1.25	-	1.25	-
Athletics & Recreation	132.79	26.56	132.79	26.56	132.79	26.56	125.81	25.16	125.81	25.16	125.81	25.16
Hart House	66.76	13.35	66.76	13.35	66.76	13.35	66.30	13.26	66.30	13.26	66.30	13.26
Student Life Programs & Services	108.06	21.61	108.06	21.61	108.06	21.61	102.91	20.58	102.91	20.58	102.91	20.58
<b>Total</b>	<b>355.55</b>	<b>79.55</b>	<b>638.70</b>	<b>250.71</b>	<b>638.70</b>	<b>250.71</b>	<b>337.48</b>	<b>76.96</b>	<b>625.38</b>	<b>250.11</b>	<b>625.39</b>	<b>250.12</b>
Change From Previous Year	+5.4%	+3.4%	+2.1%	+0.2%	+2.1%	+0.2%	+2.4%	+1.7%	+1.9%	+2.7%	+1.9%	+2.7%
	<b>Fall + Winter:</b>						Full-time <b>1,277.40</b>		<b>Fall + Winter:</b>		Full-time <b>1,250.77</b>	
							Part-time <b>501.42</b>				Part-time <b>500.23</b>	

**Compulsory Non-Academic Incidental Fees**

**ARTS AND SCIENCE DIVISIONS - Federated Colleges (Continued)**

Victoria College	Summer 2009		Fall 2009		Winter 2010		Summer 2008		Fall 2008		Winter 2009	
	Full-time	Part-time	Full-time	Part-time	Full-time	Part-time	Full-time	Part-time	Full-time	Part-time	Full-time	Part-time
Victoria University Students' Administrative Council	0.00	0.00	23.50	12.80	23.50	12.80	0.00	0.00	28.37	17.67	28.38	17.68
Victoria University Student Services Fee	-	-	45.00	22.50	45.00	22.50	-	-	45.00	22.50	45.00	22.50
Goldring Student Centre	-	-	50.00	25.00	50.00	25.00	-	-	-	-	-	-
Students' Administrative Council	36.69	-	138.67	-	138.67	-	31.21	-	138.24	-	138.24	-
Association of Part-time Undergraduate Students	-	18.03	-	77.54	-	77.54	-	17.96	-	77.49	-	77.49
Arts & Science Students' Union	7.50	-	7.50	-	7.50	-	7.50	-	7.50	-	7.50	-
U of T Community Radio	2.50	-	3.75	-	3.75	-	2.50	-	2.50	-	2.50	-
The Varsity	1.25	-	1.27	-	1.27	-	1.25	-	1.25	-	1.25	-
Athletics & Recreation	132.79	26.56	132.79	26.56	132.79	26.56	125.81	25.16	125.81	25.16	125.81	25.16
Hart House	66.76	13.35	66.76	13.35	66.76	13.35	66.30	13.26	66.30	13.26	66.30	13.26
Student Life Programs & Services	108.06	21.61	108.06	21.61	108.06	21.61	102.91	20.58	102.91	20.58	102.91	20.58
<b>Total</b>	<b>355.55</b>	<b>79.55</b>	<b>577.30</b>	<b>199.36</b>	<b>577.30</b>	<b>199.36</b>	<b>337.48</b>	<b>76.96</b>	<b>517.88</b>	<b>176.66</b>	<b>517.89</b>	<b>176.67</b>
Change From Previous Year	+5.4%	+3.4%	+11.5%	+12.8%	+11.5%	+12.8%	+2.4%	+1.7%	+1.8%	+2.9%	+1.8%	+2.9%
Note: First year full-time students are charged an orientation fee (\$50.00 per session)							<b>Fall + Winter:</b>		<b>Fall + Winter:</b>		<b>Fall + Winter:</b>	
							Full-time 1,154.60		Full-time 1,035.77		Full-time 1,035.77	
							Part-time 398.72		Part-time 353.33		Part-time 353.33	

**UNDERGRADUATE PROFESSIONAL DIVISIONS**

Applied Science & Engineering	Summer 2009		Fall 2009		Winter 2010		Summer 2008		Fall 2008		Winter 2009	
	Full-time	Part-time	Full-time	Part-time	Full-time	Part-time	Full-time	Part-time	Full-time	Part-time	Full-time	Part-time
Engineering Society	-	-	123.18	20.99	123.18	20.99	-	-	110.10	20.99	110.10	20.99
Students' Administrative Council	-	-	138.67	-	138.67	-	-	-	138.24	-	138.24	-
Association of Part-time Undergraduate Students	-	-	-	77.54	-	77.54	-	-	-	77.49	-	77.49
U of T Community Radio	-	-	3.75	-	3.75	-	-	-	2.50	-	2.50	-
The Varsity	-	-	1.27	-	1.27	-	-	-	1.25	-	1.25	-
Athletics & Recreation	-	-	132.79	26.56	132.79	26.56	-	-	125.81	25.16	125.81	25.16
Hart House	-	-	66.76	13.35	66.76	13.35	-	-	66.30	13.26	66.30	13.26
Student Life Programs & Services	-	-	108.06	21.61	108.06	21.61	-	-	102.91	20.58	102.91	20.58
<b>Total</b>	<b>0.00</b>	<b>0.00</b>	<b>574.48</b>	<b>160.05</b>	<b>574.48</b>	<b>160.05</b>	<b>0.00</b>	<b>0.00</b>	<b>547.11</b>	<b>157.48</b>	<b>547.11</b>	<b>157.48</b>
Change From Previous Year			+5.0%	+1.6%	+5.0%	+1.6%			+2.1%	+3.3%	+2.1%	+3.3%
							<b>Fall + Winter:</b>		<b>Fall + Winter:</b>		<b>Fall + Winter:</b>	
							Full-time 1,148.96		Full-time 1,094.22		Full-time 1,094.22	
							Part-time 320.10		Part-time 314.96		Part-time 314.96	

Dentistry	Summer 2009		Fall 2009		Winter 2010		Summer 2008		Fall 2008		Winter 2009	
	Full-time	Part-time	Full-time	Part-time	Full-time	Part-time	Full-time	Part-time	Full-time	Part-time	Full-time	Part-time
D.D.S.	-	-	-	-	-	-	-	-	-	-	-	-
Dental Students' Society	-	-	15.00	-	15.00	-	-	-	15.00	-	15.00	-
Students' Administrative Council	-	-	138.67	-	138.67	-	-	-	138.24	-	138.24	-
U of T Community Radio	-	-	3.75	-	3.75	-	-	-	2.50	-	2.50	-
The Varsity	-	-	1.27	-	1.27	-	-	-	1.25	-	1.25	-
Athletics & Recreation	-	-	132.79	-	132.79	-	-	-	125.81	-	125.81	-
Hart House	-	-	66.76	-	66.76	-	-	-	66.30	-	66.30	-
Student Life Programs & Services	-	-	108.06	-	108.06	-	-	-	102.91	-	102.91	-
<b>Total</b>	<b>0.00</b>	<b>0.00</b>	<b>466.30</b>	<b>0.00</b>	<b>466.30</b>	<b>0.00</b>	<b>0.00</b>	<b>0.00</b>	<b>452.01</b>	<b>0.00</b>	<b>452.01</b>	<b>0.00</b>
Change From Previous Year			+3.2%		+3.2%				+2.0%		+2.0%	
							<b>Fall + Winter:</b>		<b>Fall + Winter:</b>		<b>Fall + Winter:</b>	
							Full-time 932.60		Full-time 904.02		Full-time 904.02	
							Part-time 0.00		Part-time 0.00		Part-time 0.00	

Law	Summer 2009		Fall 2009		Winter 2010		Summer 2008		Fall 2008		Winter 2009	
	Full-time	Part-time	Full-time	Part-time	Full-time	Part-time	Full-time	Part-time	Full-time	Part-time	Full-time	Part-time
Undergraduate Programs	-	-	-	-	-	-	-	-	-	-	-	-
Students' Law Society	-	-	35.00	-	35.00	-	-	-	35.00	-	35.00	-
Students' Administrative Council	-	-	138.67	-	138.67	-	-	-	138.24	-	138.24	-
U of T Community Radio	-	-	3.75	-	3.75	-	-	-	2.50	-	2.50	-
The Varsity	-	-	1.27	-	1.27	-	-	-	1.25	-	1.25	-
Athletics & Recreation	-	-	132.79	-	132.79	-	-	-	125.81	-	125.81	-
Hart House	-	-	66.76	-	66.76	-	-	-	66.30	-	66.30	-
Student Life Programs & Services	-	-	108.06	-	108.06	-	-	-	102.91	-	102.91	-
<b>Total</b>	<b>0.00</b>	<b>0.00</b>	<b>486.30</b>	<b>0.00</b>	<b>486.30</b>	<b>0.00</b>	<b>0.00</b>	<b>0.00</b>	<b>472.01</b>	<b>0.00</b>	<b>472.01</b>	<b>0.00</b>
Change From Previous Year			+3.0%		+3.0%				+1.9%		+1.9%	
Half-time program students are charged 50% of full-time fees							<b>Fall + Winter:</b>		<b>Fall + Winter:</b>		<b>Fall + Winter:</b>	
Note: First year students are charged an additional SLS Orientation Fee (\$25.00 per session)							Full-time 972.60		Full-time 944.02		Full-time 944.02	
							Part-time 0.00		Part-time 0.00		Part-time 0.00	

Medicine	Summer 2009		Fall 2009		Winter 2010		Summer 2008		Fall 2008		Winter 2009	
	Full-time	Part-time	Full-time	Part-time	Full-time	Part-time	Full-time	Part-time	Full-time	Part-time	Full-time	Part-time
M.D.	-	-	-	-	-	-	-	-	-	-	-	-
Medical Society	-	-	29.27	-	29.27	-	-	-	29.27	-	29.27	-
Students' Administrative Council	-	-	138.67	-	138.67	-	-	-	138.24	-	138.24	-
U of T Community Radio	-	-	3.75	-	3.75	-	-	-	2.50	-	2.50	-
The Varsity	-	-	1.27	-	1.27	-	-	-	1.25	-	1.25	-
Athletics & Recreation	-	-	132.79	-	132.79	-	-	-	125.81	-	125.81	-
Hart House	-	-	66.76	-	66.76	-	-	-	66.30	-	66.30	-
Student Life Programs & Services	-	-	108.06	-	108.06	-	-	-	102.91	-	102.91	-
<b>Total</b>	<b>0.00</b>	<b>0.00</b>	<b>480.57</b>	<b>0.00</b>	<b>480.57</b>	<b>0.00</b>	<b>0.00</b>	<b>0.00</b>	<b>466.28</b>	<b>0.00</b>	<b>466.28</b>	<b>0.00</b>
Change From Previous Year			+3.1%		+3.1%				+2.0%		+2.0%	
							<b>Fall + Winter:</b>		<b>Fall + Winter:</b>		<b>Fall + Winter:</b>	
							Full-time 961.14		Full-time 932.56		Full-time 932.56	
							Part-time 0.00		Part-time 0.00		Part-time 0.00	

**Compulsory Non-Academic Incidental Fees**

**UNDERGRADUATE PROFESSIONAL DIVISIONS (continued)**

Medicine	Summer 2009		Fall 2009		Winter 2010		Summer 2008		Fall 2008		Winter 2009	
	Full-time	Part-time	Full-time	Part-time	Full-time	Part-time	Full-time	Part-time	Full-time	Part-time	Full-time	Part-time
Radiation Sciences	-	-	12.50	-	12.50	-	-	-	12.50	-	12.50	-
Medical Radiation Sciences Society	-	-	138.67	-	138.67	-	-	-	138.24	-	138.24	-
Students' Administrative Council	-	-	3.75	-	3.75	-	-	-	2.50	-	2.50	-
U of T Community Radio	-	-	1.27	-	1.27	-	-	-	1.25	-	1.25	-
The Varsity	-	-	132.79	-	132.79	-	-	-	125.81	-	125.81	-
Athletics & Recreation	-	-	66.76	-	66.76	-	-	-	66.30	-	66.30	-
Hart House	-	-	108.06	-	108.06	-	-	-	102.91	-	102.91	-
Student Life Programs & Services	-	-	0.00	0.00	463.80	0.00	463.80	0.00	449.51	0.00	449.51	0.00
<b>Total</b>	<b>0.00</b>	<b>0.00</b>	<b>463.80</b>	<b>0.00</b>	<b>463.80</b>	<b>0.00</b>	<b>463.80</b>	<b>0.00</b>	<b>449.51</b>	<b>0.00</b>	<b>449.51</b>	<b>0.00</b>
Change From Previous Year			+3.2%		+3.2%				+5.0%		+5.0%	
Note: Radiation Science students are also charged Michener Institute incidental fees.			<b>Fall + Winter:</b> Full-time 927.60						<b>Fall + Winter:</b> Full-time 899.02			
												Part-time 0.00

Music	Summer 2009		Fall 2009		Winter 2010		Summer 2008		Fall 2008		Winter 2009	
	Full-time	Part-time	Full-time	Part-time	Full-time	Part-time	Full-time	Part-time	Full-time	Part-time	Full-time	Part-time
Music Undergraduate Association	-	-	7.50	0.00	7.50	0.00	-	-	7.50	0.00	7.50	0.00
Students' Administrative Council	-	-	138.67	-	138.67	-	-	-	138.24	-	138.24	-
Association of Part-time Undergraduate Students	-	-	-	77.54	-	77.54	-	-	-	77.49	-	77.49
U of T Community Radio	-	-	3.75	-	3.75	-	-	-	2.50	-	2.50	-
The Varsity	-	-	1.27	-	1.27	-	-	-	1.25	-	1.25	-
Athletics & Recreation	-	-	132.79	26.56	132.79	26.56	-	-	125.81	25.16	125.81	25.16
Hart House	-	-	66.76	13.35	66.76	13.35	-	-	66.30	13.26	66.30	13.26
Student Life Programs & Services	-	-	108.06	21.61	108.06	21.61	-	-	102.91	20.58	102.91	20.58
<b>Total</b>	<b>0.00</b>	<b>0.00</b>	<b>458.80</b>	<b>139.06</b>	<b>458.80</b>	<b>139.06</b>	<b>0.00</b>	<b>0.00</b>	<b>444.51</b>	<b>136.49</b>	<b>444.51</b>	<b>136.49</b>
Change From Previous Year			+3.2%	+1.9%	+3.2%	+1.9%			+2.1%	+3.8%	+2.1%	+3.8%
			<b>Fall + Winter:</b> Full-time 917.60						<b>Fall + Winter:</b> Full-time 889.02			
												Part-time 272.98

Nursing	Summer 2009		Fall 2009		Winter 2010		Summer 2008		Fall 2008		Winter 2009	
	Full-time	Part-time	Full-time	Part-time	Full-time	Part-time	Full-time	Part-time	Full-time	Part-time	Full-time	Part-time
Nursing Students' Council	-	-	19.50	1.00	19.50	1.00	-	-	19.50	1.00	19.50	1.00
Students' Administrative Council	-	-	138.67	-	138.67	-	-	-	138.24	-	138.24	-
Association of Part-time Undergraduate Students	-	-	-	77.54	-	77.54	-	-	-	77.49	-	77.49
U of T Community Radio	-	-	3.75	-	3.75	-	-	-	2.50	-	2.50	-
The Varsity	-	-	1.27	-	1.27	-	-	-	1.25	-	1.25	-
Athletics & Recreation	-	-	132.79	26.56	132.79	26.56	-	-	125.81	25.16	125.81	25.16
Hart House	-	-	66.76	13.35	66.76	13.35	-	-	66.30	13.26	66.30	13.26
Student Life Programs & Services	-	-	108.06	21.61	108.06	21.61	-	-	102.91	20.58	102.91	20.58
<b>Total</b>	<b>0.00</b>	<b>0.00</b>	<b>470.80</b>	<b>140.06</b>	<b>470.80</b>	<b>140.06</b>	<b>0.00</b>	<b>0.00</b>	<b>456.51</b>	<b>137.49</b>	<b>456.51</b>	<b>137.49</b>
Change From Previous Year			+3.1%	+1.9%	+3.1%	+1.9%			+2.0%	+3.8%	+2.0%	+3.8%
			<b>Fall + Winter:</b> Full-time 941.60						<b>Fall + Winter:</b> Full-time 913.02			
												Part-time 274.98

OISE / UT	Summer 2009		Fall 2009		Winter 2010		Summer 2008		Fall 2008		Winter 2009	
	Full-time	Part-time	Full-time	Part-time	Full-time	Part-time	Full-time	Part-time	Full-time	Part-time	Full-time	Part-time
B.Ed. and Diploma in Technological Studies	-	-	6.50	-	6.50	-	-	-	6.50	-	6.50	-
Student Teachers' Union	-	-	138.67	-	138.67	-	-	-	138.24	-	138.24	-
Students' Administrative Council	-	-	-	-	-	-	-	-	-	-	-	-
Association of Part-time Undergraduate Students	-	-	-	77.54	-	77.54	-	-	-	77.49	-	77.49
U of T Community Radio	-	-	3.75	-	3.75	-	-	-	2.50	-	2.50	-
The Varsity	-	-	1.27	-	1.27	-	-	-	1.25	-	1.25	-
Athletics & Recreation	-	-	132.79	-	132.79	-	-	-	125.81	-	125.81	-
Hart House	-	-	66.76	-	66.76	-	-	-	66.30	-	66.30	-
Student Life Programs & Services	-	-	108.06	-	108.06	-	-	-	102.91	-	102.91	-
<b>Total</b>	<b>0.00</b>	<b>0.00</b>	<b>457.80</b>	<b>0.00</b>	<b>457.80</b>	<b>0.00</b>	<b>0.00</b>	<b>0.00</b>	<b>443.51</b>	<b>0.00</b>	<b>443.51</b>	<b>0.00</b>
Change From Previous Year			+3.2%		+3.2%				+2.1%		+2.1%	
			<b>Fall + Winter:</b> Full-time 915.60						<b>Fall + Winter:</b> Full-time 887.02			
												Part-time 0.00

Pharmacy	Summer 2009		Fall 2009		Winter 2010		Summer 2008		Fall 2008		Winter 2009	
	Full-time	Part-time	Full-time	Part-time	Full-time	Part-time	Full-time	Part-time	Full-time	Part-time	Full-time	Part-time
Undergraduate Pharmaceutical Society	-	-	36.00	0.00	36.00	0.00	-	-	30.38	0.00	30.38	0.00
Students' Administrative Council	-	-	138.67	-	138.67	-	-	-	138.24	-	138.24	-
Association of Part-time Undergraduate Students	-	-	-	77.54	-	77.54	-	-	-	77.49	-	77.49
U of T Community Radio	-	-	3.75	-	3.75	-	-	-	2.50	-	2.50	-
The Varsity	-	-	1.27	-	1.27	-	-	-	1.25	-	1.25	-
Athletics & Recreation	-	-	132.79	26.56	132.79	26.56	-	-	125.81	25.16	125.81	25.16
Hart House	-	-	66.76	13.35	66.76	13.35	-	-	66.30	13.26	66.30	13.26
Student Life Programs & Services	-	-	108.06	21.61	108.06	21.61	-	-	102.91	20.58	102.91	20.58
<b>Total</b>	<b>0.00</b>	<b>0.00</b>	<b>487.30</b>	<b>139.06</b>	<b>487.30</b>	<b>139.06</b>	<b>0.00</b>	<b>0.00</b>	<b>467.39</b>	<b>136.49</b>	<b>467.39</b>	<b>136.49</b>
Change From Previous Year			+4.3%	+1.9%	+4.3%	+1.9%			+2.0%	+3.8%	+2.0%	+3.8%
			<b>Fall + Winter:</b> Full-time 974.60						<b>Fall + Winter:</b> Full-time 934.78			
												Part-time 272.98

**Compulsory Non-Academic Incidental Fees**

**UNDERGRADUATE PROFESSIONAL DIVISIONS (continued)**

Physical Education & Health	Summer 2009		Fall 2009		Winter 2010		Summer 2008		Fall 2008		Winter 2009		
	Full-time	Part-time	Full-time	Part-time	Full-time	Part-time	Full-time	Part-time	Full-time	Part-time	Full-time	Part-time	
Physical & Health Education Undergraduate Association	-	-	17.50	0.00	17.50	0.00	-	-	17.50	0.00	17.50	0.00	
Students' Administrative Council	-	-	138.67	-	138.67	-	-	-	138.24	-	138.24	-	
Association of Part-time Undergraduate Students	-	-	-	77.54	-	77.54	-	-	-	77.49	-	77.49	
U of T Community Radio	-	-	3.75	-	3.75	-	-	-	2.50	-	2.50	-	
The Varsity	-	-	1.27	-	1.27	-	-	-	1.25	-	1.25	-	
Athletics & Recreation	-	-	132.79	26.56	132.79	26.56	-	-	125.81	25.16	125.81	25.16	
Hart House	-	-	66.76	13.35	66.76	13.35	-	-	66.30	13.26	66.30	13.26	
Student Life Programs & Services	-	-	108.06	21.61	108.06	21.61	-	-	102.91	20.58	102.91	20.58	
<b>Total</b>	<b>0.00</b>	<b>0.00</b>	<b>468.80</b>	<b>139.06</b>	<b>468.80</b>	<b>139.06</b>	<b>0.00</b>	<b>0.00</b>	<b>454.51</b>	<b>136.49</b>	<b>454.51</b>	<b>136.49</b>	
Change From Previous Year			+3.1%	+1.9%	+3.1%	+1.9%			+2.0%	+3.8%	+2.0%	+3.8%	
			<b>Fall + Winter:</b>				Full-time	<b>937.60</b>		<b>Fall + Winter:</b>		Full-time	<b>909.02</b>
					Part-time	<b>278.12</b>					Part-time	<b>272.98</b>	

**OTHER PROGRAMS**

Toronto School of Theology Basic Degree Students	Summer 2009		Fall 2009		Winter 2010		Summer 2008		Fall 2008		Winter 2009		
	Full-time	Part-time	Full-time	Part-time	Full-time	Part-time	Full-time	Part-time	Full-time	Part-time	Full-time	Part-time	
Students' Administrative Council	-	-	138.67	-	138.67	-	-	-	138.24	-	138.24	-	
Athletics & Recreation	-	-	132.79	26.56	132.79	26.56	-	-	125.81	25.16	125.81	25.16	
Hart House	-	-	66.76	13.35	66.76	13.35	-	-	66.30	13.26	66.30	13.26	
Student Life Programs & Services	-	-	99.65	19.93	99.65	19.93	-	-	95.43	19.09	95.43	19.09	
<b>Total</b>	<b>0.00</b>	<b>0.00</b>	<b>437.87</b>	<b>59.84</b>	<b>437.87</b>	<b>59.84</b>	<b>0.00</b>	<b>0.00</b>	<b>425.78</b>	<b>57.51</b>	<b>425.78</b>	<b>57.51</b>	
Change From Previous Year			+2.8%	+4.1%	+2.8%	+4.1%			+2.2%	+2.3%	+2.2%	+2.3%	
			<b>Fall + Winter:</b>				Full-time	<b>875.74</b>		<b>Fall + Winter:</b>		Full-time	<b>851.56</b>
					Part-time	<b>119.68</b>					Part-time	<b>115.02</b>	

Note: TST students are also charged college incidental fees.

Transitional Year Program	Summer 2009		Fall 2009		Winter 2010		Summer 2008		Fall 2008		Winter 2009		
	0.00	0.00	0.00	0.00	0.00	0.00	0.00	0.00	0.00	0.00	0.00	0.00	
Student Association of the Transitional Year Program	-	-	15.00	0.00	15.00	0.00	-	-	15.00	0.00	15.00	0.00	
Students' Administrative Council	-	-	138.67	-	138.67	-	-	-	138.24	-	138.24	-	
Association of Part-time Undergraduate Students	-	-	-	77.54	-	77.54	-	-	-	77.49	-	77.49	
U of T Community Radio	-	-	3.75	-	3.75	-	-	-	2.50	-	2.50	-	
The Varsity	-	-	1.27	-	1.27	-	-	-	1.25	-	1.25	-	
Athletics & Recreation	-	-	132.79	26.56	132.79	26.56	-	-	125.81	25.16	125.81	25.16	
Hart House	-	-	66.76	13.35	66.76	13.35	-	-	66.30	13.26	66.30	13.26	
Student Life Programs & Services	-	-	108.06	21.61	108.06	21.61	-	-	102.91	20.58	102.91	20.58	
<b>Total</b>	<b>0.00</b>	<b>0.00</b>	<b>466.30</b>	<b>139.06</b>	<b>466.30</b>	<b>139.06</b>	<b>0.00</b>	<b>0.00</b>	<b>452.01</b>	<b>136.49</b>	<b>452.01</b>	<b>136.49</b>	
Change From Previous Year			+3.2%	+1.9%	+3.2%	+1.9%			+2.0%	+3.8%	+2.0%	+3.8%	
			<b>Fall + Winter:</b>				Full-time	<b>932.60</b>		<b>Fall + Winter:</b>		Full-time	<b>904.02</b>
					Part-time	<b>278.12</b>					Part-time	<b>272.98</b>	

Woodsworth College Certificate, Diploma, and Other Programs	Summer 2009		Fall 2009		Winter 2010		Summer 2008		Fall 2008		Winter 2009		
	Full-time	Part-time	Full-time	Part-time	Full-time	Part-time	Full-time	Part-time	Full-time	Part-time	Full-time	Part-time	
Woodsworth College Students' Association	15.00	15.00	7.50	7.50	7.50	7.50	15.00	15.00	7.50	7.50	7.50	7.50	
Students' Administrative Council	36.69	-	138.67	-	138.67	-	31.21	-	138.24	-	138.24	-	
Association of Part-time Undergraduate Students	-	18.03	-	77.54	-	77.54	-	17.96	-	77.49	-	77.49	
Arts & Science Students' Union	7.50	-	7.50	-	7.50	-	7.50	-	7.50	-	7.50	-	
U of T Community Radio	2.50	-	3.75	-	3.75	-	2.50	-	2.50	-	2.50	-	
The Varsity	1.25	-	1.27	-	1.27	-	1.25	-	1.25	-	1.25	-	
Athletics & Recreation	132.79	26.56	132.79	26.56	132.79	26.56	125.81	25.16	125.81	25.16	125.81	25.16	
Hart House	66.76	13.35	66.76	13.35	66.76	13.35	66.30	13.26	66.30	13.26	66.30	13.26	
Student Life Programs & Services	108.06	21.61	108.06	21.61	108.06	21.61	102.91	20.58	102.91	20.58	102.91	20.58	
<b>Total</b>	<b>370.55</b>	<b>94.55</b>	<b>466.30</b>	<b>146.56</b>	<b>466.30</b>	<b>146.56</b>	<b>352.48</b>	<b>91.96</b>	<b>452.01</b>	<b>143.99</b>	<b>452.01</b>	<b>143.99</b>	
Change From Previous Year	+5.1%	+2.8%	+3.2%	+1.8%	+3.2%	+1.8%	+2.3%	+1.5%	+2.0%	+3.6%	+2.0%	+3.6%	
			<b>Fall + Winter:</b>				Full-time	<b>932.60</b>		<b>Fall + Winter:</b>		Full-time	<b>904.02</b>
					Part-time	<b>293.12</b>					Part-time	<b>287.98</b>	

**Compulsory Non-Academic Incidental Fees**

**GRADUATE STUDIES**

Graduate Studies St. George	Summer 2009		Fall 2009		Winter 2010		Summer 2008		Fall 2008		Winter 2009		
	Full-time	Part-time	Full-time	Part-time	Full-time	Part-time	Full-time	Part-time	Full-time	Part-time	Full-time	Part-time	
Graduate Students' Union	-	40.60	209.72	80.89	209.72	80.89	-	42.99	202.90	76.62	202.90	76.62	
Athletics & Recreation	-	26.56	132.79	26.56	132.79	26.56	-	25.16	125.81	25.16	125.81	25.16	
Hart House	-	13.35	66.76	13.35	66.76	13.35	-	13.26	66.30	13.26	66.30	13.26	
Student Life Programs & Services	-	21.61	108.06	21.61	108.06	21.61	-	20.58	102.91	20.58	102.91	20.58	
<b>Total</b>	<b>0.00</b>	<b>102.12</b>	<b>517.33</b>	<b>142.41</b>	<b>517.33</b>	<b>142.41</b>	<b>0.00</b>	<b>101.99</b>	<b>497.92</b>	<b>135.62</b>	<b>497.92</b>	<b>135.62</b>	
Change From Previous Year		+0.1%	+3.9%	+5.0%	+3.9%	+5.0%		+1.4%	+0.7%	-8.9%	+0.7%	-8.9%	
<b>Fall + Winter:</b>						Full-time	1,034.66	<b>Fall + Winter:</b>				Full-time	995.84
						Part-time	284.82					Part-time	271.24

Graduate Studies Mississauga	Summer 2009		Fall 2009		Winter 2010		Summer 2008		Fall 2008		Winter 2009		
	Full-time	Part-time	Full-time	Part-time	Full-time	Part-time	Full-time	Part-time	Full-time	Part-time	Full-time	Part-time	
Graduate Students' Union	-	40.60	209.72	80.89	209.72	80.89	-	42.99	202.90	76.62	202.90	76.62	
Physical Education & Athletics	-	32.04	160.21	32.04	160.21	32.04	-	31.11	155.54	31.11	155.54	31.11	
Athletics & Recreation	-	3.08	15.40	3.08	15.40	3.08	-	2.93	14.63	2.93	14.63	2.93	
Hart House	-	0.42	2.05	0.42	2.05	0.42	-	0.42	2.04	0.42	2.04	0.42	
Health Service	-	5.22	26.11	5.22	26.11	5.22	-	4.83	24.16	4.83	24.16	4.83	
Student Services	-	20.76	103.78	20.76	103.78	20.76	-	20.76	103.81	20.76	103.81	20.76	
Summer Shuttle Services	-	0.77	3.87	0.77	3.87	0.77	-	0.77	3.87	0.77	3.87	0.77	
Mississauga Transit U-Pass	-	0.00	48.60	0.00	48.60	0.00	-	0.00	44.50	0.00	44.50	0.00	
<b>Total</b>	<b>0.00</b>	<b>102.89</b>	<b>569.74</b>	<b>143.18</b>	<b>569.74</b>	<b>143.18</b>	<b>0.00</b>	<b>103.81</b>	<b>551.45</b>	<b>137.44</b>	<b>551.45</b>	<b>137.44</b>	
Change From Previous Year		-0.9%	+3.3%	+4.2%	+3.3%	+4.2%		+2.8%	+1.2%	-8.4%	+1.2%	-8.4%	
<b>Fall + Winter:</b>						Full-time	1,139.48	<b>Fall + Winter:</b>				Full-time	1,102.90
						Part-time	286.36					Part-time	274.88

Graduate Studies Scarborough	Summer 2009		Fall 2009		Winter 2010		Summer 2008		Fall 2008		Winter 2009		
	Full-time	Part-time	Full-time	Part-time	Full-time	Part-time	Full-time	Part-time	Full-time	Part-time	Full-time	Part-time	
Graduate Students' Union	-	40.60	209.72	80.89	209.72	80.89	-	42.99	202.90	76.62	202.90	76.62	
Scarborough College Athletic Fee	-	19.54	97.69	19.54	97.69	19.54	-	18.61	93.03	18.61	93.03	18.61	
Athletics & Recreation	-	3.08	15.40	3.08	15.40	3.08	-	2.93	14.63	2.93	14.63	2.93	
Hart House	-	0.42	2.05	0.42	2.05	0.42	-	0.42	2.04	0.42	2.04	0.42	
Health Service	-	8.98	44.91	8.98	44.91	8.98	-	8.55	42.77	8.55	42.77	8.55	
Student Services	-	27.15	135.76	27.15	135.76	27.15	-	25.04	125.21	25.04	125.21	25.04	
<b>Total</b>	<b>0.00</b>	<b>99.99</b>	<b>505.53</b>	<b>140.06</b>	<b>505.53</b>	<b>140.06</b>	<b>0.00</b>	<b>98.54</b>	<b>480.58</b>	<b>132.17</b>	<b>480.58</b>	<b>132.17</b>	
Change From Previous Year		+1.2%	+5.2%	+6.0%	+5.2%	+6.0%		+0.7%	-0.1%	-9.6%	-0.1%	-9.6%	
<b>Fall + Winter:</b>						Full-time	1,011.06	<b>Fall + Winter:</b>				Full-time	961.16
						Part-time	280.12					Part-time	264.34

Graduate Studies: Faculty of Information Studies Information Studies (not including Museum Studies)	Summer 2009		Fall 2009		Winter 2010		Summer 2008		Fall 2008		Winter 2009		
	Full-time	Part-time	Full-time	Part-time	Full-time	Part-time	Full-time	Part-time	Full-time	Part-time	Full-time	Part-time	
Information Studies Student Council	-	0.00	50.00	25.00	50.00	25.00	-	0.00	50.00	25.00	50.00	25.00	
Graduate Students' Union	-	40.60	209.72	80.89	209.72	80.89	-	42.99	202.90	76.62	202.90	76.62	
Athletics & Recreation	-	26.56	132.79	26.56	132.79	26.56	-	25.16	125.81	25.16	125.81	25.16	
Hart House	-	13.35	66.76	13.35	66.76	13.35	-	13.26	66.30	13.26	66.30	13.26	
Student Life Programs & Services	-	21.61	108.06	21.61	108.06	21.61	-	20.58	102.91	20.58	102.91	20.58	
<b>Total</b>	<b>0.00</b>	<b>102.12</b>	<b>567.33</b>	<b>167.41</b>	<b>567.33</b>	<b>167.41</b>	<b>0.00</b>	<b>101.99</b>	<b>547.92</b>	<b>160.62</b>	<b>547.92</b>	<b>160.62</b>	
Change From Previous Year		+0.1%	+3.5%	+4.2%	+3.5%	+4.2%		+1.4%	+0.6%	-7.6%	+0.6%	-7.6%	
<b>Fall + Winter:</b>						Full-time	1,134.66	<b>Fall + Winter:</b>				Full-time	1,095.84
						Part-time	334.82					Part-time	321.24

Graduate Studies: Rotman School of Management MBA (Degree Students)	Summer 2009		Fall 2009		Winter 2010		Summer 2008		Fall 2008		Winter 2009		
	Full-time	Part-time	Full-time	Part-time	Full-time	Part-time	Full-time	Part-time	Full-time	Part-time	Full-time	Part-time	
Graduate Business Council	-	20.00	30.00	15.00	30.00	15.00	-	20.00	30.00	15.00	30.00	15.00	
Graduate Students' Union	-	40.60	209.72	80.89	209.72	80.89	-	42.99	202.90	76.62	202.90	76.62	
Athletics & Recreation	-	26.56	132.79	26.56	132.79	26.56	-	25.16	125.81	25.16	125.81	25.16	
Hart House	-	13.35	66.76	13.35	66.76	13.35	-	13.26	66.30	13.26	66.30	13.26	
Student Life Programs & Services	-	21.61	108.06	21.61	108.06	21.61	-	20.58	102.91	20.58	102.91	20.58	
<b>Total</b>	<b>0.00</b>	<b>122.12</b>	<b>547.33</b>	<b>157.41</b>	<b>547.33</b>	<b>157.41</b>	<b>0.00</b>	<b>121.99</b>	<b>527.92</b>	<b>150.62</b>	<b>527.92</b>	<b>150.62</b>	
Change From Previous Year		+0.1%	+3.7%	+4.5%	+3.7%	+4.5%		+1.2%	+0.6%	-8.1%	+0.6%	-8.1%	
<b>Fall + Winter:</b>						Full-time	1,094.66	<b>Fall + Winter:</b>				Full-time	1,055.84
						Part-time	314.82					Part-time	301.24

Graduate Studies: Rotman School of Management MBA (Special Students)	Summer 2009		Fall 2009		Winter 2010		Summer 2008		Fall 2008		Winter 2009		
	Full-time	Part-time	Full-time	Part-time	Full-time	Part-time	Full-time	Part-time	Full-time	Part-time	Full-time	Part-time	
Graduate Students' Union	-	-	209.72	-	209.72	-	-	-	202.90	-	202.90	-	
Athletics & Recreation	-	-	132.79	-	132.79	-	-	-	125.81	-	125.81	-	
Hart House	-	-	66.76	-	66.76	-	-	-	66.30	-	66.30	-	
Student Life Programs & Services	-	-	108.06	-	108.06	-	-	-	102.91	-	102.91	-	
<b>Total</b>	<b>0.00</b>	<b>0.00</b>	<b>517.33</b>	<b>0.00</b>	<b>517.33</b>	<b>0.00</b>	<b>0.00</b>	<b>0.00</b>	<b>497.92</b>	<b>0.00</b>	<b>497.92</b>	<b>0.00</b>	
Change From Previous Year			+3.9%		+3.9%				+0.7%		+0.7%		
<b>Fall + Winter:</b>						Full-time	1,034.66	<b>Fall + Winter:</b>				Full-time	995.84
						Part-time	0.00					Part-time	0.00



**Compulsory Non-Academic Incidental Fees**

**GRADUATE STUDIES (continued)**

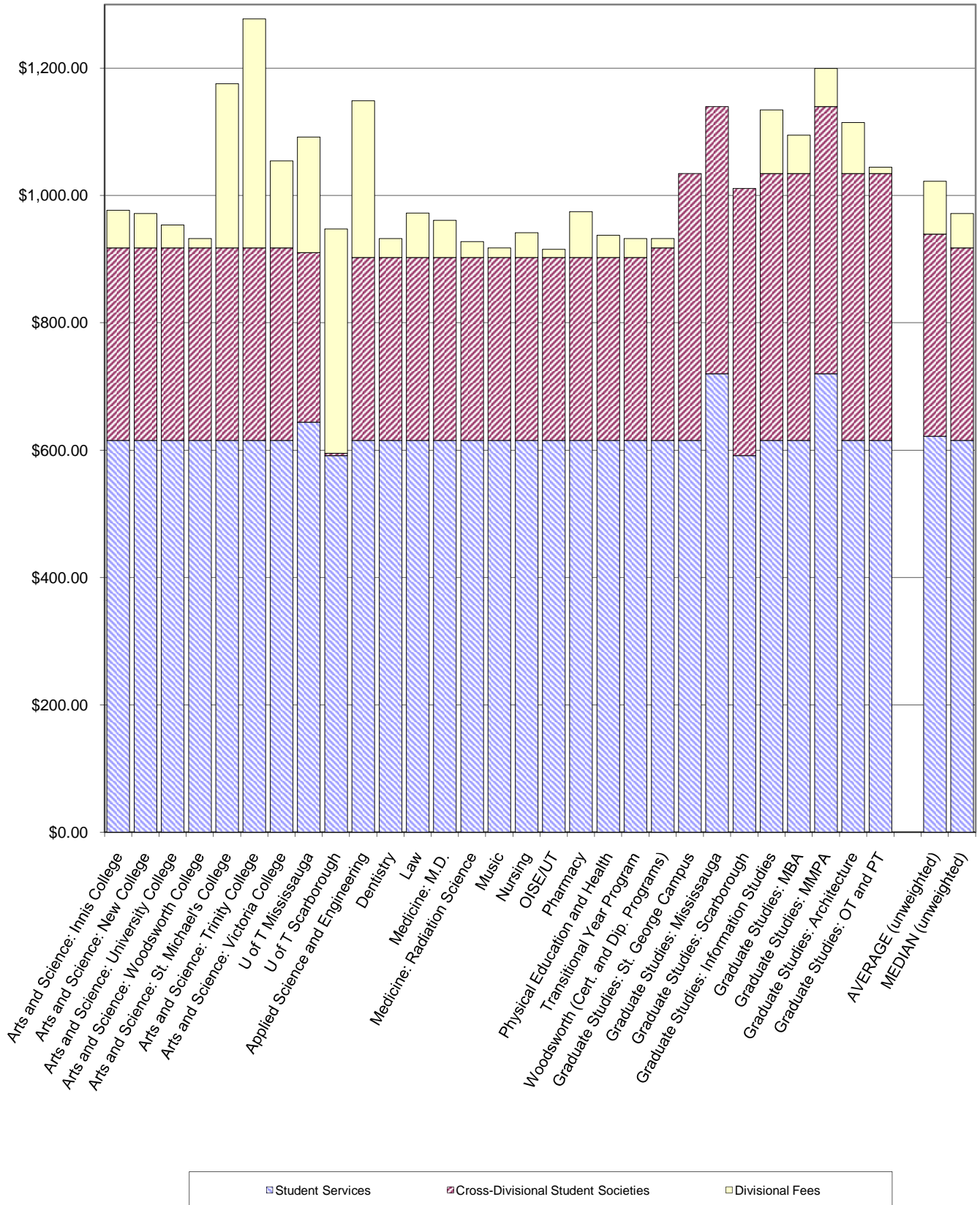
Graduate Studies: Rotman School of Management MMPA (Mississauga)	Full-time		Full-time		Full-time		Full-time		Full-time		Full-time		
	Full-time	Part-time	Full-time	Part-time	Full-time	Part-time	Full-time	Part-time	Full-time	Part-time	Full-time	Part-time	
Graduate Business Council	-	-	30.00	-	30.00	-	-	-	30.00	-	30.00	-	
Graduate Students' Union	-	-	209.72	-	209.72	-	-	-	202.90	-	202.90	-	
Physical Education & Athletics	-	-	160.21	-	160.21	-	-	-	155.54	-	155.54	-	
Centre for Physical Education	-	-	0.00	-	0.00	-	-	-	0.00	-	0.00	-	
Athletics Building Levy	-	-	0.00	-	0.00	-	-	-	0.00	-	0.00	-	
Athletics & Recreation	-	-	15.40	-	15.40	-	-	-	14.63	-	14.63	-	
Hart House	-	-	2.05	-	2.05	-	-	-	2.04	-	2.04	-	
Health Service	-	-	26.11	-	26.11	-	-	-	24.16	-	24.16	-	
Student Services	-	-	103.78	-	103.78	-	-	-	103.81	-	103.81	-	
Summer Shuttle Services	-	-	3.87	-	3.87	-	-	-	3.87	-	3.87	-	
Mississauga Transit U-Pass	-	-	48.60	-	48.60	-	-	-	44.50	-	44.50	-	
<b>Total</b>	<b>0.00</b>	<b>0.00</b>	<b>599.74</b>	<b>0.00</b>	<b>599.74</b>	<b>0.00</b>	<b>0.00</b>	<b>0.00</b>	<b>581.45</b>	<b>0.00</b>	<b>581.45</b>	<b>0.00</b>	
Change From Previous Year			+3.1%		+3.1%				+1.1%		+1.1%		
<b>System Access Fee Full-time 1,199.48</b>							<b>System Access Fee Full-time 1,162.90</b>						
<b>Part-time 0.00</b>							<b>Part-time 0.00</b>						

Graduate Studies: Architecture, Landscape & Design	Summer 2009		Fall 2009		Winter 2010		Summer 2008		Fall 2008		Winter 2009			
	Full-time	Part-time	Full-time	Part-time	Full-time	Part-time	Full-time	Part-time	Full-time	Part-time	Full-time	Part-time		
Graduate Architecture, Landscape & Design Student Union	-	0.00	40.00	25.00	40.00	25.00	-	0.00	40.00	25.00	40.00	25.00		
Graduate Students' Union	-	40.60	209.72	80.89	209.72	80.89	-	42.99	202.90	76.62	202.90	76.62		
Athletics & Recreation	-	26.56	132.79	26.56	132.79	26.56	-	25.16	125.81	25.16	125.81	25.16		
Hart House	-	13.35	66.76	13.35	66.76	13.35	-	13.26	66.30	13.26	66.30	13.26		
Student Life Programs & Services	-	21.61	108.06	21.61	108.06	21.61	-	20.58	102.91	20.58	102.91	20.58		
<b>Total</b>	<b>0.00</b>	<b>102.12</b>	<b>557.33</b>	<b>167.41</b>	<b>557.33</b>	<b>167.41</b>	<b>0.00</b>	<b>101.99</b>	<b>537.92</b>	<b>160.62</b>	<b>537.92</b>	<b>160.62</b>		
Change From Previous Year		+0.1%	+3.6%	+4.2%	+3.6%	+4.2%		+1.4%	+0.6%	-7.6%	+0.6%	-7.6%		
<b>Fall + Winter:</b>					<b>Full-time 1,114.66</b>					<b>Fall + Winter:</b>				
					<b>Part-time 334.82</b>					<b>Full-time 1,075.84</b>				
										<b>Part-time 321.24</b>				

Graduate Studies Occupational Therapy and Physical Therapy	Summer 2009		Fall 2009		Winter 2010		Summer 2008		Fall 2008		Winter 2009			
	Full-time	Part-time	Full-time	Part-time	Full-time	Part-time	Full-time	Part-time	Full-time	Part-time	Full-time	Part-time		
Occupational Therapy & Physical Therapy Graduate Students Council	-	0.00	5.00	5.00	5.00	5.00	-	0.00	5.00	5.00	5.00	5.00		
Graduate Students' Union	-	40.60	209.72	80.89	209.72	80.89	-	42.99	202.90	76.62	202.90	76.62		
Athletics & Recreation	-	26.56	132.79	26.56	132.79	26.56	-	25.16	125.81	25.16	125.81	25.16		
Hart House	-	13.35	66.76	13.35	66.76	13.35	-	13.26	66.30	13.26	66.30	13.26		
Student Life Programs & Services	-	21.61	108.06	21.61	108.06	21.61	-	20.58	102.91	20.58	102.91	20.58		
<b>Total</b>	<b>0.00</b>	<b>102.12</b>	<b>522.33</b>	<b>147.41</b>	<b>522.33</b>	<b>147.41</b>	<b>0.00</b>	<b>101.99</b>	<b>502.92</b>	<b>140.62</b>	<b>502.92</b>	<b>140.62</b>		
Change From Previous Year		+0.1%	+3.9%	+4.8%	+3.9%	+4.8%		+1.4%	+0.6%	-8.6%	+0.6%	-8.6%		
<b>Fall + Winter:</b>					<b>Full-time 1,044.66</b>					<b>Fall + Winter:</b>				
					<b>Part-time 294.82</b>					<b>Full-time 1,005.84</b>				
										<b>Part-time 281.24</b>				

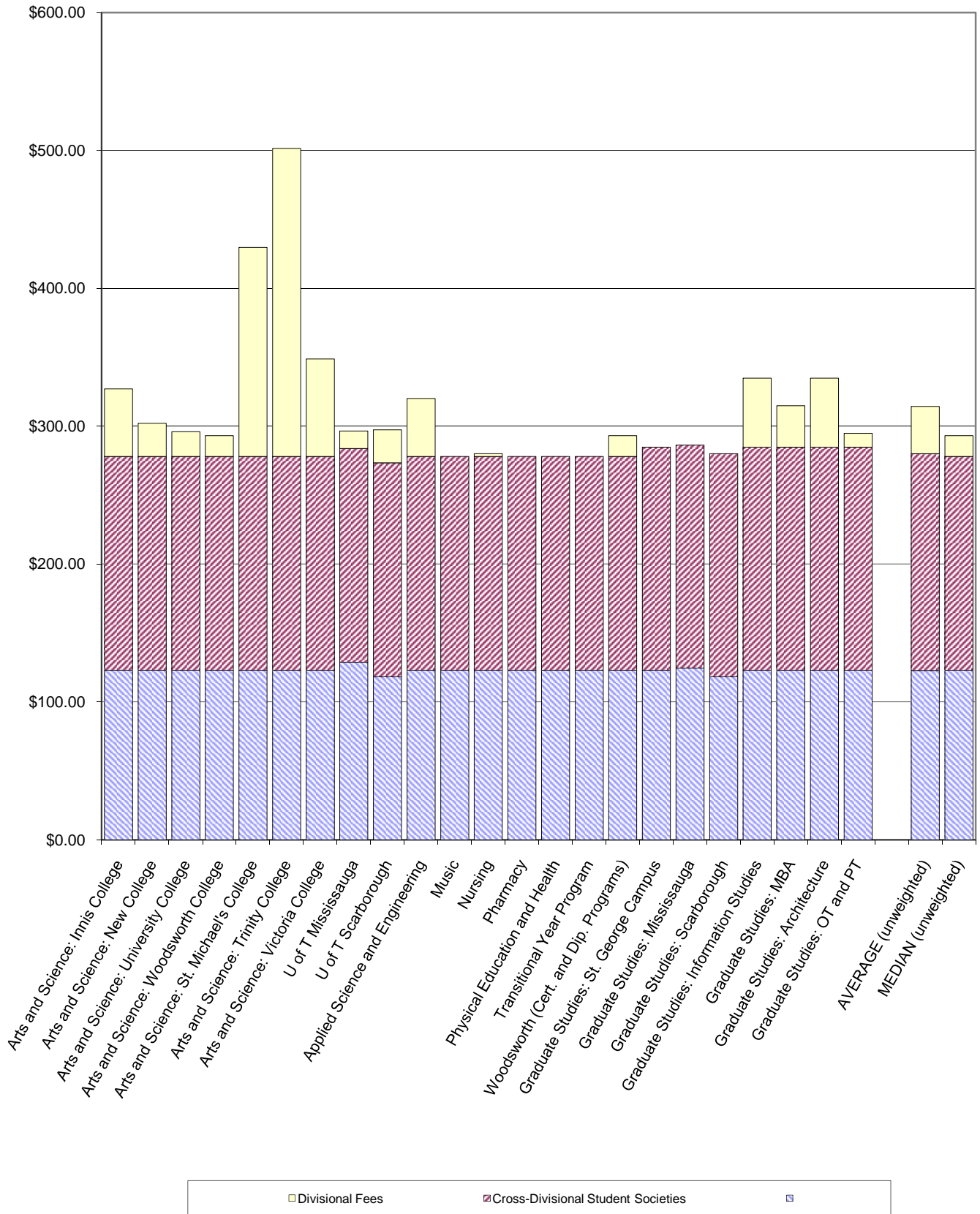
Compulsory Non-Academic Incidental Fees

Typical Fall/Winter Incidental Fees (Full-time Students)

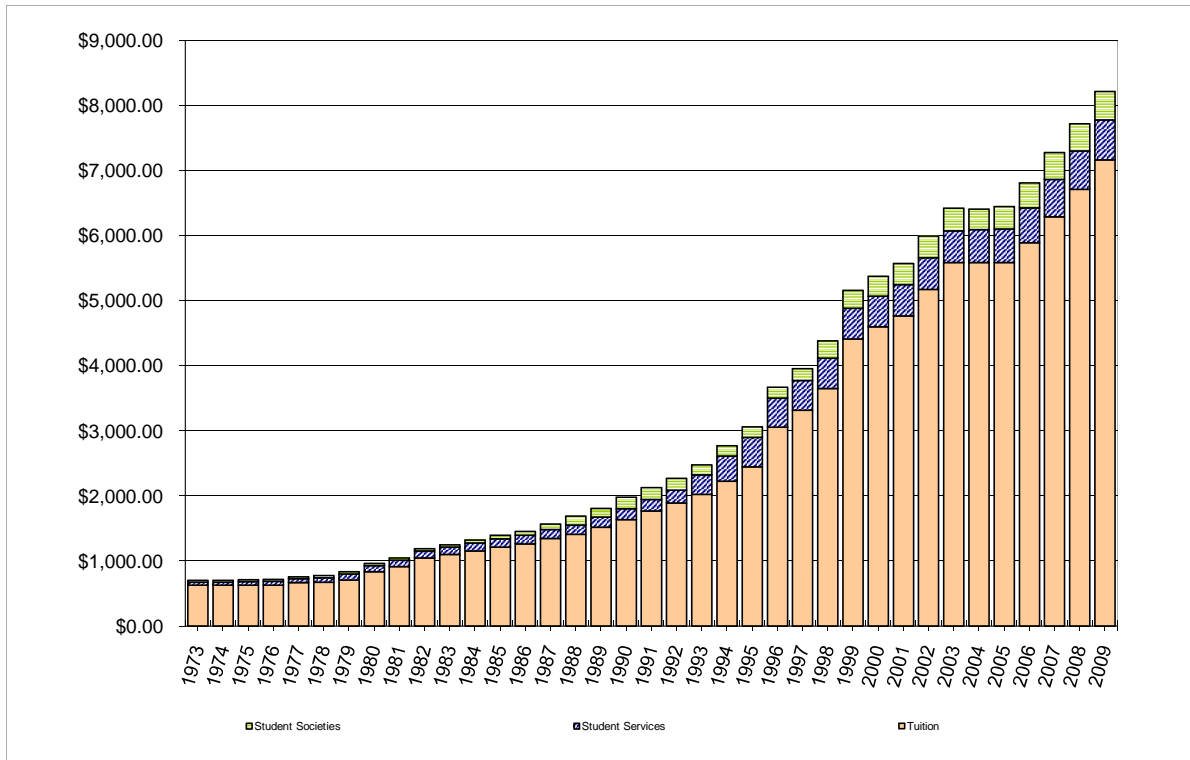


Compulsory Non-Academic Incidental Fees

Typical Fall/Winter Incidental Fees (Part-time Students)

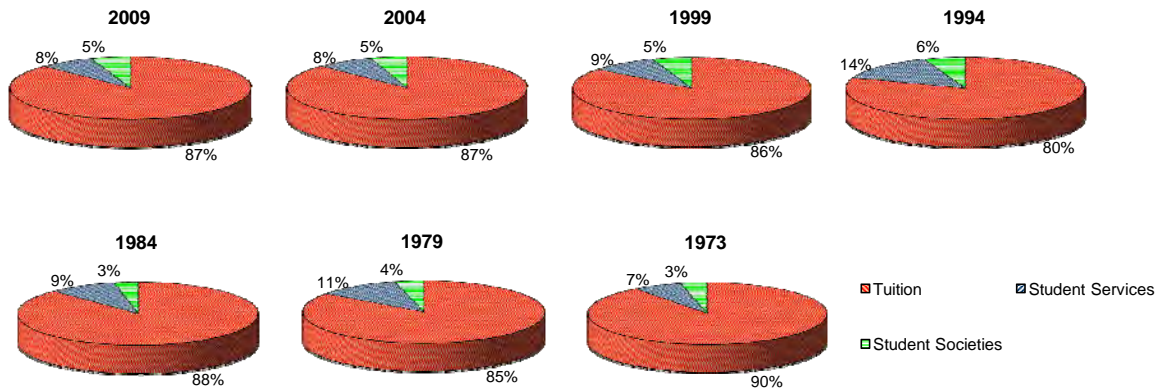


### Typical Fall-Winter Full-time Student Fees Since 1973

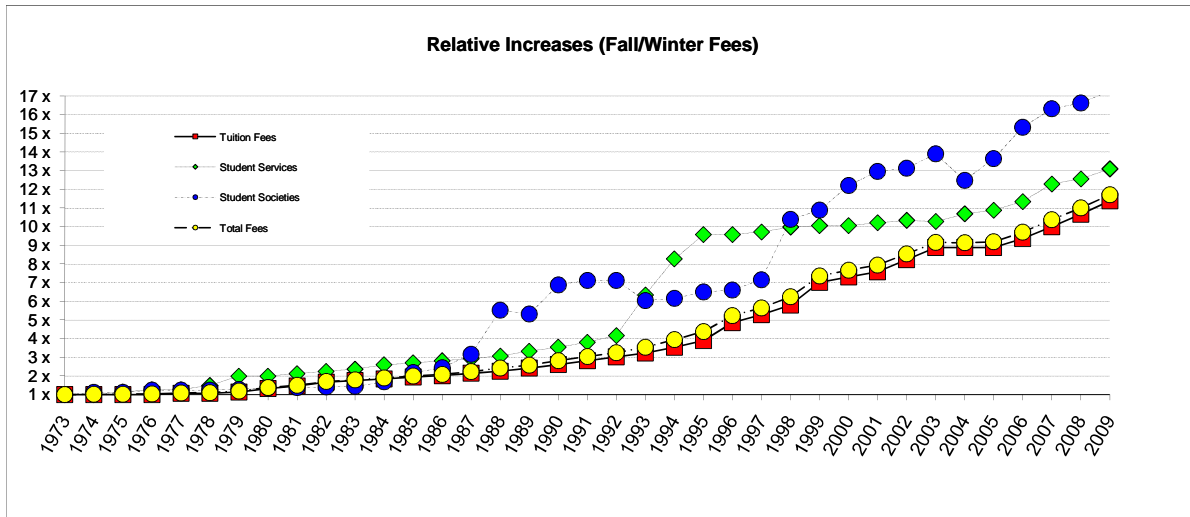


The fees for a "typical fall-winter full-time student" are the average fees charged through the fall and winter academic period to a full-time University College student (with a course load of 5.0 FCE) and a full-time first year Applied Science and Engineering student. See next page for data.

### Proportions of Fees Since 1973



Compulsory Non-Academic Incidental Fees



Data Used for Charts on Pages 11-12

YEAR	RELATIVE CHANGES				TOTAL FALL-WINTER FEES				STUDENT SERVICE FEES				STUDENT SOCIETY FEES		
	Tuition Fees	Student Services	Student Societies	Total Fees	Tuition Fees	Student Services (Total)	Student Societies (UC/Eng. Ave+SAC)	Total Fees	Athletics & Recreation	Hart House	Health Service	Student Services + Student Affairs	U.C. Lit. + ASSU	Eng. Society	SAC St. George + Varsity + CIUT
1973	1.00	1.00	1.00	1.00	\$630.00	\$47.00	\$25.25	\$702.25	\$15.00	\$20.00	\$12.00		\$10.00	\$12.50	\$14.00
1974	1.00	1.00	1.11	1.00	\$630.00	\$47.00	\$28.00	\$705.00	\$15.00	\$20.00	\$12.00		\$10.00	\$15.00	\$15.50
1975	1.00	1.15	1.11	1.01	\$630.00	\$54.00	\$28.00	\$712.00	\$20.00	\$22.00	\$12.00		\$10.00	\$15.00	\$15.50
1976	1.00	1.26	1.23	1.03	\$630.00	\$59.00	\$31.00	\$720.00	\$25.00	\$22.00	\$12.00		\$16.00	\$17.00	\$14.50
1977	1.06	1.27	1.23	1.08	\$670.00	\$59.50	\$31.00	\$760.50	\$25.00	\$22.00	\$12.50		\$16.00	\$17.00	\$14.50
1978	1.07	1.49	1.23	1.11	\$675.00	\$70.00	\$31.00	\$776.00	\$26.50	\$25.00	\$18.50		\$16.00	\$17.00	\$14.50
1979	1.13	1.99	1.27	1.19	\$710.00	\$93.50	\$32.00	\$835.50	\$43.00	\$32.00	\$18.50		\$18.00	\$17.00	\$14.50
1980	1.33	1.99	1.37	1.37	\$835.00	\$93.50	\$34.50	\$963.00	\$43.00	\$32.00	\$18.50		\$18.00	\$22.00	\$14.50
1981	1.45	2.12	1.37	1.49	\$915.00	\$99.50	\$34.50	\$1,049.00	\$47.00	\$34.00	\$18.50		\$18.00	\$22.00	\$14.50
1982	1.67	2.24	1.41	1.70	\$1,050.00	\$105.25	\$35.50	\$1,190.75	\$49.75	\$37.00	\$18.50		\$20.00	\$22.00	\$14.50
1983	1.75	2.36	1.44	1.78	\$1,102.00	\$111.00	\$36.25	\$1,249.25	\$52.50	\$40.00	\$18.50		\$20.00	\$22.00	\$15.25
1984	1.84	2.60	1.67	1.88	\$1,157.00	\$122.00	\$42.25	\$1,321.25	\$55.50	\$43.00	\$23.50		\$26.00	\$22.00	\$18.25
1985	1.93	2.70	2.17	1.99	\$1,215.00	\$126.75	\$54.88	\$1,396.63	\$58.25	\$45.00	\$23.50		\$26.00	\$41.25	\$21.25
1986	2.01	2.81	2.43	2.08	\$1,265.00	\$132.25	\$61.38	\$1,458.63	\$60.75	\$48.00	\$23.50		\$26.00	\$46.75	\$25.00
1987	2.14	2.93	3.15	2.23	\$1,350.00	\$137.50	\$79.54	\$1,567.04	\$63.50	\$50.50	\$23.50		\$40.75	\$49.75	\$34.29
1988	2.24	3.07	5.52	2.41	\$1,410.00	\$144.25	\$139.42	\$1,693.67	\$67.75	\$53.00	\$23.50		\$40.75	\$155.50	\$41.29
1989	2.41	3.32	5.32	2.58	\$1,520.00	\$156.00	\$134.29	\$1,810.29	\$72.25	\$56.75	\$27.00		\$44.50	\$155.50	\$34.29
1990	2.60	3.54	6.87	2.82	\$1,640.00	\$166.25	\$173.50	\$1,979.75	\$76.75	\$61.00	\$28.50		\$52.50	\$160.50	\$67.00
1991	2.81	3.80	7.11	3.03	\$1,770.00	\$178.50	\$179.47	\$2,127.97	\$81.25	\$65.90	\$31.35		\$52.50	\$167.00	\$69.72
1992	3.01	4.16	7.11	3.23	\$1,895.00	\$195.65	\$179.64	\$2,270.29	\$87.00	\$75.40	\$33.25		\$52.50	\$167.87	\$69.45
1993	3.22	6.34	6.03	3.53	\$2,027.65	\$297.92	\$152.35	\$2,477.92	\$94.50	\$108.50	\$33.25	\$61.67	\$54.75	\$168.34	\$40.80
1994	3.54	8.27	6.16	3.95	\$2,228.00	\$388.49	\$155.56	\$2,772.05	\$117.00	\$113.90	\$34.25	\$123.34	\$56.75	\$170.92	\$41.72
1995	3.89	9.58	6.50	4.36	\$2,451.00	\$450.15	\$164.12	\$3,065.27	\$117.00	\$113.90	\$34.25	\$185.00	\$41.75	\$176.00	\$55.24
1996	4.85	9.58	6.60	5.23	\$3,057.00	\$450.15	\$166.63	\$3,673.78	\$117.00	\$113.90	\$34.25	\$185.00	\$41.75	\$176.76	\$57.37
1997	5.27	9.71	7.14	5.63	\$3,319.90	\$456.40	\$180.26	\$3,956.56	\$163.42	\$115.61	\$34.25	\$143.12	\$43.75	\$195.56	\$60.60
1998	5.80	9.97	10.39	6.24	\$3,654.00	\$468.70	\$262.28	\$4,384.98	\$168.81	\$119.66	\$34.25	\$145.98	\$43.75	\$195.82	\$142.49
1999	7.01	10.04	10.89	7.35	\$4,417.50	\$472.07	\$274.96	\$5,164.53	\$172.18	\$119.66	\$34.25	\$145.98	\$44.00	\$196.15	\$154.88
2000	7.30	10.05	12.19	7.66	\$4,800.50	\$472.37	\$307.87	\$5,380.74	\$173.16	\$119.66	\$34.25	\$145.30	\$44.00	\$201.96	\$184.89
2001	7.57	10.20	12.96	7.94	\$4,771.00	\$479.35	\$327.23	\$5,577.58	\$179.56	\$120.24	\$34.25	\$145.30	\$44.00	\$201.96	\$204.25
2002	8.22	10.33	13.13	8.54	\$5,178.50	\$485.62	\$331.51	\$5,995.63	\$179.56	\$124.39	\$34.25	\$147.42	\$44.00	\$177.38	\$220.82
2003	8.88	10.27	13.90	9.15	\$5,592.50	\$482.68	\$351.04	\$6,426.22	\$183.16	\$116.54	\$34.26	\$148.72	\$44.00	\$175.48	\$241.28
2004	8.88	10.68	12.48	9.13	\$5,592.50	\$501.94	\$315.00	\$6,409.44	\$195.38	\$120.62	\$34.26	\$151.68	\$44.00	\$176.68	\$204.64
2005	8.88	10.88	13.64	9.18	\$5,592.50	\$511.30	\$344.38	\$6,448.18	\$199.28	\$123.04	\$34.26	\$154.72	\$44.00	\$208.44	\$218.14
2006	9.36	11.34	15.32	9.71	\$5,896.50	\$532.88	\$386.84	\$6,816.22	\$209.82	\$127.34	\$35.46	\$160.26	\$50.26	\$209.30	\$257.06
2007	9.99	12.28	16.31	10.37	\$6,292.00	\$577.22	\$411.75	\$7,280.97	\$247.04	\$130.00	\$36.16	\$164.02	\$50.48	\$215.30	\$278.86
2008	10.66	12.55	16.62	11.00	\$6,715.50	\$590.04	\$419.53	\$7,725.07	\$251.62	\$132.60	\$0.00	\$205.82	\$50.90	\$220.20	\$283.98
2009	11.38	13.09	17.27	11.71	\$7,169.00	\$615.22	\$436.16	\$8,220.38	\$265.58	\$133.52	\$0.00	\$216.12	\$51.20	\$246.36	\$287.38

NOTES ON DATA:

- 1) Prior to 1996-97, tuition is reported as the academic fees paid by either a full-time Applied Science and Engineering student or a full-time Arts & Science student with a course load of 5.0 FCE. Beginning in 1996-97, tuition is reported as the average paid by a full-time year 1 Applied Science and Engineering student and a full-time Arts & Science student with a course load of 5.0 FCE.
- 2) Prior to 1977-78, the Athletics and Recreation fee is reported as the average of the men's athletics fee and the women's athletics fee.
- 3) The Athletics & Recreation and Hart House fees for 1982-83 are reported as the average of the 1981-82 and 1983-84 fees as no records of the 1982-83 fees are available.
- 4) In 2008-09, the former Health Services, Student Affairs, and Student Services fees were combined as a single Student Life Programs and Services fee.

**Compulsory Non-Academic Incidental Fees**

**Schedule 1: Student Society Fees**

Student Societies	Summer 2009		Fall 2009		Winter 2010		Summer 2008		Fall 2008		Winter 2009	
	Full-time	Part-time	Full-time	Part-time	Full-time	Part-time	Full-time	Part-time	Full-time	Part-time	Full-time	Part-time
<b>Arts &amp; Science Students' Union</b>												
Society	7.50		7.50		7.50		7.50		7.50		7.50	
<b>TOTAL</b>	<b>\$7.50</b>	<b>\$0.00</b>	<b>\$7.50</b>	<b>\$0.00</b>	<b>\$7.50</b>	<b>\$0.00</b>	<b>\$7.50</b>	<b>\$0.00</b>	<b>\$7.50</b>	<b>\$0.00</b>	<b>\$7.50</b>	<b>\$0.00</b>
Change From Previous Year	+0.0%		+0.0%		+0.0%		+0.0%		+0.0%		+0.0%	
	+0.00		+0.00		+0.00		+0.00		+0.00		+0.00	
<b>Association of Part-time Undergraduate Students</b>												
Society		13.65		13.65		13.65		13.65		13.65		13.65
Ontario Public Interest Research Group (refundable)		1.00		0.50		0.50		1.00		0.50		0.50
Canadian Federation of Students (CFS) & CFS-Ontario (cost of living increases permitted without referendum - approved fall 2002)		3.38		3.43		3.43		3.31		3.38		3.38
Accident & Prescription Drug Insurance Plan (refundable; increases up to 10% permitted without referendum - approved spring 1994)				29.33		29.33				29.33		29.33
Provincial Sales Tax on Accident & Prescription Drug Insurance Plan (refundable)				2.35		2.35				2.35		2.35
Dental Plan (refundable; increases up to 10% permitted without referendum - approved spring of 2005)				26.19		26.19				26.19		26.19
Provincial Sales Tax on Dental Plan (refundable)				2.09		2.09				2.09		2.09
<b>TOTAL</b>	<b>\$0.00</b>	<b>\$18.03</b>	<b>\$0.00</b>	<b>\$77.54</b>	<b>\$0.00</b>	<b>\$77.54</b>	<b>\$0.00</b>	<b>\$17.96</b>	<b>\$0.00</b>	<b>\$77.49</b>	<b>\$0.00</b>	<b>\$77.49</b>
Change From Previous Year		+0.4%		+0.1%		+0.1%		+0.2%		+5.1%		+5.1%
		+0.07		+0.05		+0.05		+0.04		+3.78		+3.78
<b>Dental Students' Society</b>												
Society (cost of living increases permitted without referendum - approved spring 1994)			15.00		15.00				15.00		15.00	
<b>TOTAL</b>	<b>\$0.00</b>	<b>\$0.00</b>	<b>\$15.00</b>	<b>\$0.00</b>	<b>\$15.00</b>	<b>\$0.00</b>	<b>\$0.00</b>	<b>\$0.00</b>	<b>\$15.00</b>	<b>\$0.00</b>	<b>\$15.00</b>	<b>\$0.00</b>
Change From Previous Year			+0.0%		+0.0%				+0.0%		+0.0%	
			+0.00		+0.00				+0.00		+0.00	
<b>Engineering Society</b>												
Society (cost of living increases permitted to the full-time amount without referendum - approved spring 1991) – See Note 2			22.05	20.99	22.05	20.99			21.72	20.99	21.72	20.99
Engineering Career Centre (through 2010-11; referendum required for continuation)			12.50		12.50				12.50		12.50	
Engineering Athletic Association			4.50		4.50				4.50		4.50	
Formula SAE Racing Team (through 2010-11; referendum required for continuation)			2.25		2.25				2.00		2.00	
Blue Sky Solar Car Team (through 2009-10; referendum required for continuation)			2.75		2.75				2.75		2.75	
Special Projects Levy (through 2010-11; referendum required for continuation)			75.00		75.00				50.00		50.00	
Atrium Renovation Project (through 2008-09; referendum required for continuation)			0.00		0.00				12.50		12.50	
Human Powered Vehicle Design (through 2010-11; referendum required for continuation)			1.25		1.25				1.25		1.25	
Engineers Without Borders (through 2010-11; referendum required for continuation)			1.25		1.25				1.25		1.25	
Concrete Canoe Team (through 2009-10; referendum required for continuation)			1.63		1.63				1.63		1.63	
<b>TOTAL</b>	<b>\$0.00</b>	<b>\$0.00</b>	<b>\$123.18</b>	<b>\$20.99</b>	<b>\$123.18</b>	<b>\$20.99</b>	<b>\$0.00</b>	<b>\$0.00</b>	<b>\$110.10</b>	<b>\$20.99</b>	<b>\$110.10</b>	<b>\$20.99</b>
Change From Previous Year			+11.9%	+0.0%	+11.9%	+0.0%			+2.3%	+0.0%	+2.3%	+0.0%
			+13.08	+0.00	+13.08	+0.00			+2.45	+0.00	+2.45	+0.00
<b>Erindale Part-time Undergraduate Students</b>												
Society		0.00		0.00		0.00		2.00		1.00		1.00
Student Centre Levy (reduced to \$3.75 per session beginning in Fall 2009)		15.60		3.75		3.75		15.60		7.80		7.80
<b>TOTAL</b>	<b>\$0.00</b>	<b>\$15.60</b>	<b>\$0.00</b>	<b>\$3.75</b>	<b>\$0.00</b>	<b>\$3.75</b>	<b>\$0.00</b>	<b>\$17.60</b>	<b>\$0.00</b>	<b>\$8.80</b>	<b>\$0.00</b>	<b>\$8.80</b>
Change From Previous Year		-11.4%		-57.4%		-57.4%		+0.0%		+0.0%		+0.0%
		-2.00		-5.05		-5.05		+0.00		+0.00		+0.00
<b>Graduate Business Council</b>												
Society (cost of living increases permitted without referendum - approved spring 2006)		20.00	30.00	15.00	30.00	15.00		20.00	30.00	15.00	30.00	15.00
<b>TOTAL</b>	<b>\$0.00</b>	<b>\$20.00</b>	<b>\$30.00</b>	<b>\$15.00</b>	<b>\$30.00</b>	<b>\$15.00</b>	<b>\$0.00</b>	<b>\$20.00</b>	<b>\$30.00</b>	<b>\$15.00</b>	<b>\$30.00</b>	<b>\$15.00</b>
Change From Previous Year		+0.0%	+0.0%	+0.0%	+0.0%	+0.0%		+0.0%	+0.0%	+0.0%	+0.0%	+0.0%
		+0.00	+0.00	+0.00	+0.00	+0.00		+0.00	+0.00	+0.00	+0.00	+0.00
<b>Graduate Architecture, Landscape &amp; Design Student Union</b>												
Society			40.00	25.00	40.00	25.00			40.00	25.00	40.00	25.00
<b>TOTAL</b>	<b>\$0.00</b>	<b>\$0.00</b>	<b>\$40.00</b>	<b>\$25.00</b>	<b>\$40.00</b>	<b>\$25.00</b>	<b>\$0.00</b>	<b>\$0.00</b>	<b>\$40.00</b>	<b>\$25.00</b>	<b>\$40.00</b>	<b>\$25.00</b>
Change From Previous Year			+0.0%	+0.0%	+0.0%	+0.0%			+0.0%	+0.0%	+0.0%	+0.0%
			+0.00	+0.00	+0.00	+0.00			+0.00	+0.00	+0.00	+0.00

**Compulsory Non-Incidental Fees**

Student Societies	Summer 2009		Fall 2009		Winter 2010		Summer 2008		Fall 2008		Winter 2009	
	Full-time	Part-time	Full-time	Part-time	Full-time	Part-time	Full-time	Part-time	Full-time	Part-time	Full-time	Part-time
<b>Graduate Students' Union</b>												
Society (cost of living increases permitted without referendum - approved spring 1990)		28.95	28.95	14.48	28.95	14.48		28.95	28.95	14.48	28.95	14.48
Canadian Federation of Students (CFS) & CFS-Ontario (cost of living increases permitted without referendum - approved spring 1998)		7.15	7.32	3.66	7.32	3.66		7.00	7.15	3.57	7.15	3.57
Ontario Public Interest Research Group (refundable)		2.50	2.50	1.25	2.50	1.25		2.50	2.50	1.25	2.50	1.25
Downtown Legal Services (refundable)		1.50	1.50	0.75	1.50	0.75		1.50	1.50	0.75	1.50	0.75
Women's Centre (refundable)		0.50	0.50	0.25	0.50	0.25		0.50	0.50	0.25	0.50	0.25
<i>The Peer Review</i> (refundable; cost of living increases permitted without referendum - approved spring 2004) – See Note 1		0.00	0.00	0.00	0.00	0.00		2.54	0.00	0.00	0.00	0.00
Supplementary Health Coverage (refundable; increases up to health industry index permitted without referendum - current provisions approved spring 1999)			99.00		99.00				96.74		96.74	
Supplementary Health Coverage Administrative Fee (refundable)			1.53		1.53				1.50		1.50	
Provincial Sales Tax on Supplementary Health Coverage (refundable)			7.92		7.92				7.74		7.74	
Dental Plan (refundable; increases up to dental industry index permitted without referendum - current provisions approved spring 2006)			54.60	54.60	54.60	54.60		50.76	50.76	50.76	50.76	
Dental Plan Administrative Fee (refundable)			1.53	1.53	1.53	1.53		1.50	1.50	1.50	1.50	
Provincial Sales Tax on Dental Plan (refundable)			4.37	4.37	4.37	4.37		4.06	4.06	4.06	4.06	
<b>TOTAL</b>	<b>\$0.00</b>	<b>\$40.60</b>	<b>\$209.72</b>	<b>\$80.89</b>	<b>\$209.72</b>	<b>\$80.89</b>	<b>\$0.00</b>	<b>\$42.99</b>	<b>\$202.90</b>	<b>\$76.62</b>	<b>\$202.90</b>	<b>\$76.62</b>
Change From Previous Year		-5.6%	+3.4%	+5.6%	+3.4%	+5.6%		+0.3%	-1.5%	-16.0%	-1.5%	-16.0%
		-2.39	+6.82	+4.27	+6.82	+4.27		+0.13	-3.17	-14.55	-3.17	-14.55
<b>Information Studies Student Council/Doctoral Students Association</b>												
Technology Upgrade Fund (through 2010-11; referendum required for continuation) – see note 3			50.00	25.00	50.00	25.00			50.00	25.00	50.00	25.00
<b>TOTAL</b>	<b>\$0.00</b>	<b>\$0.00</b>	<b>\$50.00</b>	<b>\$25.00</b>	<b>\$50.00</b>	<b>\$25.00</b>	<b>\$0.00</b>	<b>\$0.00</b>	<b>\$50.00</b>	<b>\$25.00</b>	<b>\$50.00</b>	<b>\$25.00</b>
Change From Previous Year			+0.0%	+0.0%	+0.0%	+0.0%			+0.0%	+0.0%	+0.0%	+0.0%
			+0.00	+0.00	+0.00	+0.00			+0.00	+0.00	+0.00	+0.00
<b>Innis College Student Society</b>												
Society (cost of living increases permitted without referendum - approved spring 2000)			18.21	18.21	18.21	18.21			18.21	18.21	18.21	18.21
Harold Innis Foundation			0.50	0.50	0.50	0.50			0.50	0.50	0.50	0.50
Refugee Student Fund			3.50	3.50	3.50	3.50			3.50	3.50	3.50	3.50
<b>TOTAL</b>	<b>\$0.00</b>	<b>\$0.00</b>	<b>\$22.21</b>	<b>\$22.21</b>	<b>\$22.21</b>	<b>\$22.21</b>	<b>\$0.00</b>	<b>\$0.00</b>	<b>\$22.21</b>	<b>\$22.21</b>	<b>\$22.21</b>	<b>\$22.21</b>
Change From Previous Year			+0.0%	+0.0%	+0.0%	+0.0%			+0.0%	+0.0%	+0.0%	+0.0%
			+0.00	+0.00	+0.00	+0.00			+0.00	+0.00	+0.00	+0.00
<b>Medical Radiation Sciences Society (MRSS)</b>												
Society			12.50		12.50				12.50		12.50	
<b>TOTAL</b>	<b>\$0.00</b>	<b>\$0.00</b>	<b>\$12.50</b>	<b>\$0.00</b>	<b>\$12.50</b>	<b>\$0.00</b>	<b>\$0.00</b>	<b>\$0.00</b>	<b>\$12.50</b>	<b>\$0.00</b>	<b>\$12.50</b>	<b>\$0.00</b>
Change From Previous Year			+0.0%		+0.0%				(new)		(new)	
			+0.00		+0.00							
<b>Medical Society</b>												
Society			23.77		23.77				23.77		23.77	
Canadian Federation of Medical Students			5.50		5.50				5.50		5.50	
<b>TOTAL</b>	<b>\$0.00</b>	<b>\$0.00</b>	<b>\$29.27</b>	<b>\$0.00</b>	<b>\$29.27</b>	<b>\$0.00</b>	<b>\$0.00</b>	<b>\$0.00</b>	<b>\$29.27</b>	<b>\$0.00</b>	<b>\$29.27</b>	<b>\$0.00</b>
Change From Previous Year			+0.0%		+0.0%				+0.0%		+0.0%	
			+0.00		+0.00				+0.00		+0.00	
<b>The Medium</b>												
Society			3.63	1.21	3.63	1.21			3.63	1.21	3.63	1.21
<b>TOTAL</b>	<b>\$0.00</b>	<b>\$0.00</b>	<b>\$3.63</b>	<b>\$1.21</b>	<b>\$3.63</b>	<b>\$1.21</b>	<b>\$0.00</b>	<b>\$0.00</b>	<b>\$3.63</b>	<b>\$1.21</b>	<b>\$3.63</b>	<b>\$1.21</b>
Change From Previous Year			+0.0%	+0.0%	+0.0%	+0.0%			+0.0%	+0.0%	+0.0%	+0.0%
			+0.00	+0.00	+0.00	+0.00			+0.00	+0.00	+0.00	+0.00
<b>U of T at Mississauga Athletics Council</b>												
Society	2.77	2.77	4.30	1.39	4.30	1.39	2.77	2.77	4.30	1.39	4.30	1.39
<b>TOTAL</b>	<b>\$2.77</b>	<b>\$2.77</b>	<b>\$4.30</b>	<b>\$1.39</b>	<b>\$4.30</b>	<b>\$1.39</b>	<b>\$2.77</b>	<b>\$2.77</b>	<b>\$4.30</b>	<b>\$1.39</b>	<b>\$4.30</b>	<b>\$1.39</b>
Change From Previous Year	+0.0%	+0.0%	+0.0%	+0.0%	+0.0%	+0.0%	+0.0%	+0.0%	+0.0%	+0.0%	+0.0%	+0.0%
	+0.00	+0.00	+0.00	+0.00	+0.00	+0.00	+0.00	+0.00	+0.00	+0.00	+0.00	+0.00

**Compulsory Non-Annual Incidental Fees**

Student Societies	Summer 2009		Fall 2009		Winter 2010		Summer 2008		Fall 2008		Winter 2009	
	Full-time	Part-time	Full-time	Part-time	Full-time	Part-time	Full-time	Part-time	Full-time	Part-time	Full-time	Part-time
<b>U of T at Mississauga Students' Union</b> (formally known as the Erindale College Student Union)												
Society (cost of living increases permitted without referendum - approved spring 2006)	12.52		12.71		12.71		12.26		12.52		12.52	
Student Centre Levy	12.50		12.50		12.50		26.00		12.50		12.50	
On Campus First Aid Emergency Response	0.20		0.20		0.20		0.20		0.20		0.20	
Blind Duck Pub (refundable)	3.25		3.25		3.25		3.25		3.25		3.25	
Club Funding and Resources	1.26		1.26		1.26		1.26		1.26		1.26	
Mississauga Transit Upass (fall and winter only; increases up to 8% permitted without referendum - approved spring of 2007)			48.60		48.60				45.00		45.00	
Academic Societies (cost of living increases permitted without referendum - approved spring 2007)	0.91		0.92		0.92		0.89		0.91		0.91	
Food Bank (cost of living increases permitted without referendum - approved spring 2009)			0.50		0.50							
Student Refugee Program (cost of living increases permitted without referendum - approved spring 2009)			1.00		1.00							
<b>TOTAL</b>	<b>\$30.64</b>	<b>\$0.00</b>	<b>\$80.94</b>	<b>\$0.00</b>	<b>\$80.94</b>	<b>\$0.00</b>	<b>\$43.86</b>	<b>\$0.00</b>	<b>\$75.64</b>	<b>\$0.00</b>	<b>\$75.64</b>	<b>\$0.00</b>
Change From Previous Year	-30.1%		+7.0%		+7.0%		+2.4%		-14.4%		-14.4%	
	-13.22		+5.30		+5.30		+1.02		-12.72		-12.72	
<b>Music Undergraduate Society</b>												
Society			7.50		7.50				7.50		7.50	
<b>TOTAL</b>	<b>\$0.00</b>	<b>\$0.00</b>	<b>\$7.50</b>	<b>\$0.00</b>	<b>\$7.50</b>	<b>\$0.00</b>	<b>\$0.00</b>	<b>\$0.00</b>	<b>\$7.50</b>	<b>\$0.00</b>	<b>\$7.50</b>	<b>\$0.00</b>
Change From Previous Year			+0.0%		+0.0%				+0.0%		+0.0%	
			+0.00		+0.00				+0.00		+0.00	
<b>New College Student Council</b>												
Society			16.00	6.00	16.00	6.00			16.00	6.00	16.00	6.00
Admission Scholarships			1.00	1.00	1.00	1.00			1.00	1.00	1.00	1.00
Computing Facilities and Capital Fund (through 2011-12; referendum required for continuation)			10.00	5.00	10.00	5.00			10.00	5.00	10.00	5.00
<b>TOTAL</b>	<b>\$0.00</b>	<b>\$0.00</b>	<b>\$27.00</b>	<b>\$12.00</b>	<b>\$27.00</b>	<b>\$12.00</b>	<b>\$0.00</b>	<b>\$0.00</b>	<b>\$27.00</b>	<b>\$12.00</b>	<b>\$27.00</b>	<b>\$12.00</b>
Change From Previous Year			+0.0%	+0.0%	+0.0%	+0.0%			+0.0%	+0.0%	+0.0%	+0.0%
			+0.00	+0.00	+0.00	+0.00			+0.00	+0.00	+0.00	+0.00
<b>Nursing Students' Council</b>												
Society			17.00		17.00				17.00		17.00	
Canadian Nursing Students Association			2.50	1.00	2.50	1.00			2.50	1.00	2.50	1.00
<b>TOTAL</b>	<b>\$0.00</b>	<b>\$0.00</b>	<b>\$19.50</b>	<b>\$1.00</b>	<b>\$19.50</b>	<b>\$1.00</b>	<b>\$0.00</b>	<b>\$0.00</b>	<b>\$19.50</b>	<b>\$1.00</b>	<b>\$19.50</b>	<b>\$1.00</b>
Change From Previous Year			+0.0%	+0.0%	+0.0%	+0.0%			+0.0%	+0.0%	+0.0%	+0.0%
			+0.00	+0.00	+0.00	+0.00			+0.00	+0.00	+0.00	+0.00
<b>Undergraduate Pharmacy Society</b>												
Society (cost of living increases permitted without referendum - approved spring 1991)			20.00		20.00				17.38		17.38	
Canadian Association of Pharmacy Students and Interns			7.50		7.50				5.50		5.50	
Graduation Events			8.50		8.50				7.50		7.50	
<b>TOTAL</b>	<b>\$0.00</b>	<b>\$0.00</b>	<b>\$36.00</b>	<b>\$0.00</b>	<b>\$36.00</b>	<b>\$0.00</b>	<b>\$0.00</b>	<b>\$0.00</b>	<b>\$30.38</b>	<b>\$0.00</b>	<b>\$30.38</b>	<b>\$0.00</b>
Change From Previous Year			+18.5%		+18.5%				+0.0%		+0.0%	
			+5.62		+5.62				+0.00		+0.00	
<b>Occupational Therapy &amp; Physical Therapy Graduate Students Council</b>												
Society			5.00	5.00	5.00	5.00			5.00	5.00	5.00	5.00
<b>TOTAL</b>	<b>\$0.00</b>	<b>\$0.00</b>	<b>\$5.00</b>	<b>\$5.00</b>	<b>\$5.00</b>	<b>\$5.00</b>	<b>\$0.00</b>	<b>\$0.00</b>	<b>\$5.00</b>	<b>\$5.00</b>	<b>\$5.00</b>	<b>\$5.00</b>
Change From Previous Year			+0.0%	+0.0%	+0.0%	+0.0%			+0.0%	+0.0%	+0.0%	+0.0%
			+0.00	+0.00	+0.00	+0.00			+0.00	+0.00	+0.00	+0.00
<b>Physical Education &amp; Health Undergraduate Association</b>												
Society			17.50		17.50				17.50		17.50	
<b>TOTAL</b>	<b>\$0.00</b>	<b>\$0.00</b>	<b>\$17.50</b>	<b>\$0.00</b>	<b>\$17.50</b>	<b>\$0.00</b>	<b>\$0.00</b>	<b>\$0.00</b>	<b>\$17.50</b>	<b>\$0.00</b>	<b>\$17.50</b>	<b>\$0.00</b>
Change From Previous Year			+0.0%		+0.0%				+0.0%		+0.0%	
			+0.00		+0.00				+0.00		+0.00	
<b>Scarborough College Athletic Association</b>												
Society			3.50		3.50				3.50		3.50	
<b>TOTAL</b>	<b>\$0.00</b>	<b>\$0.00</b>	<b>\$3.50</b>	<b>\$0.00</b>	<b>\$3.50</b>	<b>\$0.00</b>	<b>\$0.00</b>	<b>\$0.00</b>	<b>\$3.50</b>	<b>\$0.00</b>	<b>\$3.50</b>	<b>\$0.00</b>
Change From Previous Year			+0.0%		+0.0%				+0.0%		+0.0%	
			+0.00		+0.00				+0.00		+0.00	
<b>Scarborough Campus Community Radio (CSCR)</b>												
Society (cost of living increases permitted without referendum - approved spring 2007)			3.55		3.55				3.50		3.50	
<b>TOTAL</b>	<b>\$0.00</b>	<b>\$0.00</b>	<b>\$3.55</b>	<b>\$0.00</b>	<b>\$3.55</b>	<b>\$0.00</b>	<b>\$0.00</b>	<b>\$0.00</b>	<b>\$3.50</b>	<b>\$0.00</b>	<b>\$3.50</b>	<b>\$0.00</b>
Change From Previous Year			+1.4%		+1.4%				+0.0%		+0.0%	
			+0.05		+0.05				+0.00		+0.00	



**Compulsory Non-Academic Incidental Fees**

Student Societies	Summer 2009		Fall 2009		Winter 2010		Summer 2008		Fall 2008		Winter 2009	
	Full-time	Part-time	Full-time	Part-time	Full-time	Part-time	Full-time	Part-time	Full-time	Part-time	Full-time	Part-time
<b>Scarborough Campus Students' Union</b>												
Society (cost of living increases permitted without referendum – approved fall 2002)	23.28	1.27	23.63	1.29	23.63	1.29	22.80	1.24	23.28	1.27	23.28	1.27
Refugee Student Program (through 2009-10; SCSU Board approval of continuation)	0.75	0.25	0.75	0.25	0.75	0.25	0.75	0.25	0.75	0.25	0.75	0.25
Student Centre (cost of living increases permitted without referendum - approved spring 2001)	33.99	10.19	34.50	10.34	34.50	10.34	33.29	9.98	33.99	10.19	33.99	10.19
Women's Centre (refundable)	1.50		1.50		1.50		1.50		1.50		1.50	
Downtown Legal Services (refundable)	0.50		0.50		0.50		0.50		0.50		0.50	
Orientation (refundable)	0.50		0.50		0.50		0.50		0.50		0.50	
Blue Sky Solar Car Team (refundable)	0.13		0.13		0.13		0.13		0.13		0.13	
Day Care Subsidy (refundable)	0.50		0.50		0.50		0.50		0.50		0.50	
Wheelchair Accessibility Projects	1.00		1.00		1.00		1.00		1.00		1.00	
Refugee Student Fund	0.30		0.30		0.30		0.30		0.30		0.30	
Health Initiatives in Developing Countries (refundable)	0.25		0.25		0.25		0.25		0.25		0.25	
Foster Children Program	0.05		0.05		0.05		0.05		0.05		0.05	
U of T Environmental Resource Network (refundable)	0.25		0.25		0.25		0.25		0.25		0.25	
Canadian Federation of Students (CFS) & CFS-Ontario (cost of living increases permitted without referendum - approved fall 2002)	6.73		6.83		6.83		6.59		6.73		6.73	
Frontier College Students for Literacy - UTSC (refundable; fall and winter only)	0.00	0.00	0.50	0.10	0.50	0.10	0.00	0.00	0.50	0.10	0.50	0.10
Accident & Prescription Drug Insurance Plan (refundable; increases up to 10% permitted without referendum - current provisions approved spring of 1998)			40.64		40.64				37.79		37.79	
Accident & Prescription Drug Insurance Plan Administration Fee (refundable; increases up to 10% permitted without referendum - current provisions approved spring of 1998)			3.22		3.22				3.22		3.22	
Provincial Sales Tax on Accident & Prescription Drug Insurance Plan (refundable)			3.25		3.25				3.02		3.02	
Dental Plan (refundable; increases up to 10% permitted without referendum - approved spring of 1998)			40.63		40.63				37.77		37.77	
Dental Plan Administration Fee (refundable; increases up to 10% permitted without referendum - current provisions approved spring of 1998)			3.38		3.38				3.38		3.38	
Provincial Sales Tax on Dental Plan (refundable)			3.25		3.25				3.02		3.02	
<b>TOTAL</b>	<b>\$69.73</b>	<b>\$11.71</b>	<b>\$165.56</b>	<b>\$11.98</b>	<b>\$165.56</b>	<b>\$11.98</b>	<b>\$68.41</b>	<b>\$11.47</b>	<b>\$158.43</b>	<b>\$11.81</b>	<b>\$158.43</b>	<b>\$11.81</b>
Change From Previous Year	+1.9%	+2.1%	+4.5%	+1.4%	+4.5%	+1.4%	+1.0%	+1.1%	+2.2%	+2.1%	+2.2%	+2.1%
	+1.32	+0.24	+7.13	+0.17	+7.13	+0.17	+0.68	+0.12	+3.42	+0.24	+3.42	+0.24
<b>Scarborough College Students' Press (<i>The Underground</i>)</b>												
Society			3.50		3.50				3.50		3.50	
<b>TOTAL</b>	<b>\$0.00</b>	<b>\$0.00</b>	<b>\$3.50</b>	<b>\$0.00</b>	<b>\$3.50</b>	<b>\$0.00</b>	<b>\$0.00</b>	<b>\$0.00</b>	<b>\$3.50</b>	<b>\$0.00</b>	<b>\$3.50</b>	<b>\$0.00</b>
Change From Previous Year			+0.0%		+0.0%				+0.0%		+0.0%	
			+0.00		+0.00				+0.00		+0.00	
<b>Student Teachers' Union</b>												
Society			6.50		6.50				6.50		6.50	
Teacher Employment Preparation Centre			0.00		0.00				0.00		0.00	
<b>TOTAL</b>	<b>\$0.00</b>	<b>\$0.00</b>	<b>\$6.50</b>	<b>\$0.00</b>	<b>\$6.50</b>	<b>\$0.00</b>	<b>\$0.00</b>	<b>\$0.00</b>	<b>\$6.50</b>	<b>\$0.00</b>	<b>\$6.50</b>	<b>\$0.00</b>
Change From Previous Year			+0.0%		+0.0%				+0.0%		+0.0%	
			+0.00		+0.00				+0.00		+0.00	

**Compulsory Non-Incidental Fees**

Student Societies	Summer 2009		Fall 2009		Winter 2010		Summer 2008		Fall 2008		Winter 2009	
	Full-time	Part-time	Full-time	Part-time	Full-time	Part-time	Full-time	Part-time	Full-time	Part-time	Full-time	Part-time
<b>Students' Administrative Council (operating as the University of Toronto Students' Union, UTSU) - St. George Campus</b>												
Society (cost of living increases permitted without referendum - approved spring 1991)	16.02		16.26		16.26		15.69		16.02		16.02	
Women's Centre (refundable)	1.50		1.50		1.50		1.50		1.50		1.50	
Sexual Education & Peer Counselling Centre (refundable)	0.25		0.25		0.25		0.25		0.25		0.25	
Downtown Legal Services (refundable)	1.50		1.50		1.50		1.50		1.50		1.50	
Ontario Public Interest Research Group (refundable)	0.50		0.50		0.50		0.50		0.50		0.50	
Orientation (refundable)	0.50		0.50		0.50		0.50		0.50		0.50	
Blue Sky Solar Racing Car Team (refundable)	0.13		0.13		0.13		0.13		0.13		0.13	
Day Care Subsidy (refundable)	0.50		0.50		0.50		0.50		0.50		0.50	
Wheelchair Accessibility Projects	1.00		1.00		1.00		1.00		1.00		1.00	
Student Refugee Program (cost of living increases permitted without referendum - approved spring 2007)	0.61		0.62		0.62		0.60		0.61		0.61	
Health Initiatives in Developing Countries (refundable)	0.25		0.25		0.25		0.25		0.25		0.25	
Foster Children Program	0.05		0.05		0.05		0.05		0.05		0.05	
U of T Environmental Resource Network (refundable)	0.50		0.50		0.50		0.50		0.50		0.50	
BikeShare (refundable)	0.25		0.25		0.25		0.25		0.25		0.25	
Students for Barrier Free Access (refundable)	1.00		1.00		1.00		1.00		1.00		1.00	
Cinema Studies Students' Union (refundable)	0.25		0.25		0.25		0.25		0.25		0.25	
Canadian Federation of Students (CFS) & CFS-Ontario (cost of living increases permitted without referendum - approved fall 2002)	6.73		6.83		6.83		6.59		6.73		6.73	
Radical Roots (refundable)	0.15		0.15		0.15		0.15		0.15		0.15	
Student Commons (increasing to \$20.75 beginning in the session in which the Student Commons opens and continuing for a maximum of 25 years; increases up to 10% permitted without referendum - approved fall 2007)	5.00		5.08		5.08				5.00		5.00	
Accident & Prescription Drug Insurance Plan (refundable; increases up to 10% permitted without referendum - current provisions approved spring of 1998)			48.25		48.25				47.85		47.85	
Accident & Prescription Drug Insurance Plan Administration Fee (refundable; increases up to 10% permitted without referendum - current provisions approved spring of 1998)			3.00		3.00				3.16		3.16	
Provincial Sales Tax on Accident & Prescription Drug Insurance Plan (refundable)			3.59		3.59				3.83		3.83	
Dental Plan (refundable; increases up to 10% permitted without referendum - approved spring of 1998)			40.50		40.50				40.32		40.32	
Dental Plan Administration Fee (refundable; increases up to 10% permitted without referendum - current provisions approved spring of 1998)			3.00		3.00				3.16		3.16	
Provincial Sales Tax on Dental Plan (refundable)			3.21		3.21				3.23		3.23	
<b>TOTAL</b>	<b>\$36.69</b>	<b>\$0.00</b>	<b>\$138.67</b>	<b>\$0.00</b>	<b>\$138.67</b>	<b>\$0.00</b>	<b>\$31.21</b>	<b>\$0.00</b>	<b>\$138.24</b>	<b>\$0.00</b>	<b>\$138.24</b>	<b>\$0.00</b>
Change From Previous Year	+17.6%		+0.3%		+0.3%		+2.6%		+1.9%		+1.9%	
	+5.48		+0.43		+0.43		+0.79		+2.56		+2.56	
<b>Students' Administrative Council (operating as the University of Toronto Students' Union, UTSU) - Mississauga</b>												
Society (cost of living increases permitted without referendum - approved spring 1991)	16.02		16.26		16.26		15.69		16.02		16.02	
Women's Centre (refundable)	0.50		0.50		0.50		0.50		0.50		0.50	
UTM Sexual Education Centre (refundable)	1.00		1.00		1.00		1.00		1.00		1.00	
UTM Women's Centre (refundable)	1.00		1.00		1.00		1.00		1.00		1.00	
Downtown Legal Services (refundable)	0.50		0.50		0.50		0.50		0.50		0.50	
Orientation (refundable)	0.50		0.50		0.50		0.50		0.50		0.50	
Blue Sky Solar Racing Car Team (refundable)	0.13		0.13		0.13		0.13		0.13		0.13	
Day Care Subsidy (refundable)	0.50		0.50		0.50		0.50		0.50		0.50	
Wheelchair Accessibility Projects	1.00		1.00		1.00		1.00		1.00		1.00	
Student Refugee Program (cost of living increases permitted without referendum - approved spring 2007)	0.61		0.62		0.62		0.60		0.61		0.61	
Health Initiatives in Developing Countries (refundable)	0.25		0.25		0.25		0.25		0.25		0.25	
Foster Children Program	0.05		0.05		0.05		0.05		0.05		0.05	
U of T Environmental Resource Network (refundable)	0.50		0.50		0.50		0.50		0.50		0.50	
Canadian Federation of Students (CFS) & CFS-Ontario (cost of living increases permitted without referendum - approved fall 2002)	6.73		6.83		6.83		6.59		6.73		6.73	
Radical Roots (refundable)	0.15		0.15		0.15		0.15		0.15		0.15	
Accident & Prescription Drug Insurance Plan (refundable; increases up to 10% permitted without referendum - current provisions approved spring of 1998)			48.25		48.25				47.85		47.85	
Accident & Prescription Drug Insurance Plan Administration Fee (refundable; increases up to 10% permitted without referendum - current provisions approved spring of 1998)			3.00		3.00				3.16		3.16	
Provincial Sales Tax on Accident & Prescription Drug Insurance Plan (refundable)			3.59		3.59				3.83		3.83	
Dental Plan (refundable; increases up to 10% permitted without referendum - approved spring of 1998)			40.50		40.50				40.32		40.32	
Dental Plan Administration Fee (refundable; increases up to 10% permitted without referendum - current provisions approved spring of 1998)			3.00		3.00				3.16		3.16	
Provincial Sales Tax on Dental Plan (refundable)			3.21		3.21				3.23		3.23	
<b>TOTAL</b>	<b>\$29.44</b>	<b>\$0.00</b>	<b>\$131.34</b>	<b>\$0.00</b>	<b>\$131.34</b>	<b>\$0.00</b>	<b>\$28.96</b>	<b>\$0.00</b>	<b>\$130.99</b>	<b>\$0.00</b>	<b>\$130.99</b>	<b>\$0.00</b>
Change From Previous Year	+1.7%		+0.3%		+0.3%		+2.8%		-1.8%		-1.8%	
	+0.48		+0.35		+0.35		+0.79		-2.44		-2.44	

**Compulsory Non-Academic Incidental Fees**

Student Societies	Summer 2009		Fall 2009		Winter 2010		Summer 2008		Fall 2008		Winter 2009	
	Full-time	Part-time	Full-time	Part-time	Full-time	Part-time	Full-time	Part-time	Full-time	Part-time	Full-time	Part-time
<b>Students' Law Society (All Except First Year J.D. Students)</b>												
Society			20.00		20.00				20.00		20.00	
Public Interest Advocacy Summer Employment Program (refundable)			15.00		15.00				15.00		15.00	
<b>TOTAL</b>	<b>\$0.00</b>	<b>\$0.00</b>	<b>\$35.00</b>	<b>\$0.00</b>	<b>\$35.00</b>	<b>\$0.00</b>	<b>\$0.00</b>	<b>\$0.00</b>	<b>\$35.00</b>	<b>\$0.00</b>	<b>\$35.00</b>	<b>\$0.00</b>
Change From Previous Year			+0.0%		+0.0%				+0.0%		+0.0%	
			+0.00		+0.00				+0.00		+0.00	
<b>Students' Law Society (First Year J.D. Students)</b>												
Society			20.00		20.00				20.00		20.00	
Public Interest Advocacy Summer Employment Program (refundable)			15.00		15.00				15.00		15.00	
Orientation			25.00		25.00				25.00		25.00	
<b>TOTAL</b>	<b>\$0.00</b>	<b>\$0.00</b>	<b>\$60.00</b>	<b>\$0.00</b>	<b>\$60.00</b>	<b>\$0.00</b>	<b>\$0.00</b>	<b>\$0.00</b>	<b>\$60.00</b>	<b>\$0.00</b>	<b>\$60.00</b>	<b>\$0.00</b>
Change From Previous Year			+0.0%		+0.0%				+0.0%		+0.0%	
			+0.00		+0.00				+0.00		+0.00	
<b>Student Association of the Transitional Year Program</b>												
Society			15.00		15.00				15.00		15.00	
<b>TOTAL</b>	<b>\$0.00</b>	<b>\$0.00</b>	<b>\$15.00</b>	<b>\$0.00</b>	<b>\$15.00</b>	<b>\$0.00</b>	<b>\$0.00</b>	<b>\$0.00</b>	<b>\$15.00</b>	<b>\$0.00</b>	<b>\$15.00</b>	<b>\$0.00</b>
Change From Previous Year			+0.0%		+0.0%				+0.0%		+0.0%	
			+0.00		+0.00				+0.00		+0.00	
<b>University College Literary &amp; Athletic Society</b>												
Society (cost of living increases permitted without referendum - approved spring 2006)			10.42	3.49	10.42	3.49			10.27	3.44	10.27	3.44
Refugee Sponsorship Program			1.88	1.88	1.88	1.88			1.88	1.88	1.88	1.88
Special Fund (Capital Fund)			0.50	0.50	0.50	0.50			0.50	0.50	0.50	0.50
<i>The Gargoyle</i>			1.50	1.50	1.50	1.50			1.50	1.50	1.50	1.50
Foster Parents Plan			0.00	0.00	0.00	0.00			0.00	0.00	0.00	0.00
U.C. Review			0.88		0.88				0.88		0.88	
Campus Safety			0.00		0.00				0.00		0.00	
Association of College Program Unions - University College (refundable)			0.66		0.66				0.66		0.66	
Contact U.C.			0.50		0.50				0.50		0.50	
Charity Fund			0.13		0.13				0.13		0.13	
U.C. WUSC Committee			0.13	0.13	0.13	0.13			0.13	0.13	0.13	0.13
Student Aid Fund (through 2010-11; no continuation provision)			1.50	1.50	1.50	1.50			1.50	1.50	1.50	1.50
<b>TOTAL</b>	<b>\$0.00</b>	<b>\$0.00</b>	<b>\$18.10</b>	<b>\$9.00</b>	<b>\$18.10</b>	<b>\$9.00</b>	<b>\$0.00</b>	<b>\$0.00</b>	<b>\$17.95</b>	<b>\$8.95</b>	<b>\$17.95</b>	<b>\$8.95</b>
Change From Previous Year			+0.8%	+0.6%	+0.8%	+0.6%			+1.2%	+0.8%	+1.2%	+0.8%
			+0.15	+0.05	+0.15	+0.05			+0.21	+0.07	+0.21	+0.07
<b>U of T Community Radio (CIUT-FM) - St. George</b>												
Society	2.50		3.75		3.75		2.50		2.50		2.50	
<b>TOTAL</b>	<b>\$2.50</b>	<b>\$0.00</b>	<b>\$3.75</b>	<b>\$0.00</b>	<b>\$3.75</b>	<b>\$0.00</b>	<b>\$2.50</b>	<b>\$0.00</b>	<b>\$2.50</b>	<b>\$0.00</b>	<b>\$2.50</b>	<b>\$0.00</b>
Change From Previous Year	+0.0%		+50.0%		+50.0%		+0.0%		+0.0%		+0.0%	
	+0.00		+1.25		+1.25		+0.00		+0.00		+0.00	
<b>U of T Community Radio (CIUT-FM) - Mississauga</b>												
Society	0.50		0.50		0.50		0.50		0.50		0.50	
<b>TOTAL</b>	<b>\$0.50</b>	<b>\$0.00</b>	<b>\$0.50</b>	<b>\$0.00</b>	<b>\$0.50</b>	<b>\$0.00</b>	<b>\$0.50</b>	<b>\$0.00</b>	<b>\$0.50</b>	<b>\$0.00</b>	<b>\$0.50</b>	<b>\$0.00</b>
Change From Previous Year	+0.0%		+0.0%		+0.0%		+0.0%		+0.0%		+0.0%	
	+0.00		+0.00		+0.00		+0.00		+0.00		+0.00	
<b>U of T Community Radio (CIUT-FM) - Scarborough</b>												
Society	0.50		0.50		0.50		0.50		0.50		0.50	
<b>TOTAL</b>	<b>\$0.50</b>	<b>\$0.00</b>	<b>\$0.50</b>	<b>\$0.00</b>	<b>\$0.50</b>	<b>\$0.00</b>	<b>\$0.50</b>	<b>\$0.00</b>	<b>\$0.50</b>	<b>\$0.00</b>	<b>\$0.50</b>	<b>\$0.00</b>
Change From Previous Year	+0.0%		+0.0%		+0.0%		+0.0%		+0.0%		+0.0%	
	+0.00		+0.00		+0.00		+0.00		+0.00		+0.00	
<b>Varsity Publications (<i>The Varsity</i>)</b>												
Society (cost of living increases permitted without referendum - approved spring 2007)	1.25		1.27		1.27		1.25		1.25		1.25	
<b>TOTAL</b>	<b>\$1.25</b>	<b>\$0.00</b>	<b>\$1.27</b>	<b>\$0.00</b>	<b>\$1.27</b>	<b>\$0.00</b>	<b>\$1.25</b>	<b>\$0.00</b>	<b>\$1.25</b>	<b>\$0.00</b>	<b>\$1.25</b>	<b>\$0.00</b>
Change From Previous Year	+0.0%		+1.6%		+1.6%		+98.4%		+0.0%		+0.0%	
	+0.00		+0.02		+0.02		+0.62		+0.00		+0.00	
<b>VIBE - Radio Erindale</b>												
Society	2.00		2.00		2.00		2.00		2.00		2.00	
<b>TOTAL</b>	<b>\$2.00</b>	<b>\$0.00</b>	<b>\$2.00</b>	<b>\$0.00</b>	<b>\$2.00</b>	<b>\$0.00</b>	<b>\$2.00</b>	<b>\$0.00</b>	<b>\$2.00</b>	<b>\$0.00</b>	<b>\$2.00</b>	<b>\$0.00</b>
Change From Previous Year	+0.0%		+0.0%		+0.0%		+0.0%		+0.0%		+0.0%	
	+0.00		+0.00		+0.00		+0.00		+0.00		+0.00	

**Compulsory Non-Academic Incidental Fees**

Student Societies	Summer 2009		Fall 2009		Winter 2010		Summer 2008		Fall 2008		Winter 2009	
	Full-time	Part-time	Full-time	Part-time	Full-time	Part-time	Full-time	Part-time	Full-time	Part-time	Full-time	Part-time
<b>Woodsworth College Students' Association</b>												
Society	15.00	15.00	7.50	7.50	7.50	7.50	15.00	15.00	7.50	7.50	7.50	7.50
<b>TOTAL</b>	<b>\$15.00</b>	<b>\$15.00</b>	<b>\$7.50</b>	<b>\$7.50</b>	<b>\$7.50</b>	<b>\$7.50</b>	<b>\$15.00</b>	<b>\$15.00</b>	<b>\$7.50</b>	<b>\$7.50</b>	<b>\$7.50</b>	<b>\$7.50</b>
Change From Previous Year	+0.0%	+0.0%	+0.0%	+0.0%	+0.0%	+0.0%	+0.0%	+0.0%	+0.0%	+0.0%	+0.0%	+0.0%
	+0.00	+0.00	+0.00	+0.00	+0.00	+0.00	+0.00	+0.00	+0.00	+0.00	+0.00	+0.00

**Notes:**

- Beginning in fall 2008, the GSU elected to suspend collection of the designated portion of the fee for The Peer Review. The GSU requested termination of the fee for The Peer Review in the spring of 2009.
- Applied Science & Engineering (APSC) students engaged in the Professional Experience Year (PEY) program are charged the part-time student fee.
- The Information Studies Student Council/Doctoral Students Association fee is not charged to Museum Studies students.

Residence Councils	Summer 2009		Fall 2009		Winter 2010		Summer 2008		Fall 2008		Winter 2009	
<b>89 Chestnut Residence Council</b>												
Society (cost of living increases permitted without referendum - approved spring 2004)				9.17		9.17				9.17		9.17
<b>TOTAL</b>		<b>\$0.00</b>		<b>\$9.17</b>		<b>\$9.17</b>		<b>\$0.00</b>		<b>\$9.17</b>		<b>\$9.17</b>
Change From Previous Year				+0.0%		+0.0%				+0.0%		+0.0%
				+0.00		+0.00				+0.00		+0.00
<b>Innis Residence Council</b>												
Society				20.00		20.00				20.00		20.00
<b>TOTAL</b>		<b>\$0.00</b>		<b>\$20.00</b>		<b>\$20.00</b>		<b>\$0.00</b>		<b>\$20.00</b>		<b>\$20.00</b>
Change From Previous Year				+0.0%		+0.0%				+0.0%		+0.0%
				+0.00		+0.00				+0.00		+0.00
<b>Graduate House Council</b>												
Society (annual fee is pro-rated by term of residency)		11.68		11.68		11.68		11.68		11.68		11.68
<b>TOTAL</b>		<b>\$11.68</b>		<b>\$11.68</b>		<b>\$11.68</b>		<b>\$11.68</b>		<b>\$11.68</b>		<b>\$11.68</b>
Change From Previous Year		+0.0%		+0.0%		+0.0%		+0.0%		+0.0%		+0.0%
		+0.00		+0.00		+0.00		+0.00		+0.00		+0.00
<b>U of T at Mississauga Residence Council</b>												
Society				10.00		10.00				10.00		10.00
<b>TOTAL</b>		<b>\$0.00</b>		<b>\$10.00</b>		<b>\$10.00</b>		<b>\$0.00</b>		<b>\$10.00</b>		<b>\$10.00</b>
Change From Previous Year				+0.0%		+0.0%				+0.0%		+0.0%
				+0.00		+0.00				+0.00		+0.00
<b>New College Residence Council</b>												
Society				10.00		10.00				10.00		10.00
<b>TOTAL</b>		<b>\$0.00</b>		<b>\$10.00</b>		<b>\$10.00</b>		<b>\$0.00</b>		<b>\$10.00</b>		<b>\$10.00</b>
Change From Previous Year				+0.0%		+0.0%				+0.0%		+0.0%
				+0.00		+0.00				+0.00		+0.00
<b>U of T at Scarborough Student Residence Council</b>												
Society				15.00		15.00				15.00		15.00
<b>TOTAL</b>		<b>\$0.00</b>		<b>\$15.00</b>		<b>\$15.00</b>		<b>\$0.00</b>		<b>\$15.00</b>		<b>\$15.00</b>
Change From Previous Year				+0.0%		+0.0%				+0.0%		+0.0%
				+0.00		+0.00				+0.00		+0.00
<b>University College Residence Council</b>												
Society				7.50		7.50				7.50		7.50
<b>TOTAL</b>		<b>\$0.00</b>		<b>\$7.50</b>		<b>\$7.50</b>		<b>\$0.00</b>		<b>\$7.50</b>		<b>\$7.50</b>
Change From Previous Year				+0.0%		+0.0%				+0.0%		+0.0%
				+0.00		+0.00				+0.00		+0.00
<b>Woodsworth College Residence Council</b>												
Society				10.00		10.00				10.00		10.00
<b>TOTAL</b>		<b>\$0.00</b>		<b>\$10.00</b>		<b>\$10.00</b>		<b>\$0.00</b>		<b>\$10.00</b>		<b>\$10.00</b>
Change From Previous Year				+0.0%		+0.0%				+0.0%		+0.0%
				+0.00		+0.00				+0.00		+0.00

**Compulsory Non-Academic Incidental Fees**

**Schedule 2: Campus Services Fees**

Campus Services Fees	Summer 2009		Fall 2009		Winter 2010		Summer 2008		Fall 2008		Winter 2009	
	Full-time	Part-time	Full-time	Part-time	Full-time	Part-time	Full-time	Part-time	Full-time	Part-time	Full-time	Part-time
<b>St. George Campus</b>												
Athletics & Recreation	132.79	26.56	132.79	26.56	132.79	26.56	125.81	25.16	125.81	25.16	125.81	25.16
Hart House	66.76	13.35	66.76	13.35	66.76	13.35	66.30	13.26	66.30	13.26	66.30	13.26
Student Life Programs and Services	108.06	21.61	108.06	21.61	108.06	21.61	102.91	20.58	102.91	20.58	102.91	20.58
<b>TOTAL</b>	<b>\$307.61</b>	<b>\$61.52</b>	<b>\$307.61</b>	<b>\$61.52</b>	<b>\$307.61</b>	<b>\$61.52</b>	<b>\$295.02</b>	<b>\$59.00</b>	<b>\$295.02</b>	<b>\$59.00</b>	<b>\$295.02</b>	<b>\$59.00</b>
Change From Previous Year	+4.3%	+4.3%	+4.3%	+4.3%	+4.3%	+4.3%	+2.2%	+2.2%	+2.2%	+2.2%	+2.2%	+2.2%
	+12.59	+2.52	+12.59	+2.52	+12.59	+2.52	+6.41	+1.28	+6.41	+1.28	+6.41	+1.28
<b>University of Toronto Mississauga - Undergraduate Students</b>												
Physical Education and Athletics	160.21	32.04	160.21	32.04	160.21	32.04	155.54	31.11	155.54	31.11	155.54	31.11
Athletics & Recreation	15.40	3.08	15.40	3.08	15.40	3.08	14.63	2.93	14.63	2.93	14.63	2.93
Hart House	2.05	0.42	2.05	0.42	2.05	0.42	2.04	0.42	2.04	0.42	2.04	0.42
Health Service Fee	26.11	5.22	26.11	5.22	26.11	5.22	24.16	4.83	24.16	4.83	24.16	4.83
Student Services Fee	118.28	23.66	118.28	23.66	118.28	23.66	117.31	23.46	117.31	23.46	117.31	23.46
<b>TOTAL</b>	<b>\$322.05</b>	<b>\$64.42</b>	<b>\$322.05</b>	<b>\$64.42</b>	<b>\$322.05</b>	<b>\$64.42</b>	<b>\$313.68</b>	<b>\$62.75</b>	<b>\$313.68</b>	<b>\$62.75</b>	<b>\$313.68</b>	<b>\$62.75</b>
Change From Previous Year	+2.7%	+2.7%	+2.7%	+2.7%	+2.7%	+2.7%	+8.0%	+8.0%	+8.0%	+8.0%	+8.0%	+8.0%
	+8.37	+1.67	+8.37	+1.67	+8.37	+1.67	+23.14	+4.64	+23.14	+4.64	+23.14	+4.64
<b>University of Toronto Mississauga - Graduate Students</b>												
Physical Education and Athletics	160.21	32.04	160.21	32.04	160.21	32.04	155.54	31.11	155.54	31.11	155.54	31.11
Athletics & Recreation	15.40	3.08	15.40	3.08	15.40	3.08	14.63	2.93	14.63	2.93	14.63	2.93
Hart House	2.05	0.42	2.05	0.42	2.05	0.42	2.04	0.42	2.04	0.42	2.04	0.42
Health Service Fee	26.11	5.22	26.11	5.22	26.11	5.22	24.16	4.83	24.16	4.83	24.16	4.83
Student Services Fee	103.78	20.76	103.78	20.76	103.78	20.76	103.81	20.76	103.81	20.76	103.81	20.76
Summer Shuttle Services	0.00	0.00	3.87	0.77	3.87	0.77	0.00	0.00	3.87	0.77	3.87	0.77
Mississauga Transit U-Pass (See Note 1)	0.00	0.00	48.60	0.00	48.60	0.00	0.00	0.00	44.50	0.00	44.50	0.00
<b>TOTAL</b>	<b>\$307.55</b>	<b>\$61.52</b>	<b>\$360.02</b>	<b>\$62.29</b>	<b>\$360.02</b>	<b>\$62.29</b>	<b>\$300.18</b>	<b>\$60.05</b>	<b>\$348.55</b>	<b>\$60.82</b>	<b>\$348.55</b>	<b>\$60.82</b>
Change From Previous Year	+2.5%	+2.4%	+3.3%	+2.4%	+3.3%	+2.4%	+3.3%	+3.3%	+2.9%	+3.3%	+2.9%	+3.3%
	+7.37	+1.47	+11.47	+1.47	+11.47	+1.47	+9.64	+1.94	+9.66	+1.94	+9.66	+1.94
<b>University of Toronto Scarborough</b>												
Physical Education & Athletics (UTSC)	97.69	19.54	97.69	19.54	97.69	19.54	93.03	18.61	93.03	18.61	93.03	18.61
Athletics & Recreation	15.40	3.08	15.40	3.08	15.40	3.08	14.63	2.93	14.63	2.93	14.63	2.93
Hart House	2.05	0.42	2.05	0.42	2.05	0.42	2.04	0.42	2.04	0.42	2.04	0.42
Health & Wellness Fee	44.91	8.98	44.91	8.98	44.91	8.98	42.77	8.55	42.77	8.55	42.77	8.55
Student Services Fee	135.76	27.15	135.76	27.15	135.76	27.15	125.21	25.04	125.21	25.04	125.21	25.04
<b>TOTAL</b>	<b>\$295.81</b>	<b>\$59.17</b>	<b>\$295.81</b>	<b>\$59.17</b>	<b>\$295.81</b>	<b>\$59.17</b>	<b>\$277.68</b>	<b>\$55.55</b>	<b>\$277.68</b>	<b>\$55.55</b>	<b>\$277.68</b>	<b>\$55.55</b>
Change From Previous Year	+6.5%	+6.5%	+6.5%	+6.5%	+6.5%	+6.5%	+1.0%	+1.0%	+1.0%	+1.0%	+1.0%	+1.0%
	+18.13	+3.62	+18.13	+3.62	+18.13	+3.62	+2.74	+0.56	+2.74	+0.56	+2.74	+0.56
<b>St. George Campus Divisional Services Fees</b>												
<b>Innis College</b>												
Innis College Student Services Fee	<b>\$7.50</b>	<b>\$2.25</b>	<b>\$7.50</b>	<b>\$2.25</b>	<b>\$7.50</b>	<b>\$2.25</b>	<b>\$7.50</b>	<b>\$2.25</b>	<b>\$7.50</b>	<b>\$2.25</b>	<b>\$7.50</b>	<b>\$2.25</b>
Change From Previous Year	+0.0%	+0.0%	+0.0%	+0.0%	+0.0%	+0.0%	+0.0%	+0.0%	+0.0%	+0.0%	+0.0%	+0.0%
	+0.00	+0.00	+0.00	+0.00	+0.00	+0.00	+0.00	+0.00	+0.00	+0.00	+0.00	+0.00

**Notes**

1 The Mississauga Transit U-Pass fee is not charged to MPPA students.

**Compulsory Non-Academic Incidental Fees**

**Schedule 3: Federated Colleges Student Society Fees**

Student Societies (Federated Colleges)	Summer 2009		Fall 2009		Winter 2010		Summer 2008		Fall 2008		Winter 2009	
	Full-time	Part-time	Full-time	Part-time	Full-time	Part-time	Full-time	Part-time	Full-time	Part-time	Full-time	Part-time
<b>St. Michael's College Student Union</b>												
Society	-	-	14.00	10.50	14.00	10.50	-	-	14.00	10.50	14.00	10.50
<b>TOTAL</b>	<b>\$0.00</b>	<b>\$0.00</b>	<b>\$14.00</b>	<b>\$10.50</b>	<b>\$14.00</b>	<b>\$10.50</b>	<b>\$0.00</b>	<b>\$0.00</b>	<b>\$14.00</b>	<b>\$10.50</b>	<b>\$14.00</b>	<b>\$10.50</b>
Change From Previous Year			+0.0%	+0.0%	+0.0%	+0.0%			+0.0%	+0.0%	+0.0%	+0.0%
			+0.00	+0.00	+0.00	+0.00			+0.00	+0.00	+0.00	+0.00
<b>The Mike</b>												
Society	-	-	2.60	1.50	2.60	1.50	-	-	2.60	1.50	2.60	1.50
<b>TOTAL</b>	<b>\$0.00</b>	<b>\$0.00</b>	<b>\$2.60</b>	<b>\$1.50</b>	<b>\$2.60</b>	<b>\$1.50</b>	<b>\$0.00</b>	<b>\$0.00</b>	<b>\$2.60</b>	<b>\$1.50</b>	<b>\$2.60</b>	<b>\$1.50</b>
Change From Previous Year			+0.0%	+0.0%	+0.0%	+0.0%			+0.0%	+0.0%	+0.0%	+0.0%
			+0.00	+0.00	+0.00	+0.00			+0.00	+0.00	+0.00	+0.00
<b>Trinity College Meetings</b>												
Athletic Association	-	-	3.15	3.15	3.15	3.15	-	-	3.50	3.50	3.50	3.50
Backfield Maintenance	-	-	0.75	0.75	0.75	0.75	-	-	0.75	0.75	0.75	0.75
Trinity College Meeting	-	-	6.25	6.25	6.25	6.25	-	-	6.25	6.25	6.25	6.25
Dramatic Society	-	-	3.38	3.38	3.37	3.37	-	-	2.75	2.75	2.75	2.75
Literary Institute	-	-	3.87	3.87	3.88	3.88	-	-	3.87	3.87	3.88	3.88
Non-Resident Affairs Committee	-	-	2.50	2.50	2.50	2.50	-	-	2.50	2.50	2.50	2.50
Sponsored Refugee Scholarship	-	-	3.00	3.00	3.00	3.00	-	-	3.00	3.00	3.00	3.00
Salterae	-	-	3.50	3.50	3.50	3.50	-	-	3.50	3.50	3.50	3.50
Yearbook	-	-	5.00	5.00	5.00	5.00	-	-	6.75	6.75	6.75	6.75
Year Fee	-	-	0.63	0.63	0.62	0.62	-	-	1.25	1.25	1.25	1.25
Heads Tuition Levy	-	-	2.50	2.50	2.50	2.50	-	-	2.00	2.00	2.00	2.00
Capital Campaign	-	-	5.00	5.00	5.00	5.00	-	-	5.00	5.00	5.00	5.00
Volunteer Society	-	-	0.37	0.37	0.38	0.38	-	-	0.50	0.50	0.50	0.50
Trinity Review	-	-	1.50	1.50	1.50	1.50	-	-	2.25	2.25	2.25	2.25
Outreach	-	-	2.00	2.00	2.00	2.00	-	-	2.50	2.50	2.50	2.50
<b>TOTAL</b>	<b>\$0.00</b>	<b>\$0.00</b>	<b>\$43.40</b>	<b>\$43.40</b>	<b>\$43.40</b>	<b>\$43.40</b>	<b>\$0.00</b>	<b>\$0.00</b>	<b>\$46.37</b>	<b>\$46.37</b>	<b>\$46.38</b>	<b>\$46.38</b>
Change From Previous Year			-6.4%	-6.4%	-6.4%	-6.4%			+1.0%	+1.0%	+1.0%	+1.0%
			-2.97	-2.97	-2.98	-2.98			+0.45	+0.45	+0.45	+0.45
<b>Victoria University Students' Administrative Council</b>												
VUSAC and Club Funding	-	-	10.12	5.66	10.13	5.66	-	-	10.12	5.66	10.13	5.66
Victoria College Athletics Society	-	-	3.00	1.66	3.00	1.67	-	-	3.00	1.66	3.00	1.67
The Strand	-	-	2.75	0.60	2.75	0.60	-	-	2.75	0.60	2.75	0.60
The Cat's Eye Pub	-	-	2.00	1.00	2.00	1.00	-	-	2.00	1.00	2.00	1.00
Yearbook	-	-	0.87	0.50	0.88	0.50	-	-	0.87	0.50	0.88	0.50
Refugee Sponsorship Program	-	-	1.75	1.75	1.75	1.75	-	-	1.75	1.75	1.75	1.75
Acta Victoriana Literary Journal	-	-	1.38	0.75	1.37	0.75	-	-	1.38	0.75	1.37	0.75
Special Projects Levy	-	-	0.00	0.00	0.00	0.00	-	-	5.00	5.00	5.00	5.00
Victoria College Drama Society	-	-	1.50	0.75	1.50	0.75	-	-	1.50	0.75	1.50	0.75
Caffiends	-	-	0.13	0.13	0.12	0.12	-	-				
<b>TOTAL</b>	<b>\$0.00</b>	<b>\$0.00</b>	<b>\$23.50</b>	<b>\$12.80</b>	<b>\$23.50</b>	<b>\$12.80</b>	<b>\$0.00</b>	<b>\$0.00</b>	<b>\$28.37</b>	<b>\$17.67</b>	<b>\$28.38</b>	<b>\$17.68</b>
Change From Previous Year			-17.2%	-27.6%	-17.2%	-27.6%			+0.0%	+0.0%	+0.0%	+0.0%
pt 12.80 / ft 23.50			-4.87	-4.87	-4.88	-4.88			+0.00	+0.00	+0.00	+0.00

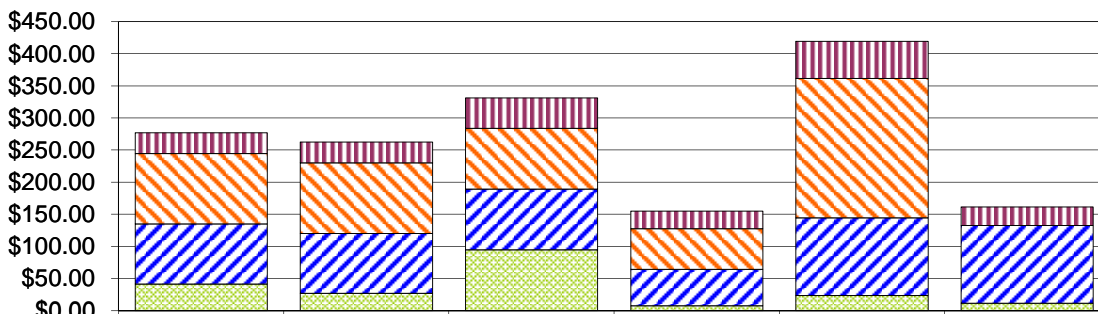
Compulsory Non-Academic Incidental Fees

Schedule 4: Federated Colleges Services Fees

Campus Services Fees (Federated Colleges)	Summer 2009		Fall 2009		Winter 2010		Summer 2008		Fall 2008		Winter 2009	
	Full-time	Part-time	Full-time	Part-time	Full-time	Part-time	Full-time	Part-time	Full-time	Part-time	Full-time	Part-time
<b>St. Michael's College</b>												
College Fee	-	-	97.50	48.75	97.50	48.75	-	-	97.50	48.75	97.50	48.75
Campaign Fund	-	-	15.00	15.00	15.00	15.00	-	-	15.00	15.00	15.00	15.00
<b>TOTAL</b>	<b>\$0.00</b>	<b>\$0.00</b>	<b>\$112.50</b>	<b>\$63.75</b>	<b>\$112.50</b>	<b>\$63.75</b>	<b>\$0.00</b>	<b>\$0.00</b>	<b>\$112.50</b>	<b>\$63.75</b>	<b>\$112.50</b>	<b>\$63.75</b>
Change From Previous Year			+0.0%	+0.0%	+0.0%	+0.0%			+0.0%	+0.0%	+0.0%	+0.0%
			+0.00	+0.00	+0.00	+0.00			+0.00	+0.00	+0.00	+0.00
<b>Trinity College</b>												
Trinity College Fee	-	-	136.50	68.25	136.50	68.25	-	-	134.50	67.25	134.50	67.25
<b>TOTAL</b>	<b>\$0.00</b>	<b>\$0.00</b>	<b>\$136.50</b>	<b>\$68.25</b>	<b>\$136.50</b>	<b>\$68.25</b>	<b>\$0.00</b>	<b>\$0.00</b>	<b>\$134.50</b>	<b>\$67.25</b>	<b>\$134.50</b>	<b>\$67.25</b>
Change From Previous Year			+1.5%	+1.5%	+1.5%	+1.5%			+1.5%	+1.5%	+1.5%	+1.5%
			+2.00	+1.00	+2.00	+1.00			+2.00	+1.00	+2.00	+1.00
<b>Victoria College (all students except first year students)</b>												
Student Services Fee	-	-	45.00	22.50	45.00	22.50	-	-	45.00	22.50	45.00	22.50
Student Centre	-	-	50.00	25.00	50.00	25.00						
<b>TOTAL</b>	<b>\$0.00</b>	<b>\$0.00</b>	<b>\$95.00</b>	<b>\$47.50</b>	<b>\$95.00</b>	<b>\$47.50</b>	<b>\$0.00</b>	<b>\$0.00</b>	<b>\$45.00</b>	<b>\$22.50</b>	<b>\$45.00</b>	<b>\$22.50</b>
Change From Previous Year			+111.1%	+111.1%	+111.1%	+111.1%			+0.0%	+0.0%	+0.0%	+0.0%
			+50.00	+25.00	+50.00	+25.00			+0.00	+0.00	+0.00	+0.00
<b>Victoria College (first year students)</b>												
Orientation Fee			50.00	-	50.00	-			50.00	-	50.00	-
Student Services Fee	-	-	45.00	22.50	45.00	22.50	-	-	45.00	22.50	45.00	22.50
<b>TOTAL</b>	<b>\$0.00</b>	<b>\$0.00</b>	<b>\$95.00</b>	<b>\$22.50</b>	<b>\$95.00</b>	<b>\$22.50</b>	<b>\$0.00</b>	<b>\$0.00</b>	<b>\$95.00</b>	<b>\$22.50</b>	<b>\$95.00</b>	<b>\$22.50</b>
Change From Previous Year			+0.0%	+0.0%	+0.0%	+0.0%			+0.0%	+50.0%	+0.0%	+50.0%
			+0.00	+0.00	+0.00	+0.00			+0.00	+7.50	+0.00	+7.50

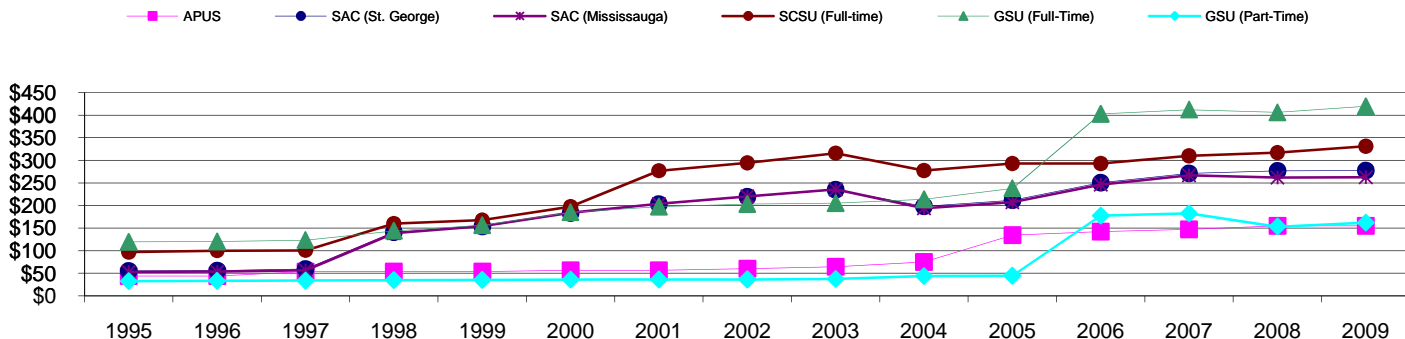
Compulsory Non-Academic Incidental Fees

Student Government (SAC, APUS, GSU and SCSU) Fees (Fall + Winter)



	SAC - St. George	SAC - Mississauga	SCSU - Full-time	APUS	GSU - Full-time	GSU - Part-time
■ Society Portion	\$32.52	\$32.52	\$47.26	\$27.30	\$57.90	\$28.96
▨ Health Plan	\$109.68	\$109.68	\$94.22	\$63.36	\$216.90	\$0.00
▩ Dental Plan	\$93.42	\$93.42	\$94.52	\$56.55	\$121.00	\$121.00
▤ Other Portions (levies, groups, etc.)	\$41.72	\$27.06	\$95.12	\$7.86	\$23.64	\$11.82

Changes in SAC, APUS, GSU and SCSU Fees (Fall + Winter)  
 Note: The SCSU (Full-time) amounts include the SAC (Scarborough) fee prior to Fall 2004.



Full-time Divisional Student Society Fees (Fall + Winter)

