



University of Toronto

***Compulsory
Non-Academic
Incidental Fees
2007-08***

January 21, 2008

Compulsory Non-Academic Incidental Fees

Fees for divisional student societies and other divisional fees are listed in a white background.

Fees for central and cross-divisional student societies are listed in a light shaded background.

Fees for University operated services are listed in a dark shaded background.

ARTS AND SCIENCE DIVISIONS

Innis College	Summer 2007		Fall 2007		Winter 2008		Summer 2006		Fall 2006		Winter 2007	
	Full-time	Part-time	Full-time	Part-time	Full-time	Part-time	Full-time	Part-time	Full-time	Part-time	Full-time	Part-time
Innis College Student Society	0.00	0.00	22.21	22.21	22.21	22.21	0.00	0.00	22.21	22.21	22.21	22.21
Innis College Student Services Fee	7.50	2.25	7.50	2.25	7.50	2.25	7.50	2.25	7.50	2.25	7.50	2.25
Students' Administrative Council	30.42	-	135.68	-	135.68	-	30.05	-	125.40	-	125.40	-
Association of Part-time Undergraduate Students	-	17.92	-	73.71	-	73.71	-	17.85	-	71.05	-	71.05
Arts & Science Students' Union	7.50	-	7.50	-	7.50	-	7.50	-	7.50	-	7.50	-
U of T Community Radio	2.50	-	2.50	-	2.50	-	2.50	-	2.50	-	2.50	-
The Varsity	0.63	-	1.25	-	1.25	-	0.63	-	0.63	-	0.63	-
Athletics & Recreation	123.52	24.70	123.52	24.70	123.52	24.70	104.91	20.98	104.91	20.98	104.91	20.98
Hart House	65.00	13.00	65.00	13.00	65.00	13.00	63.67	12.73	63.67	12.73	63.67	12.73
Health Service	18.08	3.62	18.08	3.62	18.08	3.62	17.73	3.55	17.73	3.55	17.73	3.55
Student Services	57.70	11.54	57.70	11.54	57.70	11.54	56.29	11.26	56.29	11.26	56.29	11.26
Student Affairs	24.31	4.86	24.31	4.86	24.31	4.86	23.84	4.77	23.84	4.77	23.84	4.77
Total	337.16	77.89	465.25	155.89	465.25	155.89	314.62	73.39	432.18	148.80	432.18	148.80
Change From Previous Year	+7.2%	+6.1%	+7.7%	+4.8%	+7.7%	+4.8%	+5.7%	+8.7%	+8.1%	+4.1%	+8.1%	+4.1%
Fall + Winter:							Full-time	930.50	Fall + Winter:		Full-time	864.36
							Part-time	311.78			Part-time	297.60

New College	Summer 2007		Fall 2007		Winter 2008		Summer 2006		Fall 2006		Winter 2007	
	Full-time	Part-time	Full-time	Part-time	Full-time	Part-time	Full-time	Part-time	Full-time	Part-time	Full-time	Part-time
New College Student Council	0.00	0.00	27.00	12.00	27.00	12.00	0.00	0.00	27.00	12.00	27.00	12.00
Students' Administrative Council	30.42	-	135.68	-	135.68	-	30.05	-	125.40	-	125.40	-
Association of Part-time Undergraduate Students	-	17.92	-	73.71	-	73.71	-	17.85	-	71.05	-	71.05
Arts & Science Students' Union	7.50	-	7.50	-	7.50	-	7.50	-	7.50	-	7.50	-
U of T Community Radio	2.50	-	2.50	-	2.50	-	2.50	-	2.50	-	2.50	-
The Varsity	0.63	-	1.25	-	1.25	-	0.63	-	0.63	-	0.63	-
Athletics & Recreation	123.52	24.70	123.52	24.70	123.52	24.70	104.91	20.98	104.91	20.98	104.91	20.98
Hart House	65.00	13.00	65.00	13.00	65.00	13.00	63.67	12.73	63.67	12.73	63.67	12.73
Health Service	18.08	3.62	18.08	3.62	18.08	3.62	17.73	3.55	17.73	3.55	17.73	3.55
Student Services	57.70	11.54	57.70	11.54	57.70	11.54	56.29	11.26	56.29	11.26	56.29	11.26
Student Affairs	24.31	4.86	24.31	4.86	24.31	4.86	23.84	4.77	23.84	4.77	23.84	4.77
Total	329.66	75.64	462.54	143.43	462.54	143.43	307.12	71.14	429.47	136.34	429.47	136.34
Change From Previous Year	+7.3%	+6.3%	+7.7%	+5.2%	+7.7%	+5.2%	+5.9%	+9.0%	+8.1%	+4.5%	+8.1%	+4.5%
Fall + Winter:							Full-time	925.08	Fall + Winter:		Full-time	858.94
							Part-time	286.86			Part-time	272.68

University College	Summer 2007		Fall 2007		Winter 2008		Summer 2006		Fall 2006		Winter 2007	
	Full-time	Part-time	Full-time	Part-time	Full-time	Part-time	Full-time	Part-time	Full-time	Part-time	Full-time	Part-time
University College Literary & Athletic Society	0.00	0.00	17.74	8.88	17.74	8.88	0.00	0.00	17.63	8.84	17.63	8.84
Students' Administrative Council	30.42	-	135.68	-	135.68	-	30.05	-	125.40	-	125.40	-
Association of Part-time Undergraduate Students	-	17.92	-	73.71	-	73.71	-	17.85	-	71.05	-	71.05
Arts & Science Students' Union	7.50	-	7.50	-	7.50	-	7.50	-	7.50	-	7.50	-
U of T Community Radio	2.50	-	2.50	-	2.50	-	2.50	-	2.50	-	2.50	-
The Varsity	0.63	-	1.25	-	1.25	-	0.63	-	0.63	-	0.63	-
Athletics & Recreation	123.52	24.70	123.52	24.70	123.52	24.70	104.91	20.98	104.91	20.98	104.91	20.98
Hart House	65.00	13.00	65.00	13.00	65.00	13.00	63.67	12.73	63.67	12.73	63.67	12.73
Health Service	18.08	3.62	18.08	3.62	18.08	3.62	17.73	3.55	17.73	3.55	17.73	3.55
Student Services	57.70	11.54	57.70	11.54	57.70	11.54	56.29	11.26	56.29	11.26	56.29	11.26
Student Affairs	24.31	4.86	24.31	4.86	24.31	4.86	23.84	4.77	23.84	4.77	23.84	4.77
Total	329.66	75.64	453.28	140.31	453.28	140.31	307.12	71.14	420.10	133.18	420.10	133.18
Change From Previous Year	+7.3%	+6.3%	+7.9%	+5.4%	+7.9%	+5.4%	+5.9%	+9.0%	+8.6%	+5.9%	+8.6%	+5.9%
Fall + Winter:							Full-time	906.56	Fall + Winter:		Full-time	840.20
							Part-time	280.62			Part-time	266.36

Woodsworth College	Summer 2007		Fall 2007		Winter 2008		Summer 2006		Fall 2006		Winter 2007	
	Full-time	Part-time	Full-time	Part-time	Full-time	Part-time	Full-time	Part-time	Full-time	Part-time	Full-time	Part-time
Woodsworth College Students' Association	15.00	15.00	7.50	7.50	7.50	7.50	15.00	15.00	7.50	7.50	7.50	7.50
Students' Administrative Council	30.42	-	135.68	-	135.68	-	30.05	-	125.40	-	125.40	-
Association of Part-time Undergraduate Students	-	17.92	-	73.71	-	73.71	-	17.85	-	71.05	-	71.05
Arts & Science Students' Union	7.50	-	7.50	-	7.50	-	7.50	-	7.50	-	7.50	-
U of T Community Radio	2.50	-	2.50	-	2.50	-	2.50	-	2.50	-	2.50	-
The Varsity	0.63	-	1.25	-	1.25	-	0.63	-	0.63	-	0.63	-
Athletics & Recreation	123.52	24.70	123.52	24.70	123.52	24.70	104.91	20.98	104.91	20.98	104.91	20.98
Hart House	65.00	13.00	65.00	13.00	65.00	13.00	63.67	12.73	63.67	12.73	63.67	12.73
Health Service	18.08	3.62	18.08	3.62	18.08	3.62	17.73	3.55	17.73	3.55	17.73	3.55
Student Services	57.70	11.54	57.70	11.54	57.70	11.54	56.29	11.26	56.29	11.26	56.29	11.26
Student Affairs	24.31	4.86	24.31	4.86	24.31	4.86	23.84	4.77	23.84	4.77	23.84	4.77
Total	344.66	90.64	443.04	138.93	443.04	138.93	322.12	86.14	409.97	131.84	409.97	131.84
Change From Previous Year	+7.0%	+5.2%	+8.1%	+5.4%	+8.1%	+5.4%	+5.6%	+7.3%	+8.5%	+4.7%	+8.5%	+4.7%
Fall + Winter:							Full-time	886.08	Fall + Winter:		Full-time	819.94
							Part-time	277.86			Part-time	263.68

Compulsory Non-Academic Incidental Fees

ARTS AND SCIENCE DIVISIONS (continued)

University of Toronto Mississauga	Summer 2007		Fall 2007		Winter 2008		Summer 2006		Fall 2006		Winter 2007			
	Full-time	Part-time	Full-time	Part-time	Full-time	Part-time	Full-time	Part-time	Full-time	Part-time	Full-time	Part-time		
Erindale College Student Union	42.84	0.00	88.36	0.00	88.36	0.00	43.33	0.00	42.84	0.00	42.84	0.00		
The Medium	0.00	0.00	3.63	1.21	3.63	1.21	0.00	0.00	3.63	1.21	3.63	1.21		
U of T at Mississauga Athletics Council	2.77	2.77	4.30	1.39	4.30	1.39	2.77	2.77	4.30	1.39	4.30	1.39		
Erindale Part-time Undergraduate Students	0.00	17.60	0.00	8.80	0.00	8.80	0.00	17.60	0.00	8.80	0.00	8.80		
VIBE - Radio Erindale	2.00	0.00	2.00	0.00	2.00	0.00	2.00	0.00	2.00	0.00	2.00	0.00		
Students' Administrative Council	28.17	-	133.43	-	133.43	-	27.80	-	123.15	-	123.15	-		
Association of Part-time Undergraduate Students	-	17.92	-	73.71	-	73.71	-	17.85	-	71.05	-	71.05		
U of T Community Radio	0.50	-	0.50	-	0.50	-	0.50	-	0.50	-	0.50	-		
The Varsity	0.63	-	1.25	-	1.25	-	0.63	-	0.63	-	0.63	-		
Centre for Physical Education	71.83	14.36	71.83	14.36	71.83	14.36	69.40	13.88	69.40	13.88	69.40	13.88		
Athletics Building Levy	79.18	15.84	79.18	15.84	79.18	15.84	13.66	2.73	76.50	15.30	76.50	15.30		
Athletics & Recreation	14.34	2.87	14.34	2.87	14.34	2.87	12.58	2.63	12.58	2.63	12.58	2.63		
Hart House	2.00	0.41	2.00	0.41	2.00	0.41	1.95	0.40	1.95	0.40	1.95	0.40		
Health Service	19.72	3.94	19.72	3.94	19.72	3.94	18.69	3.74	18.69	3.74	18.69	3.74		
Student Services	103.47	20.69	103.47	20.69	103.47	20.69	102.20	20.44	102.20	20.44	102.20	20.44		
Total	367.45	96.40	524.01	143.22	524.01	143.22	295.51	82.04	458.37	138.84	458.37	138.84		
Change From Previous Year	+24.3%	+17.5%	+14.3%	+3.2%	+14.3%	+3.2%	+3.3%	+6.3%	+23.4%	+14.3%	+23.4%	+14.3%		
							Fall + Winter:	Full-time	1,048.02			Fall + Winter:	Full-time	916.74
								Part-time	286.44				Part-time	277.68

University of Toronto Scarborough	Summer 2007		Fall 2007		Winter 2008		Summer 2006		Fall 2006		Winter 2007			
	Full-time	Part-time	Full-time	Part-time	Full-time	Part-time	Full-time	Part-time	Full-time	Part-time	Full-time	Part-time		
Scarborough Campus Students' Council	67.73	11.35	155.01	11.57	155.01	11.57	66.46	11.12	146.51	11.45	146.51	11.45		
Scarborough Campus Students' Press (The Underground)	0.00	0.00	3.50	0.00	3.50	0.00	0.00	0.00	3.50	0.00	3.50	0.00		
Scarborough College Athletic Association	0.00	0.00	3.50	0.00	3.50	0.00	0.00	0.00	3.50	0.00	3.50	0.00		
Scarborough Campus Community Radio (CSCR)	0.00	0.00	3.50	0.00	3.50	0.00	0.00	0.00	2.00	0.00	2.00	0.00		
Students' Administrative Council	0.00	-	-	-	-	-	0.00	-	-	-	-	-		
Association of Part-time Undergraduate Students	-	17.92	-	73.71	-	73.71	-	17.85	-	71.05	-	71.05		
U of T Community Radio	0.50	-	0.50	-	0.50	-	0.50	-	0.50	-	0.50	-		
The Varsity	0.63	-	1.25	-	1.25	-	0.63	-	0.63	-	0.63	-		
Scarborough College Athletic Fee	90.31	18.06	90.31	18.06	90.31	18.06	86.84	17.37	86.84	17.37	86.84	17.37		
Athletics & Recreation	14.34	2.87	14.34	2.87	14.34	2.87	12.58	2.63	12.58	2.63	12.58	2.63		
Hart House	2.00	0.41	2.00	0.41	2.00	0.41	1.95	0.40	1.95	0.40	1.95	0.40		
Health Service	41.52	8.30	41.52	8.30	41.52	8.30	40.31	8.06	40.31	8.06	40.31	8.06		
Student Services	126.77	25.35	126.77	25.35	126.77	25.35	118.59	23.72	118.59	23.72	118.59	23.72		
Total	343.80	84.26	442.20	140.27	442.20	140.27	327.86	81.15	416.91	134.68	416.91	134.68		
Change From Previous Year	+4.9%	+3.8%	+6.1%	+4.2%	+6.1%	+4.2%	+5.9%	+10.2%	+4.3%	+5.9%	+4.3%	+5.9%		
							Fall + Winter:	Full-time	884.40			Fall + Winter:	Full-time	833.82
								Part-time	280.54				Part-time	269.36

ARTS AND SCIENCE DIVISIONS - Federated Colleges

St. Michael's College	Summer 2007		Fall 2007		Winter 2008		Summer 2006		Fall 2006		Winter 2007			
	Full-time	Part-time	Full-time	Part-time	Full-time	Part-time	Full-time	Part-time	Full-time	Part-time	Full-time	Part-time		
St. Michael's College Student Union	0.00	0.00	14.00	10.50	14.00	10.50	0.00	0.00	14.00	10.50	14.00	10.50		
The Mike	0.00	0.00	2.60	1.50	2.60	1.50	0.00	0.00	2.60	1.50	2.60	1.50		
College Fee	-	-	97.50	48.75	97.50	48.75	-	-	97.50	48.75	97.50	48.75		
Campaign Fee	-	-	15.00	15.00	15.00	15.00	-	-	15.00	15.00	15.00	15.00		
Students' Administrative Council	30.42	-	135.68	-	135.68	-	30.05	-	125.40	-	125.40	-		
Association of Part-time Undergraduate Students	-	17.92	-	73.71	-	73.71	-	17.85	-	71.05	-	71.05		
Arts & Science Students' Union	7.50	-	7.50	-	7.50	-	7.50	-	7.50	-	7.50	-		
U of T Community Radio	2.50	-	2.50	-	2.50	-	2.50	-	2.50	-	2.50	-		
The Varsity	0.63	-	1.25	-	1.25	-	0.63	-	0.63	-	0.63	-		
Athletics & Recreation	123.52	24.70	123.52	24.70	123.52	24.70	104.91	20.98	104.91	20.98	104.91	20.98		
Hart House	65.00	13.00	65.00	13.00	65.00	13.00	63.67	12.73	63.67	12.73	63.67	12.73		
Health Service	18.08	3.62	18.08	3.62	18.08	3.62	17.73	3.55	17.73	3.55	17.73	3.55		
Student Services	57.70	11.54	57.70	11.54	57.70	11.54	56.29	11.26	56.29	11.26	56.29	11.26		
Student Affairs	24.31	4.86	24.31	4.86	24.31	4.86	23.84	4.77	23.84	4.77	23.84	4.77		
Total	329.66	75.64	564.64	207.18	564.64	207.18	307.12	71.14	531.57	200.09	531.57	200.09		
Change From Previous Year	+7.3%	+6.3%	+6.2%	+3.5%	+6.2%	+3.5%	+5.9%	+9.0%	+6.5%	+3.0%	+6.5%	+3.0%		
							Fall + Winter:	Full-time	1,129.28			Fall + Winter:	Full-time	1,063.14
								Part-time	414.36				Part-time	400.18

Compulsory Non-Academic Incidental Fees

ARTS AND SCIENCE DIVISIONS - Federated Colleges (Continued)

Trinity College	Summer 2007		Fall 2007		Winter 2008		Summer 2006		Fall 2006		Winter 2007			
	Full-time	Part-time	Full-time	Part-time	Full-time	Part-time	Full-time	Part-time	Full-time	Part-time	Full-time	Part-time		
Trinity College Meetings	0.00	0.00	45.92	45.92	45.93	45.93	0.00	0.00	42.92	42.92	42.93	42.93		
College Fee	-	-	132.50	66.25	132.50	66.25	-	-	130.50	65.25	130.50	65.25		
Students' Administrative Council	30.42	-	135.68	-	135.68	-	30.05	-	125.40	-	125.40	-		
Association of Part-time Undergraduate Students	-	17.92	-	73.71	-	73.71	-	17.85	-	71.05	-	71.05		
Arts & Science Students' Union	7.50	-	7.50	-	7.50	-	7.50	-	7.50	-	7.50	-		
U of T Community Radio	2.50	-	2.50	-	2.50	-	2.50	-	2.50	-	2.50	-		
The Varsity	0.63	-	1.25	-	1.25	-	0.63	-	0.63	-	0.63	-		
Athletics & Recreation	123.52	24.70	123.52	24.70	123.52	24.70	104.91	20.98	104.91	20.98	104.91	20.98		
Hart House	65.00	13.00	65.00	13.00	65.00	13.00	63.67	12.73	63.67	12.73	63.67	12.73		
Health Service	18.08	3.62	18.08	3.62	18.08	3.62	17.73	3.55	17.73	3.55	17.73	3.55		
Student Services	57.70	11.54	57.70	11.54	57.70	11.54	56.29	11.26	56.29	11.26	56.29	11.26		
Student Affairs	24.31	4.86	24.31	4.86	24.31	4.86	23.84	4.77	23.84	4.77	23.84	4.77		
Total	329.66	75.64	613.96	243.60	613.97	243.61	307.12	71.14	575.89	232.51	575.90	232.52		
Change From Previous Year	+7.3%	+6.3%	+6.6%	+4.8%	+6.6%	+4.8%	+5.9%	+9.0%	+6.5%	+3.3%	+6.5%	+3.3%		
Fall + Winter:							Full-time	1,227.93	Fall + Winter:				Full-time	1,151.79
							Part-time	487.21					Part-time	465.03

Victoria College	Summer 2007		Fall 2007		Winter 2008		Summer 2006		Fall 2006		Winter 2007			
	Full-time	Part-time	Full-time	Part-time	Full-time	Part-time	Full-time	Part-time	Full-time	Part-time	Full-time	Part-time		
Victoria University Students' Administrative Council	0.00	0.00	28.37	17.67	28.38	17.68	0.00	0.00	28.37	17.67	28.38	17.68		
Victoria University Student Services Fee	-	-	45.00	22.50	45.00	22.50	-	-	45.00	15.00	45.00	15.00		
Students' Administrative Council	30.42	-	135.68	-	135.68	-	30.05	-	125.40	-	125.40	-		
Association of Part-time Undergraduate Students	-	17.92	-	73.71	-	73.71	-	17.85	-	71.05	-	71.05		
Arts & Science Students' Union	7.50	-	7.50	-	7.50	-	7.50	-	7.50	-	7.50	-		
U of T Community Radio	2.50	-	2.50	-	2.50	-	2.50	-	2.50	-	2.50	-		
The Varsity	0.63	-	1.25	-	1.25	-	0.63	-	0.63	-	0.63	-		
Athletics & Recreation	123.52	24.70	123.52	24.70	123.52	24.70	104.91	20.98	104.91	20.98	104.91	20.98		
Hart House	65.00	13.00	65.00	13.00	65.00	13.00	63.67	12.73	63.67	12.73	63.67	12.73		
Health Service	18.08	3.62	18.08	3.62	18.08	3.62	17.73	3.55	17.73	3.55	17.73	3.55		
Student Services	57.70	11.54	57.70	11.54	57.70	11.54	56.29	11.26	56.29	11.26	56.29	11.26		
Student Affairs	24.31	4.86	24.31	4.86	24.31	4.86	23.84	4.77	23.84	4.77	23.84	4.77		
Total	329.66	75.64	508.91	171.60	508.92	171.61	307.12	71.14	475.84	157.01	475.85	157.02		
Change From Previous Year	+7.3%	+6.3%	+6.9%	+9.3%	+6.9%	+9.3%	+5.9%	+9.0%	+7.3%	+3.9%	+7.3%	+3.9%		
Fall + Winter:							Full-time	1,017.83	Fall + Winter:				Full-time	951.69
							Part-time	343.21					Part-time	314.03

Note: First year full-time students are charged an orientation fee (\$50.00 per session)

UNDERGRADUATE PROFESSIONAL DIVISIONS

Applied Science & Engineering	Summer 2007		Fall 2007		Winter 2008		Summer 2006		Fall 2006		Winter 2007			
	Full-time	Part-time	Full-time	Part-time	Full-time	Part-time	Full-time	Part-time	Full-time	Part-time	Full-time	Part-time		
Engineering Society	-	-	107.65	20.99	107.65	20.99	-	-	104.65	0.00	104.65	0.00		
Students' Administrative Council	-	-	135.68	-	135.68	-	-	-	125.40	-	125.40	-		
Association of Part-time Undergraduate Students	-	-	-	73.71	-	73.71	-	-	-	71.05	-	71.05		
U of T Community Radio	-	-	2.50	-	2.50	-	-	-	2.50	-	2.50	-		
The Varsity	-	-	1.25	-	1.25	-	-	-	0.63	-	0.63	-		
Athletics & Recreation	-	-	123.52	24.70	123.52	24.70	-	-	104.91	20.98	104.91	20.98		
Hart House	-	-	65.00	13.00	65.00	13.00	-	-	63.67	12.73	63.67	12.73		
Health Service	-	-	18.08	3.62	18.08	3.62	-	-	17.73	3.55	17.73	3.55		
Student Services	-	-	57.70	11.54	57.70	11.54	-	-	56.29	11.26	56.29	11.26		
Student Affairs	-	-	24.31	4.86	24.31	4.86	-	-	23.84	4.77	23.84	4.77		
Total	0.00	0.00	535.69	152.42	535.69	152.42	0.00	0.00	499.62	124.34	499.62	124.34		
Change From Previous Year			+7.2%	+22.6%	+7.2%	+22.6%			+6.5%	+5.0%	+6.5%	+5.0%		
Fall + Winter:							Full-time	1,071.38	Fall + Winter:				Full-time	999.24
							Part-time	304.84					Part-time	248.68

Dentistry D.D.S.	Summer 2007		Fall 2007		Winter 2008		Summer 2006		Fall 2006		Winter 2007			
	Full-time	Part-time	Full-time	Part-time	Full-time	Part-time	Full-time	Part-time	Full-time	Part-time	Full-time	Part-time		
Dental Students' Society	-	-	15.00	-	15.00	-	-	-	15.00	-	15.00	-		
Students' Administrative Council	-	-	135.68	-	135.68	-	-	-	125.40	-	125.40	-		
U of T Community Radio	-	-	2.50	-	2.50	-	-	-	2.50	-	2.50	-		
The Varsity	-	-	1.25	-	1.25	-	-	-	0.63	-	0.63	-		
Athletics & Recreation	-	-	123.52	-	123.52	-	-	-	104.91	-	104.91	-		
Hart House	-	-	65.00	-	65.00	-	-	-	63.67	-	63.67	-		
Health Service	-	-	18.08	-	18.08	-	-	-	17.73	-	17.73	-		
Student Services	-	-	57.70	-	57.70	-	-	-	56.29	-	56.29	-		
Student Affairs	-	-	24.31	-	24.31	-	-	-	23.84	-	23.84	-		
Total	0.00	0.00	443.04	0.00	443.04	0.00	0.00	0.00	409.97	0.00	409.97	0.00		
Change From Previous Year			+8.1%		+8.1%				+8.0%		+8.0%			
Fall + Winter:							Full-time	886.08	Fall + Winter:				Full-time	819.94
							Part-time	0.00					Part-time	0.00

Compulsory Non-Academic Incidental Fees

UNDERGRADUATE PROFESSIONAL DIVISIONS (continued)

Law Undergraduate Programs	Summer 2007		Fall 2007		Winter 2008		Summer 2006		Fall 2006		Winter 2007	
	Full-time	Part-time	Full-time	Part-time	Full-time	Part-time	Full-time	Part-time	Full-time	Part-time	Full-time	Part-time
Students' Law Society	-	-	35.00	-	35.00	-	-	-	35.00	-	35.00	-
Students' Administrative Council	-	-	135.68	-	135.68	-	-	-	125.40	-	125.40	-
U of T Community Radio	-	-	2.50	-	2.50	-	-	-	2.50	-	2.50	-
The Varsity	-	-	1.25	-	1.25	-	-	-	0.63	-	0.63	-
Athletics & Recreation	-	-	123.52	-	123.52	-	-	-	104.91	-	104.91	-
Hart House	-	-	65.00	-	65.00	-	-	-	63.67	-	63.67	-
Health Service	-	-	18.08	-	18.08	-	-	-	17.73	-	17.73	-
Student Services	-	-	57.70	-	57.70	-	-	-	56.29	-	56.29	-
Student Affairs	-	-	24.31	-	24.31	-	-	-	23.84	-	23.84	-
Total	0.00	0.00	463.04	0.00	463.04	0.00	0.00	0.00	429.97	0.00	429.97	0.00
Change From Previous Year			+7.7%		+7.7%				+7.6%		+7.6%	
Half-time program students are charged 50% of full-time fees Note: First year students are charged an additional SLS Orientation Fee (\$25.00 per session)			Fall + Winter: Full-time 926.08 Part-time 0.00				Fall + Winter: Full-time 859.94 Part-time 0.00					

Medicine M.D.	Summer 2007		Fall 2007		Winter 2008		Summer 2006		Fall 2006		Winter 2007	
	Full-time	Part-time	Full-time	Part-time	Full-time	Part-time	Full-time	Part-time	Full-time	Part-time	Full-time	Part-time
Medical Society	-	-	29.27	-	29.27	-	-	-	29.27	-	29.27	-
Students' Administrative Council	-	-	135.68	-	135.68	-	-	-	125.40	-	125.40	-
U of T Community Radio	-	-	2.50	-	2.50	-	-	-	2.50	-	2.50	-
The Varsity	-	-	1.25	-	1.25	-	-	-	0.63	-	0.63	-
Athletics & Recreation	-	-	123.52	-	123.52	-	-	-	104.91	-	104.91	-
Hart House	-	-	65.00	-	65.00	-	-	-	63.67	-	63.67	-
Health Service	-	-	18.08	-	18.08	-	-	-	17.73	-	17.73	-
Student Services	-	-	57.70	-	57.70	-	-	-	56.29	-	56.29	-
Student Affairs	-	-	24.31	-	24.31	-	-	-	23.84	-	23.84	-
Total	0.00	0.00	457.31	0.00	457.31	0.00	0.00	0.00	424.24	0.00	424.24	0.00
Change From Previous Year			+7.8%		+7.8%				+7.7%		+7.7%	
			Fall + Winter: Full-time 914.62 Part-time 0.00				Fall + Winter: Full-time 848.48 Part-time 0.00					

Medicine Radiation Sciences	Summer 2007		Fall 2007		Winter 2008		Summer 2006		Fall 2006		Winter 2007	
	Full-time	Part-time	Full-time	Part-time	Full-time	Part-time	Full-time	Part-time	Full-time	Part-time	Full-time	Part-time
Students' Administrative Council	-	-	135.68	-	135.68	-	-	-	125.40	-	125.40	-
U of T Community Radio	-	-	2.50	-	2.50	-	-	-	2.50	-	2.50	-
The Varsity	-	-	1.25	-	1.25	-	-	-	0.63	-	0.63	-
Athletics & Recreation	-	-	123.52	-	123.52	-	-	-	104.91	-	104.91	-
Hart House	-	-	65.00	-	65.00	-	-	-	63.67	-	63.67	-
Health Service	-	-	18.08	-	18.08	-	-	-	17.73	-	17.73	-
Student Services	-	-	57.70	-	57.70	-	-	-	56.29	-	56.29	-
Student Affairs	-	-	24.31	-	24.31	-	-	-	23.84	-	23.84	-
Total	0.00	0.00	428.04	0.00	428.04	0.00	0.00	0.00	394.97	0.00	394.97	0.00
Change From Previous Year			+8.4%		+8.4%				+8.3%		+8.3%	
Note: Radiation Science students are also charged Michener Institute fees.			Fall + Winter: Full-time 856.08 Part-time 0.00				Fall + Winter: Full-time 789.94 Part-time 0.00					

Music	Summer 2007		Fall 2007		Winter 2008		Summer 2006		Fall 2006		Winter 2007	
	Full-time	Part-time	Full-time	Part-time	Full-time	Part-time	Full-time	Part-time	Full-time	Part-time	Full-time	Part-time
Music Undergraduate Association	-	-	7.50	0.00	7.50	0.00	-	-	7.50	0.00	7.50	0.00
Students' Administrative Council	-	-	135.68	-	135.68	-	-	-	125.40	-	125.40	-
Association of Part-time Undergraduate Students	-	-	-	73.71	-	73.71	-	-	-	71.05	-	71.05
U of T Community Radio	-	-	2.50	-	2.50	-	-	-	2.50	-	2.50	-
The Varsity	-	-	1.25	-	1.25	-	-	-	0.63	-	0.63	-
Athletics & Recreation	-	-	123.52	24.70	123.52	24.70	-	-	104.91	20.98	104.91	20.98
Hart House	-	-	65.00	13.00	65.00	13.00	-	-	63.67	12.73	63.67	12.73
Health Service	-	-	18.08	3.62	18.08	3.62	-	-	17.73	3.55	17.73	3.55
Student Services	-	-	57.70	11.54	57.70	11.54	-	-	56.29	11.26	56.29	11.26
Student Affairs	-	-	24.31	4.86	24.31	4.86	-	-	23.84	4.77	23.84	4.77
Total	0.00	0.00	435.54	131.43	435.54	131.43	0.00	0.00	402.47	124.34	402.47	124.34
Change From Previous Year			+8.2%	+5.7%	+8.2%	+5.7%			+8.1%	+5.0%	+8.1%	+5.0%
			Fall + Winter: Full-time 871.08 Part-time 262.86				Fall + Winter: Full-time 804.94 Part-time 248.68					

Compulsory Non-Academic Incidental Fees

UNDERGRADUATE PROFESSIONAL DIVISIONS (continued)

Nursing	Summer 2007		Fall 2007		Winter 2008		Summer 2006		Fall 2006		Winter 2007	
	Full-time	Part-time	Full-time	Part-time	Full-time	Part-time	Full-time	Part-time	Full-time	Part-time	Full-time	Part-time
Nursing Students' Council	-	-	19.50	1.00	19.50	1.00	-	-	19.50	1.00	19.50	1.00
Students' Administrative Council	-	-	135.68	-	135.68	-	-	-	125.40	-	125.40	-
Association of Part-time Undergraduate Students	-	-	-	73.71	-	73.71	-	-	-	71.05	-	71.05
U of T Community Radio	-	-	2.50	-	2.50	-	-	-	2.50	-	2.50	-
The Varsity	-	-	1.25	-	1.25	-	-	-	0.63	-	0.63	-
Athletics & Recreation	-	-	123.52	24.70	123.52	24.70	-	-	104.91	20.98	104.91	20.98
Hart House	-	-	65.00	13.00	65.00	13.00	-	-	63.67	12.73	63.67	12.73
Health Service	-	-	18.08	3.62	18.08	3.62	-	-	17.73	3.55	17.73	3.55
Student Services	-	-	57.70	11.54	57.70	11.54	-	-	56.29	11.26	56.29	11.26
Student Affairs	-	-	24.31	4.86	24.31	4.86	-	-	23.84	4.77	23.84	4.77
Total	0.00	0.00	447.54	132.43	447.54	132.43	0.00	0.00	414.47	125.34	414.47	125.34
Change From Previous Year			+8.0%	+5.7%	+8.0%	+5.7%			+7.9%	+4.9%	+7.9%	+4.9%
Fall + Winter:			Full-time		895.08		Fall + Winter:			Full-time		828.94
			Part-time		264.86					Part-time		250.68

OISE / UT	Summer 2007		Fall 2007		Winter 2008		Summer 2006		Fall 2006		Winter 2007	
	Full-time	Part-time	Full-time	Part-time	Full-time	Part-time	Full-time	Part-time	Full-time	Part-time	Full-time	Part-time
B.Ed. and Diploma in Technological Studies	-	-	6.50	-	6.50	-	-	-	30.00	-	30.00	-
Student Teachers' Union	-	-	135.68	-	135.68	-	-	-	125.40	-	125.40	-
Students' Administrative Council	-	-	-	-	-	-	-	-	-	-	-	-
Association of Part-time Undergraduate Students	-	-	-	-	-	-	-	-	-	-	-	-
U of T Community Radio	-	-	2.50	-	2.50	-	-	-	2.50	-	2.50	-
The Varsity	-	-	1.25	-	1.25	-	-	-	0.63	-	0.63	-
Athletics & Recreation	-	-	123.52	-	123.52	-	-	-	104.91	-	104.91	-
Hart House	-	-	65.00	-	65.00	-	-	-	63.67	-	63.67	-
Health Service	-	-	18.08	-	18.08	-	-	-	17.73	-	17.73	-
Student Services	-	-	57.70	-	57.70	-	-	-	56.29	-	56.29	-
Student Affairs	-	-	24.31	-	24.31	-	-	-	23.84	-	23.84	-
Total	0.00	0.00	434.54	0.00	434.54	0.00	0.00	0.00	424.97	0.00	424.97	0.00
Change From Previous Year			+2.3%		+2.3%				+7.7%		+7.7%	
Fall + Winter:			Full-time		869.08		Fall + Winter:			Full-time		849.94
			Part-time		0.00					Part-time		0.00

Pharmacy	Summer 2007		Fall 2007		Winter 2008		Summer 2006		Fall 2006		Winter 2007	
	Full-time	Part-time	Full-time	Part-time	Full-time	Part-time	Full-time	Part-time	Full-time	Part-time	Full-time	Part-time
Undergraduate Pharmaceutical Society	-	-	30.38	0.00	30.38	0.00	-	-	30.38	0.00	30.38	0.00
Students' Administrative Council	-	-	135.68	-	135.68	-	-	-	125.40	-	125.40	-
Association of Part-time Undergraduate Students	-	-	-	73.71	-	73.71	-	-	-	71.05	-	71.05
U of T Community Radio	-	-	2.50	-	2.50	-	-	-	2.50	-	2.50	-
The Varsity	-	-	1.25	-	1.25	-	-	-	0.63	-	0.63	-
Athletics & Recreation	-	-	123.52	24.70	123.52	24.70	-	-	104.91	20.98	104.91	20.98
Hart House	-	-	65.00	13.00	65.00	13.00	-	-	63.67	12.73	63.67	12.73
Health Service	-	-	18.08	3.62	18.08	3.62	-	-	17.73	3.55	17.73	3.55
Student Services	-	-	57.70	11.54	57.70	11.54	-	-	56.29	11.26	56.29	11.26
Student Affairs	-	-	24.31	4.86	24.31	4.86	-	-	23.84	4.77	23.84	4.77
Total	0.00	0.00	458.42	131.43	458.42	131.43	0.00	0.00	425.35	124.34	425.35	124.34
Change From Previous Year			+7.8%	+5.7%	+7.8%	+5.7%			+7.7%	+5.0%	+7.7%	+5.0%
Fall + Winter:			Full-time		916.84		Fall + Winter:			Full-time		850.70
			Part-time		262.86					Part-time		248.68

Physical Education & Health	Summer 2007		Fall 2007		Winter 2008		Summer 2006		Fall 2006		Winter 2007	
	Full-time	Part-time	Full-time	Part-time	Full-time	Part-time	Full-time	Part-time	Full-time	Part-time	Full-time	Part-time
Physical & Health Education Undergraduate Association	-	-	17.50	0.00	17.50	0.00	-	-	17.50	0.00	17.50	0.00
Students' Administrative Council	-	-	135.68	-	135.68	-	-	-	125.40	-	125.40	-
Association of Part-time Undergraduate Students	-	-	-	73.71	-	73.71	-	-	-	71.05	-	71.05
U of T Community Radio	-	-	2.50	-	2.50	-	-	-	2.50	-	2.50	-
The Varsity	-	-	1.25	-	1.25	-	-	-	0.63	-	0.63	-
Athletics & Recreation	-	-	123.52	24.70	123.52	24.70	-	-	104.91	20.98	104.91	20.98
Hart House	-	-	65.00	13.00	65.00	13.00	-	-	63.67	12.73	63.67	12.73
Health Service	-	-	18.08	3.62	18.08	3.62	-	-	17.73	3.55	17.73	3.55
Student Services	-	-	57.70	11.54	57.70	11.54	-	-	56.29	11.26	56.29	11.26
Student Affairs	-	-	24.31	4.86	24.31	4.86	-	-	23.84	4.77	23.84	4.77
Total	0.00	0.00	445.54	131.43	445.54	131.43	0.00	0.00	412.47	124.34	412.47	124.34
Change From Previous Year			+8.0%	+5.7%	+8.0%	+5.7%			+7.9%	+5.0%	+7.9%	+5.0%
Fall + Winter:			Full-time		891.08		Fall + Winter:			Full-time		824.94
			Part-time		262.86					Part-time		248.68

Compulsory Non-Academic Incidental Fees

OTHER PROGRAMS

Toronto School of Theology	Summer 2007		Fall 2007		Winter 2008		Summer 2006		Fall 2006		Winter 2007			
	Full-time	Part-time	Full-time	Part-time	Full-time	Part-time	Full-time	Part-time	Full-time	Part-time	Full-time	Part-time		
Basic Degree Students (not including college fees)														
Students' Administrative Council	-	-	135.68	-	135.68	-	-	-	125.40	-	125.40	-		
Athletics & Recreation	-	-	123.52	24.70	123.52	24.70	-	-	104.91	20.98	104.91	20.98		
Hart House	-	-	65.00	13.00	65.00	13.00	-	-	63.67	12.73	63.67	12.73		
Health Service	-	-	18.08	3.62	18.08	3.62	-	-	17.73	3.55	17.73	3.55		
Student Services	-	-	57.70	11.54	57.70	11.54	-	-	56.29	11.26	56.29	11.26		
Student Affairs	-	-	16.74	3.35	16.74	3.35	-	-	16.74	3.35	16.74	3.35		
Total	0.00	0.00	416.72	56.21	416.72	56.21	0.00	0.00	384.74	51.87	384.74	51.87		
Change From Previous Year			+8.3%	+8.4%	+8.3%	+8.4%			+8.6%	+4.4%	+8.6%	+4.4%		
			Fall + Winter:				Full-time	833.44	Fall + Winter:				Full-time	769.48
							Part-time	112.42			Part-time	103.74		
Transitional Year Program	0.00	0.00	0.00	0.00	0.00	0.00	0.00	0.00	0.00	0.00	0.00	0.00		
Student Association of the Transitional Year Program	-	-	15.00	0.00	15.00	0.00	-	-	15.00	0.00	15.00	0.00		
Students' Administrative Council	-	-	135.68	-	135.68	-	-	-	125.40	-	125.40	-		
Association of Part-time Undergraduate Students	-	-	-	73.71	-	73.71	-	-	-	71.05	-	71.05		
U of T Community Radio	-	-	2.50	-	2.50	-	-	-	2.50	-	2.50	-		
The Varsity	-	-	1.25	-	1.25	-	-	-	0.63	-	0.63	-		
Athletics & Recreation	-	-	123.52	24.70	123.52	24.70	-	-	104.91	20.98	104.91	20.98		
Hart House	-	-	65.00	13.00	65.00	13.00	-	-	63.67	12.73	63.67	12.73		
Health Service	-	-	18.08	3.62	18.08	3.62	-	-	17.73	3.55	17.73	3.55		
Student Services	-	-	57.70	11.54	57.70	11.54	-	-	56.29	11.26	56.29	11.26		
Student Affairs	-	-	24.31	4.86	24.31	4.86	-	-	23.84	4.77	23.84	4.77		
Total	0.00	0.00	443.04	131.43	443.04	131.43	0.00	0.00	409.97	124.34	409.97	124.34		
Change From Previous Year			+8.1%	+5.7%	+8.1%	+5.7%			+8.0%	+5.0%	+8.0%	+5.0%		
			Fall + Winter:				Full-time	886.08	Fall + Winter:				Full-time	819.94
							Part-time	262.86			Part-time	248.68		
Woodsworth College	Summer 2007	Fall 2007	Winter 2008	Summer 2006	Fall 2006	Winter 2007								
Certificate, Diploma, and Other Programs	Full-time	Part-time	Full-time	Part-time	Full-time	Part-time	Full-time	Part-time	Full-time	Part-time	Full-time	Part-time		
Woodsworth College Students' Association	15.00	15.00	7.50	7.50	7.50	7.50	15.00	15.00	7.50	7.50	7.50	7.50		
Students' Administrative Council	30.42	-	135.68	-	135.68	-	30.05	-	125.40	-	125.40	-		
Association of Part-time Undergraduate Students	-	17.92	-	73.71	-	73.71	-	17.85	-	71.05	-	71.05		
Arts & Science Students' Union	7.50	-	7.50	-	7.50	-	7.50	-	7.50	-	7.50	-		
U of T Community Radio	2.50	-	2.50	-	2.50	-	2.50	-	2.50	-	2.50	-		
The Varsity	0.63	-	1.25	-	1.25	-	0.63	-	0.63	-	0.63	-		
Athletics & Recreation	123.52	24.70	123.52	24.70	123.52	24.70	104.91	20.98	104.91	20.98	104.91	20.98		
Hart House	65.00	13.00	65.00	13.00	65.00	13.00	63.67	12.73	63.67	12.73	63.67	12.73		
Health Service	18.08	3.62	18.08	3.62	18.08	3.62	17.73	3.55	17.73	3.55	17.73	3.55		
Student Services	57.70	11.54	57.70	11.54	57.70	11.54	56.29	11.26	56.29	11.26	56.29	11.26		
Student Affairs	24.31	4.86	24.31	4.86	24.31	4.86	23.84	4.77	23.84	4.77	23.84	4.77		
Total	344.66	90.64	443.04	138.93	443.04	138.93	322.12	86.14	409.97	131.84	409.97	131.84		
Change From Previous Year	+7.0%	+5.2%	+8.1%	+5.4%	+8.1%	+5.4%	+5.6%	+7.3%	+8.5%	+4.7%	+8.5%	+4.7%		
			Fall + Winter:				Full-time	886.08	Fall + Winter:				Full-time	819.94
							Part-time	277.86			Part-time	263.68		

Compulsory Non-Academic Incidental Fees

GRADUATE STUDIES

Graduate Studies	Summer 2007		Fall 2007		Winter 2008		Summer 2006		Fall 2006		Winter 2007	
	Full-time	Part-time	Full-time	Part-time	Full-time	Part-time	Full-time	Part-time	Full-time	Part-time	Full-time	Part-time
St. George												
Graduate Students' Union	-	42.86	206.07	91.17	206.07	91.17	-	42.10	201.33	88.83	201.33	88.83
Athletics & Recreation	-	24.70	123.52	24.70	123.52	24.70	-	20.98	104.91	20.98	104.91	20.98
Hart House	-	13.00	65.00	13.00	65.00	13.00	-	12.73	63.67	12.73	63.67	12.73
Health Service	-	3.62	18.08	3.62	18.08	3.62	-	3.55	17.73	3.55	17.73	3.55
Student Services	-	11.54	57.70	11.54	57.70	11.54	-	11.26	56.29	11.26	56.29	11.26
Student Affairs	-	4.86	24.31	4.86	24.31	4.86	-	4.77	23.84	4.77	23.84	4.77
Total	0.00	100.58	494.68	148.89	494.68	148.89	0.00	95.39	467.77	142.12	467.77	142.12
Change From Previous Year		+5.4%	+5.8%	+4.8%	+5.8%	+4.8%		+3.1%	+24.8%	+93.5%	+24.8%	+93.5%
			Fall + Winter:		Full-time	989.36			Fall + Winter:		Full-time	935.54
					Part-time	297.78					Part-time	284.24
Graduate Studies												
Mississauga												
Erindale College Athletics and Recreation Association												
Graduate Students' Union	-	42.86	206.07	91.17	206.07	91.17	-	42.10	201.33	88.83	201.33	88.83
Centre for Physical Education	-	14.36	71.83	14.36	71.83	14.36	-	13.88	69.40	13.88	69.40	13.88
Athletics Building Levy	-	15.84	79.18	15.84	79.18	15.84	-	2.73	76.50	15.30	76.50	15.30
Athletics & Recreation	-	2.87	14.34	2.87	14.34	2.87	-	2.63	12.58	2.63	12.58	2.63
Hart House	-	0.41	2.00	0.41	2.00	0.41	-	0.40	1.95	0.40	1.95	0.40
Health Service	-	3.94	19.72	3.94	19.72	3.94	-	3.74	18.69	3.74	18.69	3.74
Student Services	-	20.69	103.47	20.69	103.47	20.69	-	20.44	102.20	20.44	102.20	20.44
Summer Shuttle Services	-	-	3.85	0.77	3.85	0.77	-	-	-	-	-	-
Mississauga Transit U-Pass	-	-	44.50	0.00	44.50	0.00	-	-	-	-	-	-
Total	0.00	100.97	544.96	150.05	544.96	150.05	0.00	85.92	482.65	145.22	482.65	145.22
Change From Previous Year		+17.5%	+12.9%	+3.3%	+12.9%	+3.3%		+2.2%	+45.2%	+123.3%	+45.2%	+123.3%
			Fall + Winter:		Full-time	1,089.92			Fall + Winter:		Full-time	965.30
					Part-time	300.10					Part-time	290.44
Graduate Studies												
Scarborough												
Scarborough College Athletic Association												
Graduate Students' Union	-	42.86	206.07	91.17	206.07	91.17	-	42.10	201.33	88.83	201.33	88.83
Scarborough College Athletic Fee	-	18.06	90.31	18.06	90.31	18.06	-	17.37	86.84	17.37	86.84	17.37
Athletics & Recreation	-	2.87	14.34	2.87	14.34	2.87	-	2.63	12.58	2.63	12.58	2.63
Hart House	-	0.41	2.00	0.41	2.00	0.41	-	0.40	1.95	0.40	1.95	0.40
Health Service	-	8.30	41.52	8.30	41.52	8.30	-	8.06	40.31	8.06	40.31	8.06
Student Services	-	25.35	126.77	25.35	126.77	25.35	-	23.72	118.59	23.72	118.59	23.72
Total	0.00	97.85	481.01	146.16	481.01	146.16	0.00	94.28	461.60	141.01	461.60	141.01
Change From Previous Year		+3.8%	+4.2%	+3.7%	+4.2%	+3.7%		+4.7%	+27.5%	+98.8%	+27.5%	+98.8%
			Fall + Winter:		Full-time	962.02			Fall + Winter:		Full-time	923.20
					Part-time	292.32					Part-time	282.02
Graduate Studies: Faculty of Information Studies												
Information Studies (not including Museum Studies)												
Information Studies Student Council	-	0.00	50.00	25.00	50.00	25.00	-	0.00	50.00	25.00	50.00	25.00
Graduate Students' Union	-	42.86	206.07	91.17	206.07	91.17	-	42.10	201.33	88.83	201.33	88.83
Athletics & Recreation	-	24.70	123.52	24.70	123.52	24.70	-	20.98	104.91	20.98	104.91	20.98
Hart House	-	13.00	65.00	13.00	65.00	13.00	-	12.73	63.67	12.73	63.67	12.73
Health Service	-	3.62	18.08	3.62	18.08	3.62	-	3.55	17.73	3.55	17.73	3.55
Student Services	-	11.54	57.70	11.54	57.70	11.54	-	11.26	56.29	11.26	56.29	11.26
Student Affairs	-	4.86	24.31	4.86	24.31	4.86	-	4.77	23.84	4.77	23.84	4.77
Total	0.00	100.58	544.68	173.89	544.68	173.89	0.00	95.39	517.77	167.12	517.77	167.12
Change From Previous Year		+5.4%	+5.2%	+4.1%	+5.2%	+4.1%		+3.1%	+21.9%	+69.7%	+21.9%	+69.7%
			Fall + Winter:		Full-time	1,089.36			Fall + Winter:		Full-time	1,035.54
					Part-time	347.78					Part-time	334.24
Graduate Studies: Rotman School of Management												
MBA (Degree Students)												
Graduate Business Council	-	20.00	30.00	15.00	30.00	15.00	-	20.00	30.00	15.00	30.00	15.00
Graduate Students' Union	-	42.86	206.07	91.17	206.07	91.17	-	42.10	201.33	88.83	201.33	88.83
Athletics & Recreation	-	24.70	123.52	24.70	123.52	24.70	-	20.98	104.91	20.98	104.91	20.98
Hart House	-	13.00	65.00	13.00	65.00	13.00	-	12.73	63.67	12.73	63.67	12.73
Health Service	-	3.62	18.08	3.62	18.08	3.62	-	3.55	17.73	3.55	17.73	3.55
Student Services	-	11.54	57.70	11.54	57.70	11.54	-	11.26	56.29	11.26	56.29	11.26
Student Affairs	-	4.86	24.31	4.86	24.31	4.86	-	4.77	23.84	4.77	23.84	4.77
Total	0.00	120.58	524.68	163.89	524.68	163.89	0.00	115.39	497.77	157.12	497.77	157.12
Change From Previous Year		+4.5%	+5.4%	+4.3%	+5.4%	+4.3%		+2.5%	+26.1%	+88.3%	+26.1%	+88.3%
			Fall + Winter:		Full-time	1,049.36			Fall + Winter:		Full-time	995.54
					Part-time	327.78					Part-time	314.24

Compulsory Non-Academic Incidental Fees

GRADUATE STUDIES (continued)

Graduate Studies: Rotman School of Management MBA (Special Students)	Summer 2007		Fall 2007		Winter 2008		Summer 2006		Fall 2006		Winter 2007		
	Full-time	Part-time	Full-time	Part-time	Full-time	Part-time	Full-time	Part-time	Full-time	Part-time	Full-time	Part-time	
Graduate Students' Union	-	-	206.07	-	206.07	-	-	-	201.33	-	201.33	-	
Athletics & Recreation	-	-	123.52	-	123.52	-	-	-	104.91	-	104.91	-	
Hart House	-	-	65.00	-	65.00	-	-	-	63.67	-	63.67	-	
Health Service	-	-	18.08	-	18.08	-	-	-	17.73	-	17.73	-	
Student Services	-	-	57.70	-	57.70	-	-	-	56.29	-	56.29	-	
Student Affairs	-	-	24.31	-	24.31	-	-	-	23.84	-	23.84	-	
Total	0.00	0.00	494.68	0.00	494.68	0.00	0.00	0.00	467.77	0.00	467.77	0.00	
Change From Previous Year			+5.8%		+5.8%				+24.8%		+24.8%		
Fall + Winter:						Full-time 989.36	Fall + Winter:						Full-time 935.54
						Part-time 0.00							Part-time 0.00

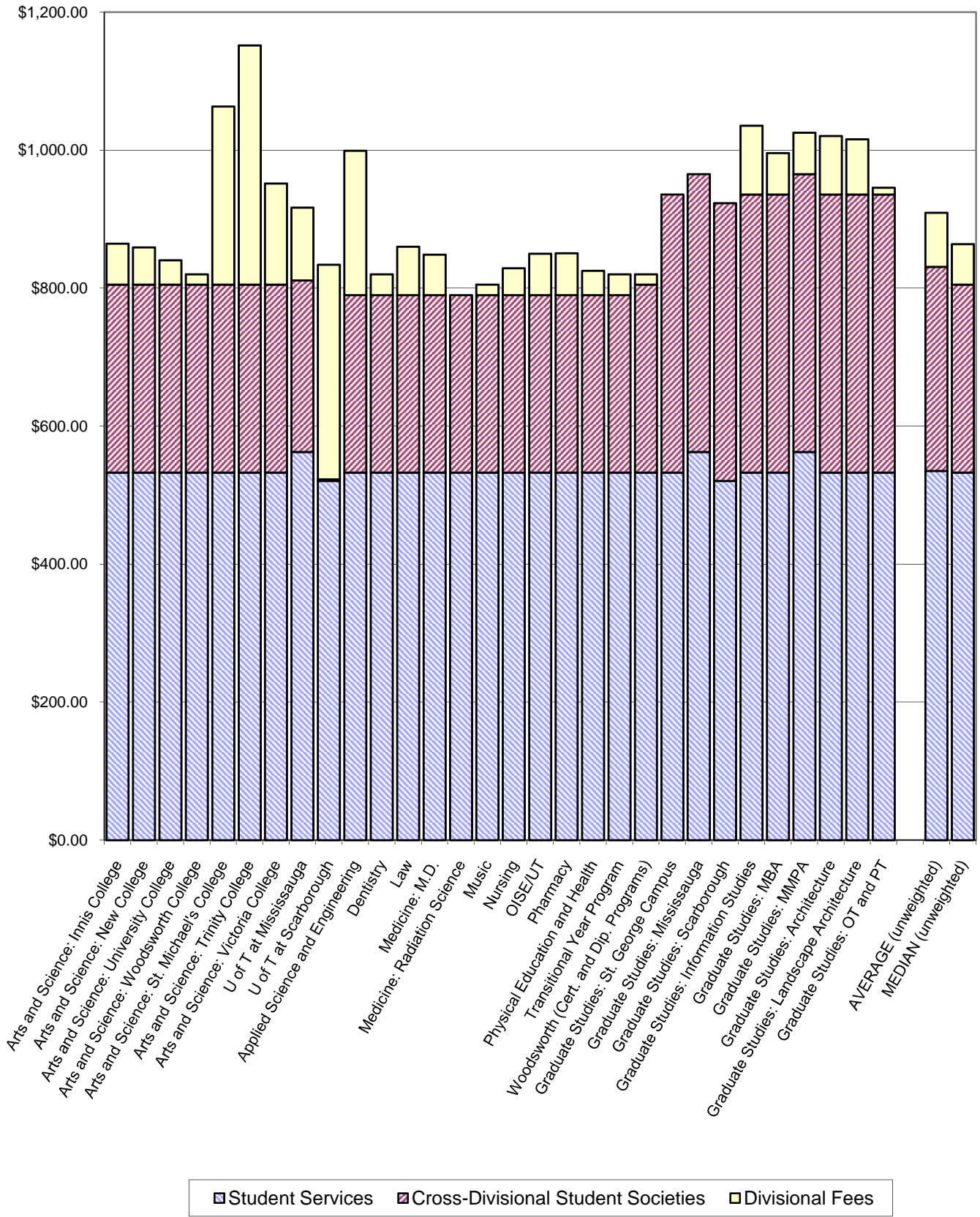
Graduate Studies: Rotman School of Management MMPA (Mississauga)	Full-time		Full-time		Full-time		Full-time		Full-time		Full-time		
	Full-time	Part-time	Full-time	Part-time	Full-time	Part-time	Full-time	Part-time	Full-time	Part-time	Full-time	Part-time	
Graduate Business Council	-	-	30.00	-	30.00	-	-	-	30.00	-	30.00	-	
Graduate Students' Union	-	-	206.07	-	206.07	-	-	-	201.33	-	201.33	-	
Centre for Physical Education	-	-	71.83	-	71.83	-	-	-	69.40	-	69.40	-	
Athletics Building Levy	-	-	79.18	-	79.18	-	-	-	76.50	-	76.50	-	
Athletics & Recreation	-	-	14.34	-	14.34	-	-	-	12.58	-	12.58	-	
Hart House	-	-	2.00	-	2.00	-	-	-	1.95	-	1.95	-	
Health Service	-	-	19.72	-	19.72	-	-	-	18.69	-	18.69	-	
Student Services	-	-	103.47	-	103.47	-	-	-	102.20	-	102.20	-	
Summer Shuttle Services	-	-	3.85	-	3.85	-	-	-		-		-	
Mississauga Transit U-Pass	-	-	44.50	-	44.50	-	-	-		-		-	
Total	0.00	0.00	574.96	0.00	574.96	0.00	0.00	0.00	512.65	0.00	512.65	0.00	
Change From Previous Year			+12.2%		+12.2%				+45.5%		+45.5%		
System Access Fee						Full-time 1,149.92	System Access Fee						Full-time 1,025.30
						Part-time 0.00							Part-time 0.00

Graduate Studies: Architecture, Landscape & Design Architecture Students and Urban Design Students	Summer 2007		Fall 2007		Winter 2008		Summer 2006		Fall 2006		Winter 2007		
	Full-time	Part-time	Full-time	Part-time	Full-time	Part-time	Full-time	Part-time	Full-time	Part-time	Full-time	Part-time	
Graduate Architecture, Landscape & Design Student Union	-	0.00	40.00	25.00	40.00	25.00	-	0.00	42.50	25.00	42.50	25.00	
Graduate Students' Union	-	42.86	206.07	91.17	206.07	91.17	-	42.10	201.33	88.83	201.33	88.83	
Athletics & Recreation	-	24.70	123.52	24.70	123.52	24.70	-	20.98	104.91	20.98	104.91	20.98	
Hart House	-	13.00	65.00	13.00	65.00	13.00	-	12.73	63.67	12.73	63.67	12.73	
Health Service	-	3.62	18.08	3.62	18.08	3.62	-	3.55	17.73	3.55	17.73	3.55	
Student Services	-	11.54	57.70	11.54	57.70	11.54	-	11.26	56.29	11.26	56.29	11.26	
Student Affairs	-	4.86	24.31	4.86	24.31	4.86	-	4.77	23.84	4.77	23.84	4.77	
Total	0.00	100.58	534.68	173.89	534.68	173.89	0.00	95.39	510.27	167.12	510.27	167.12	
Change From Previous Year		+5.4%	+4.8%	+4.1%	+4.8%	+4.1%		+3.1%	+22.3%	+69.7%	+22.3%	+69.7%	
Fall + Winter:						Full-time 1,069.36	Fall + Winter:						Full-time 1,020.54
						Part-time 347.78							Part-time 334.24

Graduate Studies: Architecture, Landscape & Design Landscape Architecture Students	Summer 2007		Fall 2007		Winter 2008		Summer 2006		Fall 2006		Winter 2007		
	Full-time	Part-time	Full-time	Part-time	Full-time	Part-time	Full-time	Part-time	Full-time	Part-time	Full-time	Part-time	
Graduate Architecture, Landscape & Design Student Union	-	0.00	40.00	25.00	40.00	25.00	-	0.00	40.00	25.00	40.00	25.00	
Graduate Students' Union	-	42.86	206.07	91.17	206.07	91.17	-	42.10	201.33	88.83	201.33	88.83	
Athletics & Recreation	-	24.70	123.52	24.70	123.52	24.70	-	20.98	104.91	20.98	104.91	20.98	
Hart House	-	13.00	65.00	13.00	65.00	13.00	-	12.73	63.67	12.73	63.67	12.73	
Health Service	-	3.62	18.08	3.62	18.08	3.62	-	3.55	17.73	3.55	17.73	3.55	
Student Services	-	11.54	57.70	11.54	57.70	11.54	-	11.26	56.29	11.26	56.29	11.26	
Student Affairs	-	4.86	24.31	4.86	24.31	4.86	-	4.77	23.84	4.77	23.84	4.77	
Total	0.00	100.58	534.68	173.89	534.68	173.89	0.00	95.39	507.77	167.12	507.77	167.12	
Change From Previous Year		+5.4%	+5.3%	+4.1%	+5.3%	+4.1%		+3.1%	+22.4%	+69.7%	+22.4%	+69.7%	
Fall + Winter:						Full-time 1,069.36	Fall + Winter:						Full-time 1,015.54
						Part-time 347.78							Part-time 334.24

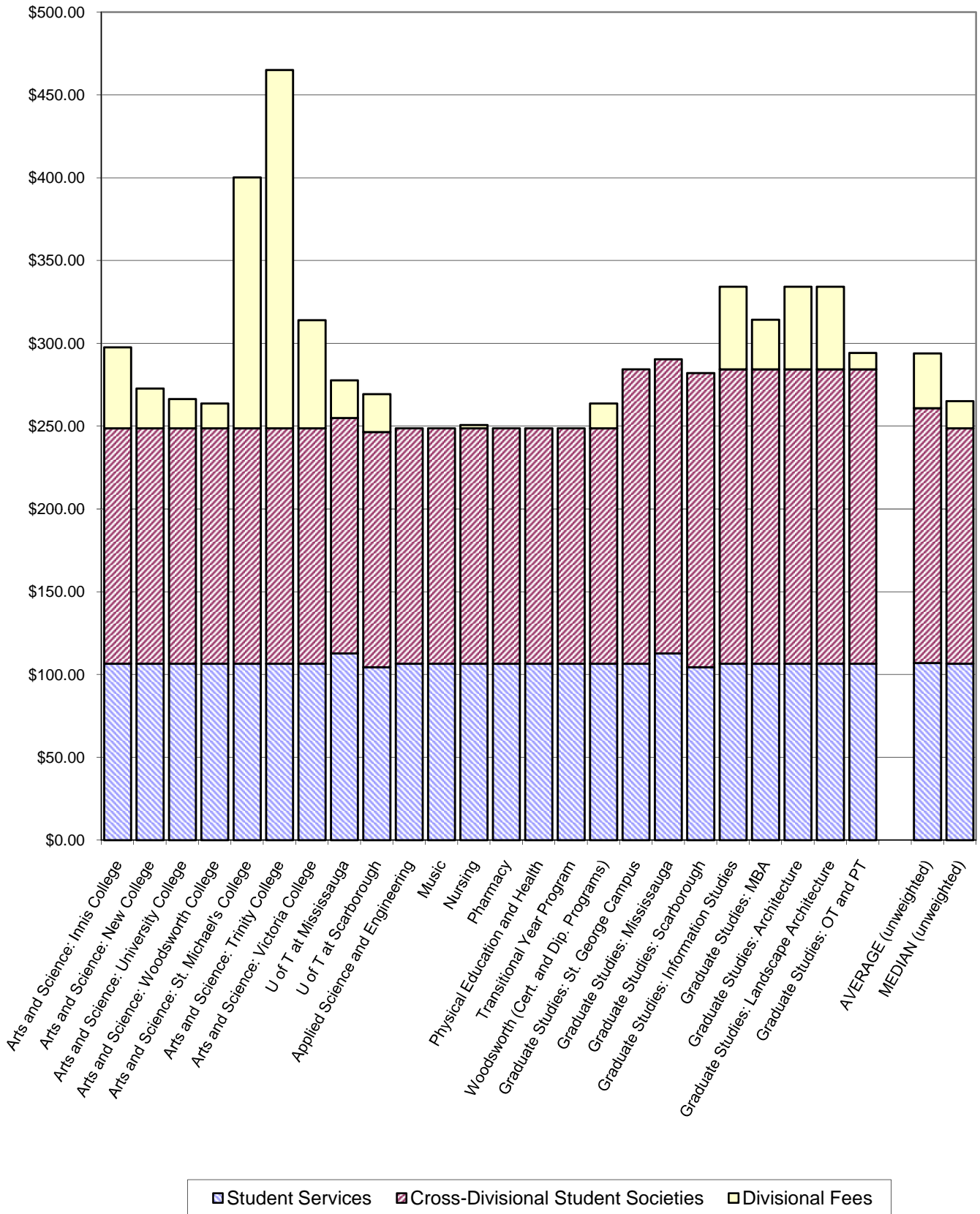
Graduate Studies Occupational Therapy and Physical Therapy	Summer 2007		Fall 2007		Winter 2008		Summer 2006		Fall 2006		Winter 2007		
	Full-time	Part-time	Full-time	Part-time	Full-time	Part-time	Full-time	Part-time	Full-time	Part-time	Full-time	Part-time	
Occupational Therapy & Physical Therapy Graduate Students Council	-	0.00	5.00	5.00	5.00	5.00	-	0.00	5.00	5.00	5.00	5.00	
Graduate Students' Union	-	42.86	206.07	91.17	206.07	91.17	-	42.10	201.33	88.83	201.33	88.83	
Athletics & Recreation	-	24.70	123.52	24.70	123.52	24.70	-	20.98	104.91	20.98	104.91	20.98	
Hart House	-	13.00	65.00	13.00	65.00	13.00	-	12.73	63.67	12.73	63.67	12.73	
Health Service	-	3.62	18.08	3.62	18.08	3.62	-	3.55	17.73	3.55	17.73	3.55	
Student Services	-	11.54	57.70	11.54	57.70	11.54	-	11.26	56.29	11.26	56.29	11.26	
Student Affairs	-	4.86	24.31	4.86	24.31	4.86	-	4.77	23.84	4.77	23.84	4.77	
Total	0.00	100.58	499.68	153.89	499.68	153.89	0.00	95.39	472.77	147.12	472.77	147.12	
Change From Previous Year		+5.4%	+5.7%	+4.6%	+5.7%	+4.6%		+3.1%	+24.5%	+87.5%	+24.5%	+87.5%	
Fall + Winter:						Full-time 999.36	Fall + Winter:						Full-time 945.54
						Part-time 307.78							Part-time 294.24

Typical Fall/Winter Incidental Fees (Full-time Students)

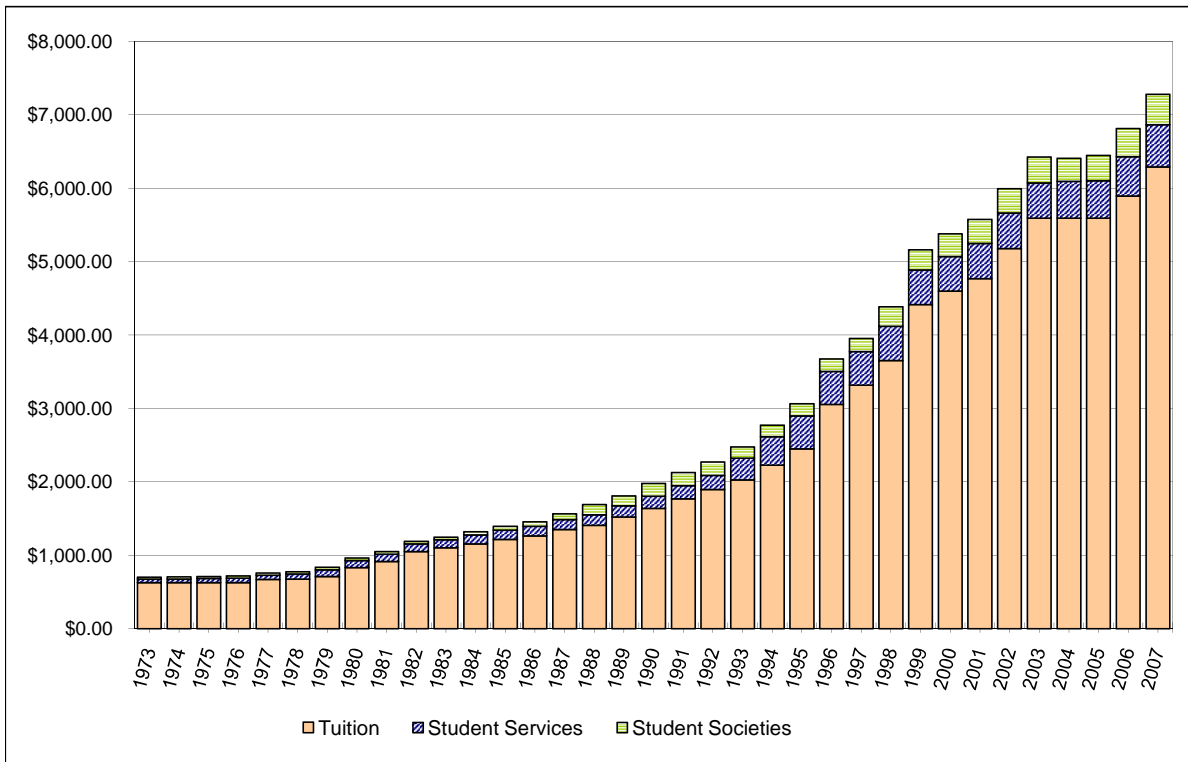


Compulsory Non-Academic Incidental Fees

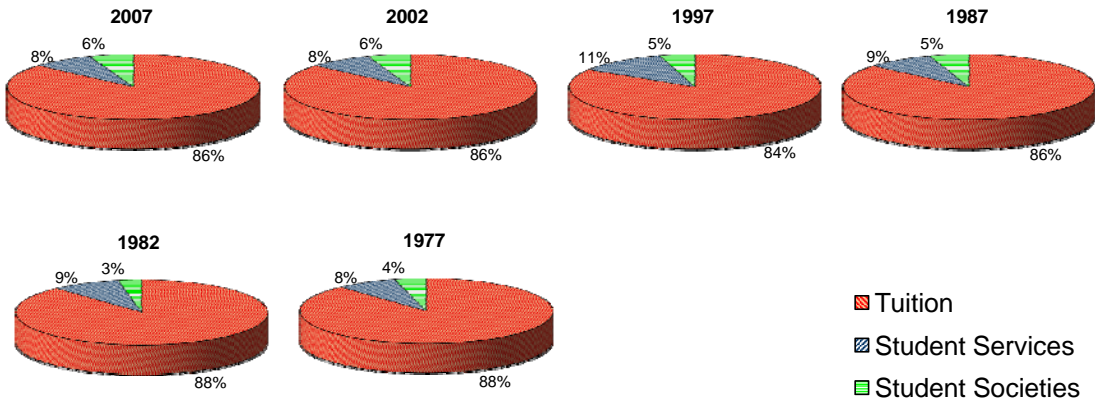
Typical Fall/Winter Incidental Fees (Part-time Students)



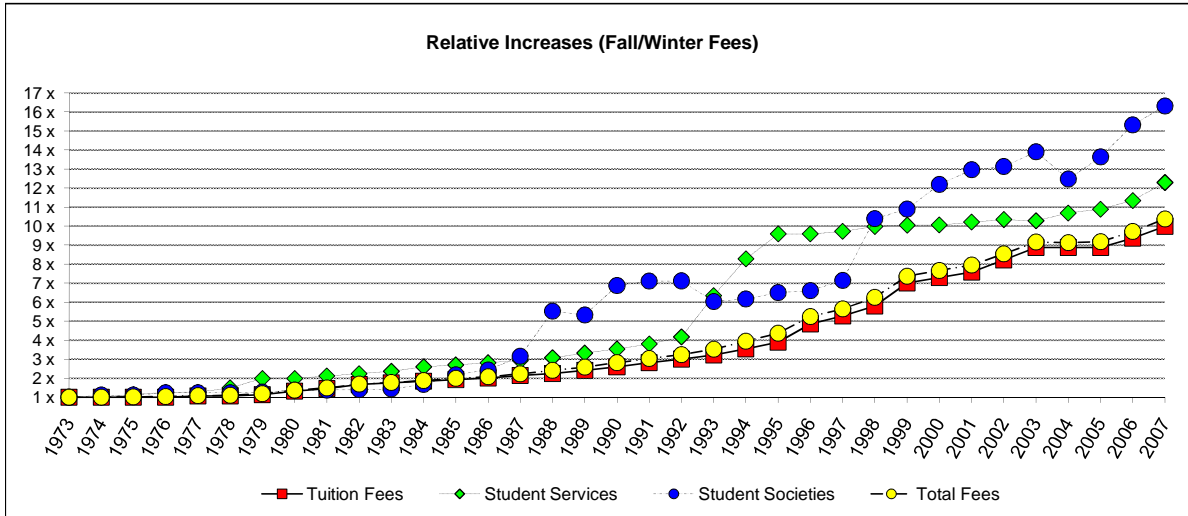
Typical Fall-Winter Full-time Student Fees Since 1973



The fees for a "typical fall-winter full-time student" are the average fees charged through the fall and winter academic period to a full-time University College student (with a course load of 5.0 FCE) and a full-time first year Applied Science and Engineering student. See next page for data.



Compulsory Non-Academic Incidental Fees



Data Used for Charts on Pages 11-12

YEAR	RELATIVE CHANGES				TOTAL FALL-WINTER FEES				STUDENT SERVICE FEES				STUDENT SOCIETY FEES		
	Tuition Fees	Student Services	Student Societies	Total Fees	Tuition Fees	Student Services (Total)	Student Societies (UC/Eng. Ave+SAC)	Total Fees	Athletics & Recreation	Hart House	Health Service	Student Services + Student Affairs	U.C. Lit. + ASSU	Eng. Society	SAC St. George + Varsity + CIUT
1973	1.00	1.00	1.00	1.00	\$630.00	\$47.00	\$25.25	\$702.25	\$15.00	\$20.00	\$12.00		\$10.00	\$12.50	\$14.00
1974	1.00	1.00	1.11	1.00	\$630.00	\$47.00	\$28.00	\$705.00	\$15.00	\$20.00	\$12.00		\$10.00	\$15.00	\$15.50
1975	1.00	1.15	1.11	1.01	\$630.00	\$54.00	\$28.00	\$712.00	\$20.00	\$22.00	\$12.00		\$10.00	\$15.00	\$15.50
1976	1.00	1.26	1.23	1.03	\$630.00	\$59.00	\$31.00	\$720.00	\$25.00	\$22.00	\$12.00		\$16.00	\$17.00	\$14.50
1977	1.06	1.27	1.23	1.08	\$670.00	\$59.50	\$31.00	\$760.50	\$25.00	\$22.00	\$12.50		\$16.00	\$17.00	\$14.50
1978	1.07	1.49	1.23	1.11	\$675.00	\$70.00	\$31.00	\$776.00	\$26.50	\$25.00	\$18.50		\$16.00	\$17.00	\$14.50
1979	1.13	1.99	1.27	1.19	\$710.00	\$93.50	\$32.00	\$835.50	\$43.00	\$32.00	\$18.50		\$18.00	\$17.00	\$14.50
1980	1.33	1.99	1.37	1.37	\$835.00	\$93.50	\$34.50	\$963.00	\$43.00	\$32.00	\$18.50		\$18.00	\$22.00	\$14.50
1981	1.45	2.12	1.37	1.49	\$915.00	\$99.50	\$34.50	\$1,049.00	\$47.00	\$34.00	\$18.50		\$18.00	\$22.00	\$14.50
1982	1.67	2.24	1.41	1.70	\$1,050.00	\$105.25	\$35.50	\$1,190.75	\$49.75	\$37.00	\$18.50		\$20.00	\$22.00	\$14.50
1983	1.75	2.36	1.44	1.78	\$1,102.00	\$111.00	\$36.25	\$1,249.25	\$52.50	\$40.00	\$18.50		\$20.00	\$22.00	\$15.25
1984	1.84	2.60	1.67	1.88	\$1,157.00	\$122.00	\$42.25	\$1,321.25	\$55.50	\$43.00	\$23.50		\$26.00	\$22.00	\$18.25
1985	1.93	2.70	2.17	1.99	\$1,215.00	\$126.75	\$54.88	\$1,396.63	\$58.25	\$45.00	\$23.50		\$26.00	\$41.25	\$21.25
1986	2.01	2.81	2.43	2.08	\$1,265.00	\$132.25	\$61.38	\$1,458.63	\$60.75	\$48.00	\$23.50		\$26.00	\$46.75	\$25.00
1987	2.14	2.93	3.15	2.23	\$1,350.00	\$137.50	\$79.54	\$1,567.04	\$63.50	\$50.50	\$23.50		\$40.75	\$49.75	\$34.29
1988	2.24	3.07	5.52	2.41	\$1,410.00	\$144.25	\$139.42	\$1,693.67	\$67.75	\$53.00	\$23.50		\$40.75	\$155.50	\$41.29
1989	2.41	3.32	5.32	2.58	\$1,520.00	\$156.00	\$134.29	\$1,810.29	\$72.25	\$56.75	\$27.00		\$44.50	\$155.50	\$34.29
1990	2.60	3.54	6.87	2.82	\$1,640.00	\$166.25	\$173.50	\$1,979.75	\$76.75	\$61.00	\$28.50		\$52.50	\$160.50	\$67.00
1991	2.81	3.80	7.11	3.03	\$1,770.00	\$178.50	\$179.47	\$2,127.97	\$81.25	\$65.90	\$31.35		\$52.50	\$167.00	\$69.72
1992	3.01	4.16	7.11	3.23	\$1,895.00	\$195.65	\$179.64	\$2,270.29	\$87.00	\$75.40	\$33.25		\$52.50	\$167.87	\$69.45
1993	3.22	6.34	6.03	3.53	\$2,027.65	\$297.92	\$152.35	\$2,477.92	\$94.50	\$108.50	\$33.25	\$61.67	\$54.75	\$168.34	\$40.80
1994	3.54	8.27	6.16	3.95	\$2,228.00	\$388.49	\$155.56	\$2,772.05	\$117.00	\$113.90	\$34.25	\$123.34	\$56.75	\$170.92	\$41.72
1995	3.89	9.58	6.50	4.36	\$2,451.00	\$450.15	\$164.12	\$3,065.27	\$117.00	\$113.90	\$34.25	\$185.00	\$41.75	\$176.00	\$55.24
1996	4.85	9.58	6.60	5.23	\$3,057.00	\$450.15	\$166.63	\$3,673.78	\$117.00	\$113.90	\$34.25	\$185.00	\$41.75	\$176.76	\$57.37
1997	5.27	9.71	7.14	5.63	\$3,319.90	\$456.40	\$180.26	\$3,956.56	\$163.42	\$115.61	\$34.25	\$143.12	\$43.75	\$195.56	\$60.60
1998	5.80	9.97	10.39	6.24	\$3,654.00	\$468.70	\$262.28	\$4,384.98	\$168.81	\$119.66	\$34.25	\$145.98	\$43.75	\$195.82	\$142.49
1999	7.01	10.04	10.89	7.35	\$4,417.50	\$472.07	\$274.96	\$5,164.53	\$172.18	\$119.66	\$34.25	\$145.98	\$44.00	\$196.15	\$154.88
2000	7.30	10.05	12.19	7.66	\$4,600.50	\$472.37	\$307.87	\$5,380.74	\$173.16	\$119.66	\$34.25	\$145.30	\$44.00	\$201.96	\$184.89
2001	7.57	10.20	12.96	7.94	\$4,771.00	\$479.35	\$327.23	\$5,577.58	\$179.56	\$120.24	\$34.25	\$145.30	\$44.00	\$201.96	\$204.25
2002	8.22	10.33	13.13	8.54	\$5,178.50	\$485.62	\$331.51	\$5,995.63	\$179.56	\$124.39	\$34.25	\$147.42	\$44.00	\$177.38	\$220.82
2003	8.88	10.27	13.90	9.15	\$5,592.50	\$482.68	\$351.04	\$6,426.22	\$183.16	\$116.54	\$34.26	\$148.72	\$44.04	\$175.48	\$241.28
2004	8.88	10.68	12.48	9.13	\$5,592.50	\$501.94	\$315.00	\$6,409.44	\$195.38	\$120.62	\$34.26	\$151.68	\$44.04	\$176.68	\$204.64
2005	8.88	10.88	13.64	9.18	\$5,592.50	\$511.30	\$344.38	\$6,448.18	\$199.28	\$123.04	\$34.26	\$154.72	\$44.04	\$208.44	\$218.14
2006	9.36	11.34	15.32	9.71	\$5,896.50	\$532.88	\$386.84	\$6,816.22	\$209.82	\$127.34	\$35.46	\$160.26	\$50.26	\$209.30	\$257.06
2007	9.99	12.28	16.31	10.37	\$6,292.00	\$577.22	\$411.75	\$7,280.97	\$247.04	\$130.00	\$36.16	\$164.02	\$50.48	\$215.30	\$278.86

NOTES ON DATA:

- 1) Prior to 1996-97, tuition is reported as the academic fees paid by either a full-time Applied Science and Engineering student or a full-time Arts & Science student with a course load of 5.0 FCE. Beginning in 1996-97, tuition is reported as the average paid by a full-time year 1 Applied Science and Engineering student and a full-time Arts & Science student with a course load of 5.0 FCE.
- 2) Prior to 1977-78, the Athletics and Recreation fee is reported as the average of the men's athletics fee and the women's athletics fee.
- 3) The Athletics & Recreation and Hart House fees for 1982-83 are reported as the average of the 1981-82 and 1983-84 fees as no records of the 1982-83 fees are available.

Compulsory Non-Academic Incidental Fees

Schedule 1: Student Society Fees

Student Societies	Summer 2007		Fall 2007		Winter 2008		Summer 2006		Fall 2006		Winter 2007	
	Full-time	Part-time	Full-time	Part-time	Full-time	Part-time	Full-time	Part-time	Full-time	Part-time	Full-time	Part-time
Arts & Science Students' Union												
Society	7.50		7.50		7.50		7.50		7.50		7.50	
TOTAL	\$7.50	\$0.00	\$7.50	\$0.00	\$7.50	\$0.00	\$7.50	\$0.00	\$7.50	\$0.00	\$7.50	\$0.00
Change From Previous Year	+0.0%		+0.0%		+0.0%		+36.4%		+36.4%		+36.4%	
	+0.00		+0.00		+0.00		+2.00		+2.00		+2.00	
Association of Part-time Undergraduate Students												
Society		13.65		13.65		13.65		13.65		13.65		13.65
Ontario Public Interest Research Group (refundable)		1.00		0.50		0.50		1.00		0.50		0.50
Canadian Federation of Students (CFS) & CFS-Ontario (cost of living increases permitted without referendum - approved fall 2002)		3.27		3.31		3.31		3.20		3.27		3.27
Accident & Prescription Drug Insurance Plan (refundable; increases up to 10% permitted without referendum - approved spring 1994) – See Note 6				26.67		26.67				24.24		24.24
Provincial Sales Tax on Accident & Prescription Drug Insurance Plan (refundable)				2.13		2.13				1.94		1.94
Dental Plan (refundable; increases up to 10% permitted without referendum - approved spring of 2005) – See Note 5				25.42		25.42				25.42		25.42
Provincial Sales Tax on Dental Plan (refundable)				2.03		2.03				2.03		2.03
TOTAL	\$0.00	\$17.92	\$0.00	\$73.71	\$0.00	\$73.71	\$0.00	\$17.85	\$0.00	\$71.05	\$0.00	\$71.05
Change From Previous Year		+0.4%		+3.7%		+3.7%		+26.2%		+5.5%		+5.5%
		+0.07		+2.66		+2.66		+3.71		+3.72		+3.72
Cardiovascular Sciences Collaborative Program Student Association												
Society - See Note 4			5.00	5.00	5.00	5.00			5.00	5.00	5.00	5.00
TOTAL	\$0.00	\$0.00	\$5.00	\$5.00	\$5.00	\$5.00	\$0.00	\$0.00	\$5.00	\$5.00	\$5.00	\$5.00
Change From Previous Year		+0.0%	+0.0%	+0.0%	+0.0%	+0.0%		+0.0%	+0.0%	+0.0%	+0.0%	+0.0%
		+0.00	+0.00	+0.00	+0.00	+0.00		+0.00	+0.00	+0.00	+0.00	+0.00
Dental Students' Society												
Society (cost of living increases permitted without referendum - approved spring 1994)			15.00		15.00				15.00		15.00	
TOTAL	\$0.00	\$0.00	\$15.00	\$0.00	\$15.00	\$0.00	\$0.00	\$0.00	\$15.00	\$0.00	\$15.00	\$0.00
Change From Previous Year			+0.0%		+0.0%				+0.0%		+0.0%	
			+0.00		+0.00				+0.00		+0.00	
Engineering Society												
Society (cost of living increases permitted to the full-time amount without referendum - approved spring 1991) – See Note 7			21.27	20.99	21.27	20.99			21.27		21.27	
Engineering Career Centre (through 2008-09; referendum required for continuation)			12.50		12.50				12.50		12.50	
Engineering Athletic Association			4.50		4.50				4.50		4.50	
Formula SAE Racing Team (through 2008-09; referendum required for continuation)			2.00		2.00				1.50		1.50	
Blue Sky Solar Car Team (through 2007-08; referendum required for continuation)			2.38		2.38				2.38		2.38	
Special Projects Levy (through 2007-08; referendum required for continuation)			50.00		50.00				50.00		50.00	
Atrium Renovation Project (through 2008-09; referendum required for continuation)			12.50		12.50				12.50		12.50	
Human Powered Vehicle Design (through 2008-09; referendum required for continuation)			1.25		1.25							
Engineers Without Borders (through 2008-09; referendum required for continuation)			1.25		1.25							
TOTAL	\$0.00	\$0.00	\$107.65	\$20.99	\$107.65	\$20.99	\$0.00	\$0.00	\$104.65	\$0.00	\$104.65	\$0.00
Change From Previous Year			+2.9%	(new)	+2.9%	(new)			+0.4%		+0.4%	
			+3.00		+3.00				+0.43		+0.43	
Erindale Part-time Undergraduate Students												
Society		2.00		1.00		1.00		2.00		1.00		1.00
Student Centre Levy (reduced to \$3.75 per session beginning in Fall 2009)		15.60		7.80		7.80		15.60		7.80		7.80
TOTAL	\$0.00	\$17.60	\$0.00	\$8.80	\$0.00	\$8.80	\$0.00	\$17.60	\$0.00	\$8.80	\$0.00	\$8.80
Change From Previous Year		+0.0%		+0.0%		+0.0%		+0.0%		+0.0%		+0.0%
		+0.00		+0.00		+0.00		+0.00		+0.00		+0.00
Graduate Business Council												
Society (cost of living increases permitted without referendum - approved spring 2006)		20.00	30.00	15.00	30.00	15.00		20.00	30.00	15.00	30.00	15.00
TOTAL	\$0.00	\$20.00	\$30.00	\$15.00	\$30.00	\$15.00	\$0.00	\$20.00	\$30.00	\$15.00	\$30.00	\$15.00
Change From Previous Year		+0.0%	+0.0%	+0.0%	+0.0%	+0.0%		+0.0%	+50.0%	+50.0%	+50.0%	+50.0%
		+0.00	+0.00	+0.00	+0.00	+0.00		+0.00	+10.00	+5.00	+10.00	+5.00
Graduate Architecture, Landscape & Design Student Union (all AL&D students)												
Society – See Note 8			40.00	25.00	40.00	25.00			42.50	25.00	42.50	25.00
TOTAL	\$0.00	\$0.00	\$40.00	\$25.00	\$40.00	\$25.00	\$0.00	\$0.00	\$42.50	\$25.00	\$42.50	\$25.00
Change From Previous Year			-5.9%	+0.0%	-5.9%	+0.0%			+0.0%	+0.0%	+0.0%	+0.0%
			-2.50	+0.00	-2.50	+0.00			+0.00	+0.00	+0.00	+0.00

Compulsory Non-Academic Incidental Fees

Student Societies	Summer 2007		Fall 2007		Winter 2008		Summer 2006		Fall 2006		Winter 2007	
	Full-time	Part-time	Full-time	Part-time	Full-time	Part-time	Full-time	Part-time	Full-time	Part-time	Full-time	Part-time
Graduate Students' Union												
Society (cost of living increases permitted without referendum - approved spring 1990)		28.95	28.95	14.48	28.95	14.48		28.35	28.95	14.48	28.95	14.48
Canadian Federation of Students (CFS) & CFS-Ontario (cost of living increases permitted without referendum - approved spring 1998)	6.87		7.00	3.50	7.00	3.50	6.71	6.87	3.44	6.87	3.44	
Ontario Public Interest Research Group (refundable)	2.50		2.50	1.25	2.50	1.25	2.50	2.50	1.25	2.50	1.25	
Downtown Legal Services (refundable)	1.50		1.50	0.75	1.50	0.75	1.50	1.50	0.75	1.50	0.75	
Women's Centre (refundable)	0.50		0.50	0.25	0.50	0.25	0.50	0.50	0.25	0.50	0.25	
<i>The Peer Review</i> (refundable; cost of living increases permitted without referendum - approved spring 2004)		2.54	2.54	2.54	2.54	2.54	2.54	2.54	2.54	2.54	2.54	
Supplementary Health Coverage (refundable; increases up to health industry index permitted without referendum - current provisions approved spring 1999)			86.28		86.28			84.12		84.12		
Supplementary Health Coverage Administrative Fee (refundable)			1.50		1.50			1.50		1.50		
Provincial Sales Tax on Supplementary Health Coverage (refundable)			6.90		6.90			6.73		6.73		
Dental Plan (refundable; increases up to dental industry index permitted without referendum - current provisions approved spring 2006)			61.94	61.94	61.94	61.94		59.83	59.83	59.83	59.83	
Dental Plan Administrative Fee (refundable)			1.50	1.50	1.50	1.50		1.50	1.50	1.50	1.50	
Provincial Sales Tax on Dental Plan (refundable)			4.96	4.96	4.96	4.96		4.79	4.79	4.79	4.79	
TOTAL	\$0.00	\$42.86	\$206.07	\$91.17	\$206.07	\$91.17	\$0.00	\$42.10	\$201.33	\$88.83	\$201.33	\$88.83
Change From Previous Year		+1.8%	+2.4%	+2.6%	+2.4%	+2.6%		+1.6%	+69.1%	+297.8%	+69.1%	+297.8%
		+0.76	+4.74	+2.34	+4.74	+2.34		+0.68	+82.30	+66.50	+82.30	+66.50
Information Studies Student Council/Doctoral Students Association												
Technology Upgrade Fund (through 2008-09; referendum required for continuation) – see note 9			50.00	25.00	50.00	25.00			50.00	25.00	50.00	25.00
TOTAL	\$0.00	\$0.00	\$50.00	\$25.00	\$50.00	\$25.00	\$0.00	\$0.00	\$50.00	\$25.00	\$50.00	\$25.00
Change From Previous Year			+0.0%	+0.0%	+0.0%	+0.0%			+0.0%	+0.0%	+0.0%	+0.0%
			+0.00	+0.00	+0.00	+0.00			+0.00	+0.00	+0.00	+0.00
Innis College Student Society												
Society (cost of living increases permitted without referendum - approved spring 2000)			18.21	18.21	18.21	18.21		18.21	18.21	18.21	18.21	
Harold Innis Foundation			0.50	0.50	0.50	0.50		0.50	0.50	0.50	0.50	
Refugee Student Fund			3.50	3.50	3.50	3.50		3.50	3.50	3.50	3.50	
TOTAL	\$0.00	\$0.00	\$22.21	\$22.21	\$22.21	\$22.21	\$0.00	\$0.00	\$22.21	\$22.21	\$22.21	\$22.21
Change From Previous Year			+0.0%	+0.0%	+0.0%	+0.0%			+0.0%	+0.0%	+0.0%	+0.0%
			+0.00	+0.00	+0.00	+0.00			+0.00	+0.00	+0.00	+0.00
Medical Society												
Society			23.77		23.77				23.77		23.77	
Canadian Federation of Medical Students			5.50		5.50				5.50		5.50	
TOTAL	\$0.00	\$0.00	\$29.27	\$0.00	\$29.27	\$0.00	\$0.00	\$0.00	\$29.27	\$0.00	\$29.27	\$0.00
Change From Previous Year			+0.0%		+0.0%				+0.0%		+0.0%	
			+0.00		+0.00				+0.00		+0.00	
The Medium												
Society			3.63	1.21	3.63	1.21			3.63	1.21	3.63	1.21
TOTAL	\$0.00	\$0.00	\$3.63	\$1.21	\$3.63	\$1.21	\$0.00	\$0.00	\$3.63	\$1.21	\$3.63	\$1.21
Change From Previous Year			+0.0%	+0.0%	+0.0%	+0.0%			+0.0%	+0.0%	+0.0%	+0.0%
			+0.00	+0.00	+0.00	+0.00			+0.00	+0.00	+0.00	+0.00
U of T at Mississauga Athletics Council												
Society	2.77	2.77	4.30	1.39	4.30	1.39	2.77	2.77	4.30	1.39	4.30	1.39
TOTAL	\$2.77	\$2.77	\$4.30	\$1.39	\$4.30	\$1.39	\$2.77	\$2.77	\$4.30	\$1.39	\$4.30	\$1.39
Change From Previous Year	+0.0%	+0.0%	+0.0%	+0.0%	+0.0%	+0.0%	+0.0%	+0.0%	+0.0%	+0.0%	+0.0%	+0.0%
	+0.00	+0.00	+0.00	+0.00	+0.00	+0.00	+0.00	+0.00	+0.00	+0.00	+0.00	+0.00
U of T at Mississauga Students' Union (formerly the Erindale College Student Union)												
Society (cost of living increases permitted without referendum - approved spring 2006)	12.13		12.26		12.26		12.13		12.13		12.13	
Library Enhancement Fund	0.00		0.00		0.00		5.00		0.00		0.00	
Student Centre Levy (reduced to \$12.50 per session beginning in Fall 2009)	26.00		26.00		26.00		26.00		26.00		26.00	
On Campus First Aid Emergency Response	0.20		0.20		0.20		0.20		0.20		0.20	
Blind Duck Pub (refundable)	3.25		3.25		3.25				3.25		3.25	
Club Funding and Resources	1.26		1.26		1.26				1.26		1.26	
Mississauga Transit Upass (fall and winter only; increases up to 8% permitted without referendum - approved spring of 2007)			44.50		44.50							
Academic Societies (cost of living increases permitted without referendum - approved spring 2007)			0.89		0.89							
TOTAL	\$42.84	\$0.00	\$88.36	\$0.00	\$88.36	\$0.00	\$43.33	\$0.00	\$42.84	\$0.00	\$42.84	\$0.00
Change From Previous Year	-1.1%		+106.3%		+106.3%		+0.5%		-1.1%		-1.1%	
	-0.49		+45.52		+45.52		+0.20		-0.49		-0.49	
Music Undergraduate Society												
Society			7.50		7.50				7.50		7.50	
TOTAL	\$0.00	\$0.00	\$7.50	\$0.00	\$7.50	\$0.00	\$0.00	\$0.00	\$7.50	\$0.00	\$7.50	\$0.00
Change From Previous Year			+0.0%		+0.0%				+0.0%		+0.0%	
			+0.00		+0.00				+0.00		+0.00	

Compulsory Non-Incidental Fees

Student Societies	Summer 2007		Fall 2007		Winter 2008		Summer 2006		Fall 2006		Winter 2007	
	Full-time	Part-time	Full-time	Part-time	Full-time	Part-time	Full-time	Part-time	Full-time	Part-time	Full-time	Part-time
New College Student Council												
Society			16.00	6.00	16.00	6.00			16.00	6.00	16.00	6.00
Admission Scholarships			1.00	1.00	1.00	1.00			1.00	1.00	1.00	1.00
Computing Facilities and Capital Fund (through 2011-12; referendum required for continuation)			10.00	5.00	10.00	5.00			10.00	5.00	10.00	5.00
TOTAL	\$0.00	\$0.00	\$27.00	\$12.00	\$27.00	\$12.00	\$0.00	\$0.00	\$27.00	\$12.00	\$27.00	\$12.00
Change From Previous Year			+0.0%	+0.0%	+0.0%	+0.0%			+0.0%	+0.0%	+0.0%	+0.0%
			+0.00	+0.00	+0.00	+0.00			+0.00	+0.00	+0.00	+0.00
Nursing Students' Council												
Society			17.00		17.00				17.00		17.00	
Canadian Nursing Students Association			2.50	1.00	2.50	1.00			2.50	1.00	2.50	1.00
TOTAL	\$0.00	\$0.00	\$19.50	\$1.00	\$19.50	\$1.00	\$0.00	\$0.00	\$19.50	\$1.00	\$19.50	\$1.00
Change From Previous Year			+0.0%	+0.0%	+0.0%	+0.0%			+0.0%	+0.0%	+0.0%	+0.0%
			+0.00	+0.00	+0.00	+0.00			+0.00	+0.00	+0.00	+0.00
Undergraduate Pharmacy Society												
Society (cost of living increases permitted without referendum - approved spring 1991)			17.38		17.38				17.38		17.38	
Canadian Association of Pharmacy Students and Interns			5.50		5.50				5.50		5.50	
Graduation Events			7.50		7.50				7.50		7.50	
TOTAL	\$0.00	\$0.00	\$30.38	\$0.00	\$30.38	\$0.00	\$0.00	\$0.00	\$30.38	\$0.00	\$30.38	\$0.00
Change From Previous Year			+0.0%		+0.0%				+0.0%		+0.0%	
			+0.00		+0.00				+0.00		+0.00	
Occupational Therapy & Physical Therapy Graduate Students Council												
Society			5.00	5.00	5.00	5.00			5.00	5.00	5.00	5.00
TOTAL	\$0.00	\$0.00	\$5.00	\$5.00	\$5.00	\$5.00	\$0.00	\$0.00	\$5.00	\$5.00	\$5.00	\$5.00
Change From Previous Year			+0.0%	+0.0%	+0.0%	+0.0%			+0.0%	+0.0%	+0.0%	+0.0%
			+0.00	+0.00	+0.00	+0.00			+0.00	+0.00	+0.00	+0.00
Physical Education & Health Undergraduate Association												
Society			17.50		17.50				17.50		17.50	
TOTAL	\$0.00	\$0.00	\$17.50	\$0.00	\$17.50	\$0.00	\$0.00	\$0.00	\$17.50	\$0.00	\$17.50	\$0.00
Change From Previous Year			+0.0%		+0.0%				+0.0%		+0.0%	
			+0.00		+0.00				+0.00		+0.00	
Scarborough College Athletic Association												
Society			3.50		3.50				3.50		3.50	
TOTAL	\$0.00	\$0.00	\$3.50	\$0.00	\$3.50	\$0.00	\$0.00	\$0.00	\$3.50	\$0.00	\$3.50	\$0.00
Change From Previous Year			+0.0%		+0.0%				+0.0%		+0.0%	
			+0.00		+0.00				+0.00		+0.00	
Scarborough Campus Community Radio (CSCR)												
Society (cost of living increases permitted without referendum - approved spring 2007)			3.50		3.50				2.00		2.00	
TOTAL	\$0.00	\$0.00	\$3.50	\$0.00	\$3.50	\$0.00	\$0.00	\$0.00	\$2.00	\$0.00	\$2.00	\$0.00
Change From Previous Year			+75.0%		+75.0%				+0.0%		+0.0%	
			+1.50		+1.50				+0.00		+0.00	
Scarborough Campus Students' Union												
Society (cost of living increases permitted without referendum - approved fall 2002)	22.55	1.23	22.80	1.24	22.80	1.24	22.09	1.20	22.55	1.23	22.55	1.23
Refugee Student Program (through 2007-08; SCSU Board approval of continuation)	0.75	0.25	0.75	0.25	0.75	0.25	0.75	0.25	0.75	0.25	0.75	0.25
Student Centre (cost of living increases permitted without referendum - approved spring 2001)	32.93	9.87	33.29	9.98	33.29	9.98	32.25	9.67	32.93	9.87	32.93	9.87
Women's Centre (refundable)	1.50		1.50		1.50		1.50		1.50		1.50	
Downtown Legal Services (refundable)	0.50		0.50		0.50		0.50		0.50		0.50	
Orientation (refundable)	0.50		0.50		0.50		0.50		0.50		0.50	
Blue Sky Solar Car Team (refundable)	0.13		0.13		0.13		0.13		0.13		0.13	
Day Care Subsidy (refundable)	0.50		0.50		0.50		0.50		0.50		0.50	
Wheelchair Accessibility Projects	1.00		1.00		1.00		1.00		1.00		1.00	
Refugee Student Fund	0.30		0.30		0.30		0.30		0.30		0.30	
Health Initiatives in Developing Countries (refundable)	0.25		0.25		0.25		0.25		0.25		0.25	
Foster Children Program	0.05		0.05		0.05		0.05		0.05		0.05	
U of T Environmental Resource Network (refundable)	0.25		0.25		0.25		0.25		0.25		0.25	
Canadian Federation of Students (CFS) & CFS-Ontario (cost of living increases permitted without referendum - approved fall 2002)	6.52		6.59		6.59		6.39		6.52		6.52	
Frontier College Students for Literacy - UTSC (refundable; fall and winter only)	0.00	0.00	0.50	0.10	0.50	0.10	0.00	0.00	0.50	0.10	0.50	0.10
Accident & Prescription Drug Insurance Plan (refundable; increases up to 10% permitted without referendum - current provisions approved spring of 1998) - See Note 2			37.79		37.79				34.08		34.08	
Accident & Prescription Drug Insurance Plan Administration Fee (refundable; increases up to 10% permitted without referendum - current provisions approved spring of 1998)			3.22		3.22				3.22		3.22	
Provincial Sales Tax on Accident & Prescription Drug Insurance Plan (refundable)			3.02		3.02				2.73		2.73	
Dental Plan (refundable; increases up to 10% permitted without referendum - approved spring of 1998) - See Note 1			35.97		35.97				32.44		32.44	
Dental Plan Administration Fee (refundable; increases up to 10% permitted without referendum - current provisions approved spring of 1998)			3.22		3.22				3.22		3.22	
Provincial Sales Tax on Dental Plan (refundable)			2.88		2.88				2.59		2.59	
TOTAL	\$67.73	\$11.35	\$155.01	\$11.57	\$155.01	\$11.57	\$66.46	\$11.12	\$146.51	\$11.45	\$146.51	\$11.45
Change From Previous Year	+1.9%	+2.1%	+5.8%	+1.0%	+5.8%	+1.0%	+1.7%	+1.8%	+0.0%	+2.0%	+0.0%	+2.0%
	+1.27	+0.23	+8.50	+0.12	+8.50	+0.12	+1.13	+0.20	+0.02	+0.23	+0.02	+0.23

Compulsory Non-Academic Incidental Fees

Student Societies	Summer 2007		Fall 2007		Winter 2008		Summer 2006		Fall 2006		Winter 2007	
	Full-time	Part-time	Full-time	Part-time	Full-time	Part-time	Full-time	Part-time	Full-time	Part-time	Full-time	Part-time
Scarborough College Students' Press (<i>The Underground</i>)												
Society			3.50		3.50				3.50		3.50	
TOTAL	\$0.00	\$0.00	\$3.50	\$0.00	\$3.50	\$0.00	\$0.00	\$0.00	\$3.50	\$0.00	\$3.50	\$0.00
Change From Previous Year			+0.0%		+0.0%				+0.0%		+0.0%	
			+0.00		+0.00				+0.00		+0.00	
Student Teachers' Union												
Society			6.50		6.50				25.00		25.00	
Teacher Employment Preparation Centre			0.00		0.00				5.00		5.00	
TOTAL	\$0.00	\$0.00	\$6.50	\$0.00	\$6.50	\$0.00	\$0.00	\$0.00	\$30.00	\$0.00	\$30.00	\$0.00
Change From Previous Year			-78.3%		-78.3%				+0.0%		+0.0%	
			-23.50		-23.50				+0.00		+0.00	
Students' Administrative Council – St. George Campus												
Society (cost of living increases permitted without referendum - approved spring 1991)	15.52		15.69		15.69		15.28		15.52		15.52	
Women's Centre (refundable)	1.50		1.50		1.50		1.50		1.50		1.50	
Sexual Education & Peer Counselling Centre (refundable)	0.25		0.25		0.25		0.25		0.25		0.25	
Downtown Legal Services (refundable)	1.50		1.50		1.50		1.50		1.50		1.50	
Ontario Public Interest Research Group (refundable)	0.50		0.50		0.50		0.50		0.50		0.50	
Orientation (refundable)	0.50		0.50		0.50		0.50		0.50		0.50	
Blue Sky Solar Racing Car Team (refundable)	0.13		0.13		0.13		0.13		0.13		0.13	
Day Care Subsidy (refundable)	0.50		0.50		0.50		0.50		0.50		0.50	
Wheelchair Accessibility Projects	1.00		1.00		1.00		1.00		1.00		1.00	
Student Refugee Program (cost of living increases permitted without referendum - approved spring 2007)	0.30		0.60		0.60		0.30		0.30		0.30	
Health Initiatives in Developing Countries (refundable)	0.25		0.25		0.25		0.25		0.25		0.25	
Foster Children Program	0.05		0.05		0.05		0.05		0.05		0.05	
U of T Environmental Resource Network (refundable)	0.25		0.50		0.50		0.25		0.25		0.25	
BikeShare (refundable)	0.25		0.25		0.25		0.25		0.25		0.25	
Students for Barrier Free Access (refundable)	1.00		1.00		1.00		1.00		1.00		1.00	
Cinema Studies Students' Union (refundable)	0.25		0.25		0.25		0.25		0.25		0.25	
Canadian Federation of Students (CFS) & CFS-Ontario (cost of living increases permitted without referendum - approved fall 2002)	6.52		6.59		6.59		6.39		6.52		6.52	
Radical Roots (refundable)	0.15		0.15		0.15		0.15		0.15		0.15	
Accident & Prescription Drug Insurance Plan (refundable; increases up to 10% permitted without referendum - current provisions approved spring of 1998)			43.66		43.66				39.43		39.43	
Accident & Prescription Drug Insurance Plan Administration Fee (refundable; increases up to 10% permitted without referendum - current provisions approved spring of 1998)			3.16		3.16				3.16		3.16	
Provincial Sales Tax on Accident & Prescription Drug Insurance Plan (refundable)			3.49		3.49				3.15		3.15	
Dental Plan (refundable; increases up to 10% permitted without referendum - approved spring of 1998) – see note 3			47.22		47.22				42.67		42.67	
Dental Plan Administration Fee (refundable; increases up to 10% permitted without referendum - current provisions approved spring of 1998)			3.16		3.16				3.16		3.16	
Provincial Sales Tax on Dental Plan (refundable)			3.78		3.78				3.41		3.41	
TOTAL	\$30.42	\$0.00	\$135.68	\$0.00	\$135.68	\$0.00	\$30.05	\$0.00	\$125.40	\$0.00	\$125.40	\$0.00
Change From Previous Year	+1.2%		+8.2%		+8.2%		+16.7%		+18.4%		+18.4%	
	+0.37		+10.28		+10.28		+4.30		+19.46		+19.46	

Compulsory Non-Incidental Fees

Student Societies	Summer 2007		Fall 2007		Winter 2008		Summer 2006		Fall 2006		Winter 2007	
	Full-time	Part-time	Full-time	Part-time	Full-time	Part-time	Full-time	Part-time	Full-time	Part-time	Full-time	Part-time
Students' Administrative Council – Mississauga												
Society (cost of living increases permitted without referendum - approved spring 1991)	15.52		15.69		15.69		15.28		15.52		15.52	
Women's Centre (refundable)	0.50		0.50		0.50		0.50		0.50		0.50	
UTM Sexual Education Centre (refundable)	1.00		1.00		1.00		1.00		1.00		1.00	
UTM Women's Centre (refundable)	1.00		1.00		1.00		1.00		1.00		1.00	
Downtown Legal Services (refundable)	0.50		0.50		0.50		0.50		0.50		0.50	
Orientation (refundable)	0.50		0.50		0.50		0.50		0.50		0.50	
Blue Sky Solar Racing Car Team (refundable)	0.13		0.13		0.13		0.13		0.13		0.13	
Day Care Subsidy (refundable)	0.50		0.50		0.50		0.50		0.50		0.50	
Wheelchair Accessibility Projects	1.00		1.00		1.00		1.00		1.00		1.00	
Student Refugee Program (cost of living increases permitted without referendum - approved spring 2007)	0.30		0.60		0.60		0.30		0.30		0.30	
Health Initiatives in Developing Countries (refundable)	0.25		0.25		0.25		0.25		0.25		0.25	
Foster Children Program	0.05		0.05		0.05		0.05		0.05		0.05	
U of T Environmental Resource Network (refundable)	0.25		0.50		0.50		0.25		0.25		0.25	
Canadian Federation of Students (CFS) & CFS-Ontario (cost of living increases permitted without referendum - approved fall 2002)	6.52		6.59		6.59		6.39		6.52		6.52	
Radical Roots (refundable)	0.15		0.15		0.15		0.15		0.15		0.15	
Accident & Prescription Drug Insurance Plan (refundable; increases up to 10% permitted without referendum - current provisions approved spring of 1998)			43.66		43.66				39.43		39.43	
Accident & Prescription Drug Insurance Plan Administration Fee (refundable; increases up to 10% permitted without referendum - current provisions approved spring of 1998)			3.16		3.16				3.16		3.16	
Provincial Sales Tax on Accident & Prescription Drug Insurance Plan (refundable)			3.49		3.49				3.15		3.15	
Dental Plan (refundable; increases up to 10% permitted without referendum - approved spring of 1998) – see note 3			47.22		47.22				42.67		42.67	
Dental Plan Administration Fee (refundable; increases up to 10% permitted without referendum - current provisions approved spring of 1998)			3.16		3.16				3.16		3.16	
Provincial Sales Tax on Dental Plan (refundable)			3.78		3.78				3.41		3.41	
TOTAL	\$28.17	\$0.00	\$133.43	\$0.00	\$133.43	\$0.00	\$27.80	\$0.00	\$123.15	\$0.00	\$123.15	\$0.00
Change From Previous Year	+1.3%	+0.37	+8.3%	+10.28	+8.3%	+10.28	+18.3%	+4.30	+18.8%	+19.46	+18.8%	+19.46
Students' Law Society (All Except First Year J.D. Students)												
Society			20.00		20.00				20.00		20.00	
Public Interest Advocacy Summer Employment Program (refundable)			15.00		15.00				15.00		15.00	
TOTAL	\$0.00	\$0.00	\$35.00	\$0.00	\$35.00	\$0.00	\$0.00	\$0.00	\$35.00	\$0.00	\$35.00	\$0.00
Change From Previous Year			+0.0%	+0.00	+0.0%	+0.00			+0.0%	+0.00	+0.0%	+0.00
Students' Law Society (First Year J.D. Students)												
Society			20.00		20.00				20.00		20.00	
Public Interest Advocacy Summer Employment Program (refundable)			15.00		15.00				15.00		15.00	
Orientation			25.00		25.00				25.00		25.00	
TOTAL	\$0.00	\$0.00	\$60.00	\$0.00	\$60.00	\$0.00	\$0.00	\$0.00	\$60.00	\$0.00	\$60.00	\$0.00
Change From Previous Year			+0.0%	+0.00	+0.0%	+0.00			+0.0%	+0.00	+0.0%	+0.00
Student Association of the Transitional Year Program												
Society			15.00		15.00				15.00		15.00	
TOTAL	\$0.00	\$0.00	\$15.00	\$0.00	\$15.00	\$0.00	\$0.00	\$0.00	\$15.00	\$0.00	\$15.00	\$0.00
Change From Previous Year			+0.0%	+0.00	+0.0%	+0.00			+0.0%	+0.00	+0.0%	+0.00
University College Literary & Athletic Society												
Society (cost of living increases permitted without referendum - approved spring 2006)			10.06	3.37	10.06	3.37			9.95	3.33	9.95	3.33
Refugee Sponsorship Program			1.88	1.88	1.88	1.88			1.88	1.88	1.88	1.88
Special Fund (Capital Fund)			0.50	0.50	0.50	0.50			0.50	0.50	0.50	0.50
<i>The Gargoyle</i>			1.50	1.50	1.50	1.50			1.50	1.50	1.50	1.50
Foster Parents Plan			0.00	0.00	0.00	0.00			0.00	0.00	0.00	0.00
U.C. Review			0.88		0.88				0.88		0.88	
Campus Safety			0.00		0.00				0.00		0.00	
Association of College Program Unions - University College (refundable)			0.66		0.66				0.66		0.66	
Contact U.C.			0.50		0.50				0.50		0.50	
Charity Fund			0.13		0.13				0.13		0.13	
U.C. WUSC Committee			0.13	0.13	0.13	0.13			0.13	0.13	0.13	0.13
Student Aid Fund (through 2010-11; no continuation provision)			1.50	1.50	1.50	1.50			1.50	1.50	1.50	1.50
TOTAL	\$0.00	\$0.00	\$17.74	\$8.88	\$17.74	\$8.88	\$0.00	\$0.00	\$17.63	\$8.84	\$17.63	\$8.84
Change From Previous Year			+0.6%	+0.5%	+0.6%	+0.5%			+6.7%	+20.4%	+6.7%	+20.4%
			+0.11	+0.04	+0.11	+0.04			+1.11	+1.50	+1.11	+1.50
U of T Community Radio (CIUT-FM) - St. George												
Society	2.50		2.50		2.50		2.50		2.50		2.50	
TOTAL	\$2.50	\$0.00	\$2.50	\$0.00	\$2.50	\$0.00	\$2.50	\$0.00	\$2.50	\$0.00	\$2.50	\$0.00
Change From Previous Year	+0.0%	+0.00	+0.0%	+0.00	+0.0%	+0.00	+0.0%	+0.00	+0.0%	+0.00	+0.0%	+0.00

Compulsory Non-Incidental Fees

Student Societies	Summer 2007		Fall 2007		Winter 2008		Summer 2006		Fall 2006		Winter 2007	
	Full-time	Part-time	Full-time	Part-time	Full-time	Part-time	Full-time	Part-time	Full-time	Part-time	Full-time	Part-time
U of T Community Radio (CIUT-FM) - Mississauga Society	0.50		0.50		0.50		0.50		0.50		0.50	
TOTAL	\$0.50	\$0.00	\$0.50	\$0.00	\$0.50	\$0.00	\$0.50	\$0.00	\$0.50	\$0.00	\$0.50	\$0.00
Change From Previous Year	+0.0%		+0.0%		+0.0%		+0.0%		+0.0%		+0.0%	
	+0.00		+0.00		+0.00		+0.00		+0.00		+0.00	
U of T Community Radio (CIUT-FM) - Scarborough Society	0.50		0.50		0.50		0.50		0.50		0.50	
TOTAL	\$0.50	\$0.00	\$0.50	\$0.00	\$0.50	\$0.00	\$0.50	\$0.00	\$0.50	\$0.00	\$0.50	\$0.00
Change From Previous Year	+0.0%		+0.0%		+0.0%		+0.0%		+0.0%		+0.0%	
	+0.00		+0.00		+0.00		+0.00		+0.00		+0.00	
Varsity Publications (<i>The Varsity</i>) Society (cost of living increases permitted without referendum - approved spring 2007)	0.63		1.25		1.25		0.63		0.63		0.63	
TOTAL	\$0.63	\$0.00	\$1.25	\$0.00	\$1.25	\$0.00	\$0.63	\$0.00	\$0.63	\$0.00	\$0.63	\$0.00
Change From Previous Year	+0.0%		+98.4%		+98.4%		+0.0%		+0.0%		+0.0%	
	+0.00		+0.62		+0.62		+0.00		+0.00		+0.00	
VIBE - Radio Erindale Society	2.00		2.00		2.00		2.00		2.00		2.00	
TOTAL	\$2.00	\$0.00	\$2.00	\$0.00	\$2.00	\$0.00	\$2.00	\$0.00	\$2.00	\$0.00	\$2.00	\$0.00
Change From Previous Year	+0.0%		+0.0%		+0.0%		+0.0%		+0.0%		+0.0%	
	+0.00		+0.00		+0.00		+0.00		+0.00		+0.00	
Woodsworth College Students' Association Society	15.00	15.00	7.50	7.50	7.50	7.50	15.00	15.00	7.50	7.50	7.50	7.50
TOTAL	\$15.00	\$15.00	\$7.50	\$7.50	\$7.50	\$7.50	\$15.00	\$15.00	\$7.50	\$7.50	\$7.50	\$7.50
Change From Previous Year	+0.0%	+0.0%	+0.0%	+0.0%	+0.0%	+0.0%	+0.0%	+0.0%	+0.0%	+0.0%	+0.0%	+0.0%
	+0.00	+0.00	+0.00	+0.00	+0.00	+0.00	+0.00	+0.00	+0.00	+0.00	+0.00	+0.00

Residence Councils	Summer 2007		Fall 2007		Winter 2008		Summer 2006		Fall 2006		Winter 2007	
89 Chestnut Residence Council Society (cost of living increases permitted without referendum - approved spring 2004)				9.17		9.17				9.17		9.17
TOTAL		\$0.00		\$9.17		\$9.17		\$0.00		\$9.17		\$9.17
Change From Previous Year				+0.0%		+0.0%				+0.0%		+0.0%
				+0.00		+0.00				+0.00		+0.00
Innis Residence Council Society				20.00		20.00				20.00		20.00
TOTAL		\$0.00		\$20.00		\$20.00		\$0.00		\$20.00		\$20.00
Change From Previous Year				+0.0%		+0.0%				+0.0%		+0.0%
				+0.00		+0.00				+0.00		+0.00
Graduate House Council Society (annual fee is pro-rated by term of residency)		11.68		11.68		11.68		11.68		11.68		11.68
TOTAL		\$11.68		\$11.68		\$11.68		\$11.68		\$11.68		\$11.68
Change From Previous Year		+0.0%		+0.0%		+0.0%		+0.0%		+0.0%		+0.0%
		+0.00		+0.00		+0.00		+0.00		+0.00		+0.00
U of T at Mississauga Residence Council Society				10.00		10.00				10.00		10.00
TOTAL		\$0.00		\$10.00		\$10.00		\$0.00		\$10.00		\$10.00
Change From Previous Year				+0.0%		+0.0%				+0.0%		+0.0%
				+0.00		+0.00				+0.00		+0.00
New College Residence Council Society				10.00		10.00				10.00		10.00
TOTAL		\$0.00		\$10.00		\$10.00		\$0.00		\$10.00		\$10.00
Change From Previous Year				+0.0%		+0.0%				+0.0%		+0.0%
				+0.00		+0.00				+0.00		+0.00
U of T at Scarborough Student Residence Council Society				15.00		15.00				15.00		15.00
TOTAL		\$0.00		\$15.00		\$15.00		\$0.00		\$15.00		\$15.00
Change From Previous Year				+0.0%		+0.0%				+20.0%		+20.0%
				+0.00		+0.00				+2.50		+2.50
University College Residence Council Society				7.50		7.50				7.50		7.50
TOTAL		\$0.00		\$7.50		\$7.50		\$0.00		\$7.50		\$7.50
Change From Previous Year				+0.0%		+0.0%				+0.0%		+0.0%
				+0.00		+0.00				+0.00		+0.00
Woodsworth College Residence Council Society				10.00		10.00				10.00		10.00
TOTAL		\$0.00		\$10.00		\$10.00		\$0.00		\$10.00		\$10.00
Change From Previous Year				+0.0%		+0.0%				+0.0%		+0.0%
				+0.00		+0.00				+0.00		+0.00

Compulsory Non-Academic Incidental Fees

Student Societies	Summer 2007		Fall 2007		Winter 2008		Summer 2006		Fall 2006		Winter 2007	
	Full-time	Part-time	Full-time	Part-time	Full-time	Part-time	Full-time	Part-time	Full-time	Part-time	Full-time	Part-time

Notes:

- 1) While SCSU is authorized by the University Affairs Board to charge \$59.28 per session (including the administration fee and PST) for the Dental Plan, SCSU has elected to charge only \$42.07 (including the administration fee and PST) per session in 2007-08.
- 2) While SCSU is authorized by the University Affairs Board to charge \$40.67 per session (including the administration fee and PST) for the Accident and Prescription Drug Plan, SCSU has elected to charge only \$40.03 (including the administration fee and PST) per session in 2006-07. SCSU is seeking an increase above the approved \$40.67 for 2007-08.
- 3) While SAC is authorized by the University Affairs Board to charge \$59.28 per session (including the administration fee and PST) for the Dental Plan, SAC has elected to charge only \$54.16 (including the administration fee and PST) per session in 2007-08.
- 4) At present, it is not technically possible in ROSI to charge the fee for the Cardiovascular Sciences Collaborative Program Student Association. Therefore, the fee is not collected by the University.
- 5) While APUS is authorized by the University Affairs Board to charge \$30.20 per session (including the administration fee and PST) for the Dental Plan, APUS has elected to charge only \$27.45 (including the administration fee and PST) per session in 2007-08.
- 6) While APUS is authorized by the University Affairs Board to charge \$28.80 per session (including the administration fee and PST) for the Accident and Prescription Drug Plan, APUS elected to charge only \$26.18 (including the administration fee and PST) per session in 2006-07. In 2007-08, APUS has elected to charge the full approved amount.
- 7) Applied Science & Engineering (APSC) students engaged in the Professional Experience Year (PEY) program are charged the part-time student fee. Charges to both PEY and part-time APSC students begin in 2007-08.
- 8) Prior to 2007-08, Architecture, Landscape Architecture and Urban Design students were charged different amounts for membership in the Graduate Architecture, Landscape & Design Student Union.
- 9) The Information Studies Student Council/Doctoral Students Association fee is not charged to Museum Studies students.

Compulsory Non-Academic Incidental Fees

Schedule 2: Campus Services Fees

Campus Services Fees	Summer 2007		Fall 2007		Winter 2008		Summer 2006		Fall 2006		Winter 2007	
	Full-time	Part-time	Full-time	Part-time	Full-time	Part-time	Full-time	Part-time	Full-time	Part-time	Full-time	Part-time
St. George Campus												
Athletics & Recreation (see note 3)	123.52	24.70	123.52	24.70	123.52	24.70	104.91	20.98	104.91	20.98	104.91	20.98
Hart House	65.00	13.00	65.00	13.00	65.00	13.00	63.67	12.73	63.67	12.73	63.67	12.73
Health Service Fee	18.08	3.62	18.08	3.62	18.08	3.62	17.73	3.55	17.73	3.55	17.73	3.55
Student Services	57.70	11.54	57.70	11.54	57.70	11.54	56.29	11.26	56.29	11.26	56.29	11.26
Student Affairs	24.31	4.86	24.31	4.86	24.31	4.86	23.84	4.77	23.84	4.77	23.84	4.77
TOTAL	\$288.61	\$57.72	\$288.61	\$57.72	\$288.61	\$57.72	\$266.44	\$53.29	\$266.44	\$53.29	\$266.44	\$53.29
Change From Previous Year	+8.3%	+8.3%	+8.3%	+8.3%	+8.3%	+8.3%	+4.2%	+4.2%	+4.2%	+4.2%	+4.2%	+4.2%
	+22.17	+4.43	+22.17	+4.43	+22.17	+4.43	+10.79	+2.16	+10.79	+2.16	+10.79	+2.16
University of Toronto at Mississauga - Undergraduate and Graduate Students												
Centre for Physical Education	71.83	14.36	71.83	14.36	71.83	14.36	69.40	13.88	69.40	13.88	69.40	13.88
Athletics Building Levy (See Note 1)	79.18	15.84	79.18	15.84	79.18	15.84	13.66	2.73	76.50	15.30	76.50	15.30
Athletics & Recreation	14.34	2.87	14.34	2.87	14.34	2.87	12.58	2.63	12.58	2.63	12.58	2.63
Hart House	2.00	0.41	2.00	0.41	2.00	0.41	1.95	0.40	1.95	0.40	1.95	0.40
Health Service Fee	19.72	3.94	19.72	3.94	19.72	3.94	18.69	3.74	18.69	3.74	18.69	3.74
Student Services Fee	103.47	20.69	103.47	20.69	103.47	20.69	102.20	20.44	102.20	20.44	102.20	20.44
TOTAL	\$290.54	\$58.11	\$290.54	\$58.11	\$290.54	\$58.11	\$218.48	\$43.82	\$281.32	\$56.39	\$281.32	\$56.39
Change From Previous Year	+33.0%	+32.6%	+3.3%	+3.1%	+3.3%	+3.1%	+2.4%	+2.6%	+31.8%	+32.1%	+31.8%	+32.1%
	+72.06	+14.29	+9.22	+1.72	+9.22	+1.72	+5.07	+1.13	+67.91	+13.70	+67.91	+13.70
University of Toronto at Mississauga - Affiliated Graduate Students Only												
Summer Shuttle Services			3.85	0.77	3.85	0.77						
Mississauga Transit U-Pass (See Note 2)			44.50	0.00	44.50	0.00						
TOTAL	\$0.00	\$0.00	\$48.35	\$0.77	\$48.35	\$0.77						
Change From Previous Year												
University of Toronto at Scarborough												
Athletics & Physical Education (UTSC)	90.31	18.06	90.31	18.06	90.31	18.06	86.84	17.37	86.84	17.37	86.84	17.37
Athletics & Recreation	14.34	2.87	14.34	2.87	14.34	2.87	12.58	2.63	12.58	2.63	12.58	2.63
Hart House	2.00	0.41	2.00	0.41	2.00	0.41	1.95	0.40	1.95	0.40	1.95	0.40
Health & Wellness Fee	41.52	8.30	41.52	8.30	41.52	8.30	40.31	8.06	40.31	8.06	40.31	8.06
Student Services Fee	126.77	25.35	126.77	25.35	126.77	25.35	118.59	23.72	118.59	23.72	118.59	23.72
TOTAL	\$274.94	\$54.99	\$274.94	\$54.99	\$274.94	\$54.99	\$260.27	\$52.18	\$260.27	\$52.18	\$260.27	\$52.18
Change From Previous Year	+5.6%	+5.4%	+5.6%	+5.4%	+5.6%	+5.4%	+7.1%	+7.3%	+7.1%	+7.3%	+7.1%	+7.3%
	+14.67	+2.81	+14.67	+2.81	+14.67	+2.81	+17.26	+3.57	+17.26	+3.57	+17.26	+3.57
St. George Campus Divisional Services Fees												
Innis College												
Innis College Student Services Fee	\$7.50	\$2.25	\$7.50	\$2.25	\$7.50	\$2.25	\$7.50	\$2.25	\$7.50	\$2.25	\$7.50	\$2.25
Change From Previous Year	+0.0%	+0.0%	+0.0%	+0.0%	+0.0%	+0.0%	+0.0%	+0.0%	+0.0%	+0.0%	+0.0%	+0.0%
	+0.00	+0.00	+0.00	+0.00	+0.00	+0.00	+0.00	+0.00	+0.00	+0.00	+0.00	+0.00

Notes

- 1) While the U of T at Mississauga (UTM) was authorized by the University Affairs Board to charge \$75.00 per session for full-time students for the Athletics Building Levy, UTM elected to charge only a portion of the fee prior to the opening of new facility in Fall 2006.
- 2) The Mississauga Transit U-Pass fee is not charged to MMPA students.
- 3) Subject to approval by the University Affairs Board on April 17, 2007.

Compulsory Non-Academic Incidental Fees

Schedule 3: Federated Colleges Student Society Fees

Student Societies (Federated Colleges)	Summer 2007		Fall 2007		Winter 2008		Summer 2006		Fall 2006		Winter 2007	
	Full-time	Part-time	Full-time	Part-time	Full-time	Part-time	Full-time	Part-time	Full-time	Part-time	Full-time	Part-time
St. Michael's College Student Union												
Society	-	-	14.00	10.50	14.00	10.50	-	-	14.00	10.50	14.00	10.50
TOTAL	\$0.00	\$0.00	\$14.00	\$10.50	\$14.00	\$10.50	\$0.00	\$0.00	\$14.00	\$10.50	\$14.00	\$10.50
Change From Previous Year			+0.0%	+0.0%	+0.0%	+0.0%			+0.0%	+0.0%	+0.0%	+0.0%
			+0.00	+0.00	+0.00	+0.00			+0.00	+0.00	+0.00	+0.00
The Mike												
Society	-	-	2.60	1.50	2.60	1.50	-	-	2.60	1.50	2.60	1.50
TOTAL	\$0.00	\$0.00	\$2.60	\$1.50	\$2.60	\$1.50	\$0.00	\$0.00	\$2.60	\$1.50	\$2.60	\$1.50
Change From Previous Year			+0.0%	+0.0%	+0.0%	+0.0%			+0.0%	+0.0%	+0.0%	+0.0%
			+0.00	+0.00	+0.00	+0.00			+0.00	+0.00	+0.00	+0.00
Trinity College Meetings												
Athletic Association	-	-	3.50	3.50	3.50	3.50	-	-	3.50	3.50	3.50	3.50
Backfield Maintenance	-	-	0.75	0.75	0.75	0.75	-	-	0.75	0.75	0.75	0.75
Trinity College Meeting	-	-	6.25	6.25	6.25	6.25	-	-	6.25	6.25	6.25	6.25
Dramatic Society	-	-	2.75	2.75	2.75	2.75	-	-	2.75	2.75	2.75	2.75
Literary Institute	-	-	3.42	3.42	3.43	3.43	-	-	3.42	3.42	3.43	3.43
Non-Resident Affairs Committee	-	-	2.50	2.50	2.50	2.50	-	-	2.50	2.50	2.50	2.50
Sponsored Refugee Scholarship	-	-	3.00	3.00	3.00	3.00	-	-	3.00	3.00	3.00	3.00
Salterrae	-	-	3.50	3.50	3.50	3.50	-	-	2.75	2.75	2.75	2.75
Overseas Development Committee	-	-	-	-	-	-	-	-	2.50	2.50	2.50	2.50
Yearbook	-	-	6.75	6.75	6.75	6.75	-	-	6.75	6.75	6.75	6.75
Year Fee	-	-	1.25	1.25	1.25	1.25	-	-	1.25	1.25	1.25	1.25
Heads Tuition Levy	-	-	2.00	2.00	2.00	2.00	-	-	2.00	2.00	2.00	2.00
Capital Campaign	-	-	5.00	5.00	5.00	5.00	-	-	5.00	5.00	5.00	5.00
Volunteer Society	-	-	0.50	0.50	0.50	0.50	-	-	0.50	0.50	0.50	0.50
Trinity Review	-	-	2.25	2.25	2.25	2.25	-	-	-	-	-	-
Outreach	-	-	2.50	2.50	2.50	2.50	-	-	-	-	-	-
TOTAL	\$0.00	\$0.00	\$45.92	\$45.92	\$45.93	\$45.93	\$0.00	\$0.00	\$42.92	\$42.92	\$42.93	\$42.93
Change From Previous Year			+7.0%	+7.0%	+7.0%	+7.0%			+0.6%	+0.6%	+0.6%	+0.6%
			+3.00	+3.00	+3.00	+3.00			+0.25	+0.25	+0.25	+0.25
Victoria University Students' Administrative Council												
VUSAC and Club Funding	-	-	10.12	5.66	10.13	5.66	-	-	10.12	5.66	10.13	5.66
Victoria College Athletics Society	-	-	3.00	1.66	3.00	1.67	-	-	3.00	1.66	3.00	1.67
The Strand	-	-	2.75	0.60	2.75	0.60	-	-	2.75	0.60	2.75	0.60
The Cat's Eye Pub	-	-	2.00	1.00	2.00	1.00	-	-	2.00	1.00	2.00	1.00
Yearbook	-	-	0.87	0.50	0.88	0.50	-	-	0.87	0.50	0.88	0.50
Refugee Sponsorship Program	-	-	1.75	1.75	1.75	1.75	-	-	1.75	1.75	1.75	1.75
Acta Victoriana Literary Journal	-	-	1.38	0.75	1.37	0.75	-	-	1.38	0.75	1.37	0.75
Special Projects Levy	-	-	5.00	5.00	5.00	5.00	-	-	5.00	5.00	5.00	5.00
Victoria College Drama Society	-	-	1.50	0.75	1.50	0.75	-	-	1.50	0.75	1.50	0.75
TOTAL	\$0.00	\$0.00	\$28.37	\$17.67	\$28.38	\$17.68	\$0.00	\$0.00	\$28.37	\$17.67	\$28.38	\$17.68
Change From Previous Year			+0.0%	+0.0%	+0.0%	+0.0%			+0.0%	+0.0%	+0.0%	+0.0%
			+0.00	+0.00	+0.00	+0.00			+0.00	+0.00	+0.00	+0.00

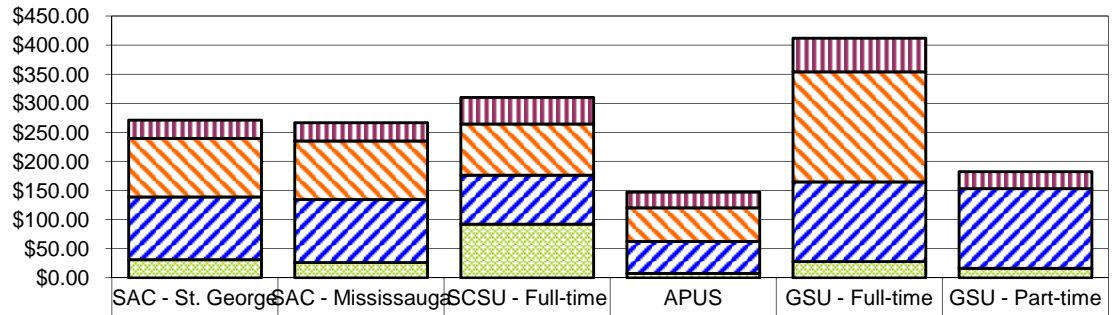
Compulsory Non-Academic Incidental Fees

Schedule 4: Federated Colleges Services Fees

Campus Services Fees (Federated Colleges)	Summer 2007		Fall 2007		Winter 2008		Summer 2006		Fall 2006		Winter 2007	
	Full-time	Part-time	Full-time	Part-time	Full-time	Part-time	Full-time	Part-time	Full-time	Part-time	Full-time	Part-time
St. Michael's College												
College Fee	-	-	97.50	48.75	97.50	48.75	-	-	97.50	48.75	97.50	48.75
Campaign Fund	-	-	15.00	15.00	15.00	15.00	-	-	15.00	15.00	15.00	15.00
TOTAL	\$0.00	\$0.00	\$112.50	\$63.75	\$112.50	\$63.75	\$0.00	\$0.00	\$112.50	\$63.75	\$112.50	\$63.75
Change From Previous Year			+0.0%	+0.0%	+0.0%	+0.0%			+0.0%	+0.0%	+0.0%	+0.0%
			+0.00	+0.00	+0.00	+0.00			+0.00	+0.00	+0.00	+0.00
Trinity College												
Trinity College Fee	-	-	132.50	66.25	132.50	66.25	-	-	130.50	65.25	130.50	65.25
TOTAL	\$0.00	\$0.00	\$132.50	\$66.25	\$132.50	\$66.25	\$0.00	\$0.00	\$130.50	\$65.25	\$130.50	\$65.25
Change From Previous Year			+1.5%	+1.5%	+1.5%	+1.5%			+2.0%	+2.0%	+2.0%	+2.0%
			+2.00	+1.00	+2.00	+1.00			+2.50	+1.25	+2.50	+1.25
Victoria College (all students except first year students)												
Student Services Fee	-	-	45.00	22.50	45.00	22.50	-	-	45.00	15.00	45.00	15.00
TOTAL	\$0.00	\$0.00	\$45.00	\$22.50	\$45.00	\$22.50	\$0.00	\$0.00	\$45.00	\$15.00	\$45.00	\$15.00
Change From Previous Year			+0.0%	+50.0%	+0.0%	+50.0%			+0.0%	+0.0%	+0.0%	+0.0%
			+0.00	+7.50	+0.00	+7.50			+0.00	+0.00	+0.00	+0.00
Victoria College (first year students)												
Orientation Fee			50.00	-	50.00	-			50.00	-	50.00	-
Student Services Fee	-	-	45.00	15.00	45.00	15.00	-	-	45.00	15.00	45.00	15.00
TOTAL	\$0.00	\$0.00	\$95.00	\$15.00	\$95.00	\$15.00	\$0.00	\$0.00	\$95.00	\$15.00	\$95.00	\$15.00
Change From Previous Year			+0.0%	+0.0%	+0.0%	+0.0%			+0.0%	+0.0%	+0.0%	+0.0%
			+0.00	+0.00	+0.00	+0.00			+0.00	+0.00	+0.00	+0.00

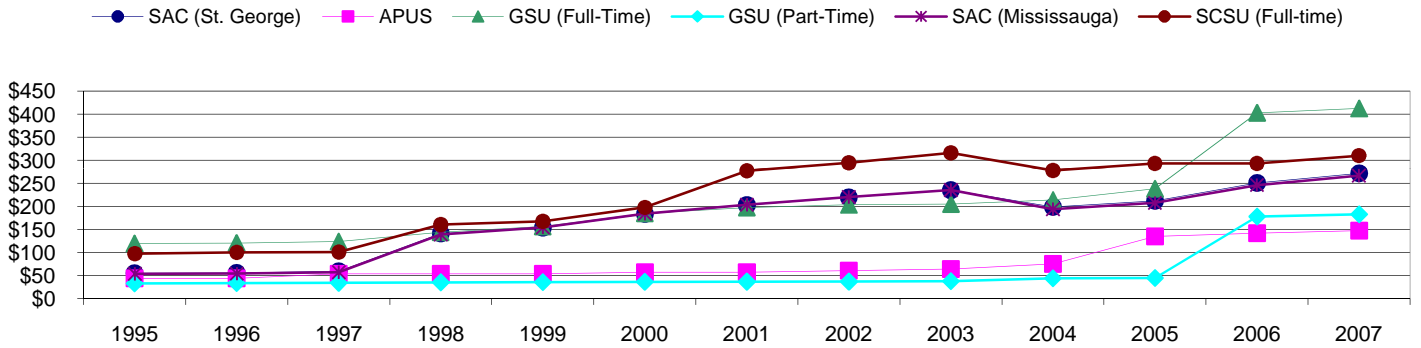
Compulsory Non-Academic Incidental Fees

SAC, APUS, GSU and SCSU Fees (Fall + Winter)



	SAC - St. George	SAC - Mississauga	SCSU - Full-time	APUS	GSU - Full-time	GSU - Part-time
Society Portion	\$31.38	\$31.38	\$45.60	\$27.30	\$57.90	\$28.96
Health Plan	\$100.62	\$100.62	\$88.06	\$57.60	\$189.36	\$0.00
Dental Plan	\$108.32	\$108.32	\$84.14	\$54.90	\$136.80	\$136.80
Other Portions (levies, groups, etc.)	\$31.04	\$26.54	\$92.22	\$7.62	\$28.08	\$16.58

Changes in SAC, APUS, GSU and SCSU Fees (Fall + Winter)
 Note: The SCSU (Full-time) amounts include the SAC (Scarborough) fee prior to Fall 2004.



Full-time Divisional Student Society Fees (Fall + Winter)

