



University of Toronto

***Compulsory
Non-Academic
Incidental Fees
2006-07***

DRAFT - December 19, 2006



© Copyright 2006, University of Toronto

Office of Student Affairs, University of Toronto
214 College Street, Room 307, Toronto, ON M5T 2Z9

Phone: (416) 978-5536 • Fax: (416) 971-2037

student.affairs@utoronto.ca • www.sa.utoronto.ca

Compulsory Non-Academic Incidental Fees

Fees for divisional student societies and other divisional fees are listed in a white background.
 Fees for central and cross-divisional student societies are listed in a light shaded background.
 Fees for University operated services are listed in a dark shaded background.

ARTS AND SCIENCE DIVISIONS

Innis College	Summer 2006		Fall 2006		Winter 2007		Summer 2005		Fall 2005		Winter 2006		
	Full-time	Part-time	Full-time	Part-time	Full-time	Part-time	Full-time	Part-time	Full-time	Part-time	Full-time	Part-time	
Innis College Student Society	0.00	0.00	22.21	22.21	22.21	22.21	0.00	0.00	22.21	22.21	22.21	22.21	
Innis College Student Services Fee	7.50	2.25	7.50	2.25	7.50	2.25	7.50	2.25	7.50	2.25	7.50	2.25	
Students' Administrative Council	30.05	-	125.40	-	125.40	-	25.75	-	105.94	-	105.94	-	
Association of Part-time Undergraduate Students	-	17.85	-	71.05	-	71.05	-	14.14	-	67.33	-	67.33	
Arts & Science Students' Union	7.50	-	7.50	-	7.50	-	5.50	-	5.50	-	5.50	-	
U of T Community Radio	2.50	-	2.50	-	2.50	-	2.50	-	2.50	-	2.50	-	
The Varsity	0.63	-	0.63	-	0.63	-	0.63	-	0.63	-	0.63	-	
Athletics & Recreation	104.91	20.98	104.91	20.98	104.91	20.98	99.64	19.93	99.64	19.93	99.64	19.93	
Hart House	63.67	12.73	63.67	12.73	63.67	12.73	61.52	12.30	61.52	12.30	61.52	12.30	
Health Service	17.73	3.55	17.73	3.55	17.73	3.55	17.13	3.43	17.13	3.43	17.13	3.43	
Student Services	56.29	11.26	56.29	11.26	56.29	11.26	54.39	10.88	54.39	10.88	54.39	10.88	
Student Affairs	23.84	4.77	23.84	4.77	23.84	4.77	22.97	4.59	22.97	4.59	22.97	4.59	
Total	314.62	73.39	432.18	148.80	432.18	148.80	297.53	67.52	399.93	142.92	399.93	142.92	
Change From Previous Year	+5.7%	+8.7%	+8.1%	+4.1%	+8.1%	+4.1%	+4.9%	+6.4%	+2.9%	+27.5%	+2.9%	+27.5%	
Fall + Winter:							Full-time	864.36	Fall + Winter:			Full-time	799.86
							Part-time	297.60				Part-time	285.84

New College	Summer 2006		Fall 2006		Winter 2007		Summer 2005		Fall 2005		Winter 2006		
	Full-time	Part-time	Full-time	Part-time	Full-time	Part-time	Full-time	Part-time	Full-time	Part-time	Full-time	Part-time	
New College Student Council	0.00	0.00	27.00	12.00	27.00	12.00	0.00	0.00	27.00	12.00	27.00	12.00	
Students' Administrative Council	30.05	-	125.40	-	125.40	-	25.75	-	105.94	-	105.94	-	
Association of Part-time Undergraduate Students	-	17.85	-	71.05	-	71.05	-	14.14	-	67.33	-	67.33	
Arts & Science Students' Union	7.50	-	7.50	-	7.50	-	5.50	-	5.50	-	5.50	-	
U of T Community Radio	2.50	-	2.50	-	2.50	-	2.50	-	2.50	-	2.50	-	
The Varsity	0.63	-	0.63	-	0.63	-	0.63	-	0.63	-	0.63	-	
Athletics & Recreation	104.91	20.98	104.91	20.98	104.91	20.98	99.64	19.93	99.64	19.93	99.64	19.93	
Hart House	63.67	12.73	63.67	12.73	63.67	12.73	61.52	12.30	61.52	12.30	61.52	12.30	
Health Service	17.73	3.55	17.73	3.55	17.73	3.55	17.13	3.43	17.13	3.43	17.13	3.43	
Student Services	56.29	11.26	56.29	11.26	56.29	11.26	54.39	10.88	54.39	10.88	54.39	10.88	
Student Affairs	23.84	4.77	23.84	4.77	23.84	4.77	22.97	4.59	22.97	4.59	22.97	4.59	
Total	307.12	71.14	429.47	136.34	429.47	136.34	290.03	65.27	397.22	130.46	397.22	130.46	
Change From Previous Year	+5.9%	+9.0%	+8.1%	+4.5%	+8.1%	+4.5%	+5.0%	+6.7%	+3.0%	+30.9%	+3.0%	+30.9%	
Fall + Winter:							Full-time	858.94	Fall + Winter:			Full-time	794.44
							Part-time	272.68				Part-time	260.92

University College	Summer 2006		Fall 2006		Winter 2007		Summer 2005		Fall 2005		Winter 2006		
	Full-time	Part-time	Full-time	Part-time	Full-time	Part-time	Full-time	Part-time	Full-time	Part-time	Full-time	Part-time	
University College Literary & Athletic Society	0.00	0.00	17.63	8.84	17.63	8.84	0.00	0.00	16.52	7.34	16.52	7.34	
Students' Administrative Council	30.05	-	125.40	-	125.40	-	25.75	-	105.94	-	105.94	-	
Association of Part-time Undergraduate Students	-	17.85	-	71.05	-	71.05	-	14.14	-	67.33	-	67.33	
Arts & Science Students' Union	7.50	-	7.50	-	7.50	-	5.50	-	5.50	-	5.50	-	
U of T Community Radio	2.50	-	2.50	-	2.50	-	2.50	-	2.50	-	2.50	-	
The Varsity	0.63	-	0.63	-	0.63	-	0.63	-	0.63	-	0.63	-	
Athletics & Recreation	104.91	20.98	104.91	20.98	104.91	20.98	99.64	19.93	99.64	19.93	99.64	19.93	
Hart House	63.67	12.73	63.67	12.73	63.67	12.73	61.52	12.30	61.52	12.30	61.52	12.30	
Health Service	17.73	3.55	17.73	3.55	17.73	3.55	17.13	3.43	17.13	3.43	17.13	3.43	
Student Services	56.29	11.26	56.29	11.26	56.29	11.26	54.39	10.88	54.39	10.88	54.39	10.88	
Student Affairs	23.84	4.77	23.84	4.77	23.84	4.77	22.97	4.59	22.97	4.59	22.97	4.59	
Total	307.12	71.14	420.10	133.18	420.10	133.18	290.03	65.27	386.74	125.80	386.74	125.80	
Change From Previous Year	+5.9%	+9.0%	+8.6%	+5.9%	+8.6%	+5.9%	+5.0%	+6.7%	+3.0%	+32.5%	+3.0%	+32.5%	
Fall + Winter:							Full-time	840.20	Fall + Winter:			Full-time	773.48
							Part-time	266.36				Part-time	251.60

Woodsworth College	Summer 2006		Fall 2006		Winter 2007		Summer 2005		Fall 2005		Winter 2006		
	Full-time	Part-time	Full-time	Part-time	Full-time	Part-time	Full-time	Part-time	Full-time	Part-time	Full-time	Part-time	
Woodsworth College Students' Association	15.00	15.00	7.50	7.50	7.50	7.50	15.00	15.00	7.50	7.50	7.50	7.50	
Students' Administrative Council	30.05	-	125.40	-	125.40	-	25.75	-	105.94	-	105.94	-	
Association of Part-time Undergraduate Students	-	17.85	-	71.05	-	71.05	-	14.14	-	67.33	-	67.33	
Arts & Science Students' Union	7.50	-	7.50	-	7.50	-	5.50	-	5.50	-	5.50	-	
U of T Community Radio	2.50	-	2.50	-	2.50	-	2.50	-	2.50	-	2.50	-	
The Varsity	0.63	-	0.63	-	0.63	-	0.63	-	0.63	-	0.63	-	
Athletics & Recreation	104.91	20.98	104.91	20.98	104.91	20.98	99.64	19.93	99.64	19.93	99.64	19.93	
Hart House	63.67	12.73	63.67	12.73	63.67	12.73	61.52	12.30	61.52	12.30	61.52	12.30	
Health Service	17.73	3.55	17.73	3.55	17.73	3.55	17.13	3.43	17.13	3.43	17.13	3.43	
Student Services	56.29	11.26	56.29	11.26	56.29	11.26	54.39	10.88	54.39	10.88	54.39	10.88	
Student Affairs	23.84	4.77	23.84	4.77	23.84	4.77	22.97	4.59	22.97	4.59	22.97	4.59	
Total	322.12	86.14	409.97	131.84	409.97	131.84	305.03	80.27	377.72	125.96	377.72	125.96	
Change From Previous Year	+5.6%	+7.3%	+8.5%	+4.7%	+8.5%	+4.7%	-6.5%	-27.8%	-1.6%	+11.8%	-1.6%	+11.8%	
Fall + Winter:							Full-time	819.94	Fall + Winter:			Full-time	755.44
							Part-time	263.68				Part-time	251.92

Compulsory Non-Academic Incidental Fees

ARTS AND SCIENCE DIVISIONS (continued)

University of Toronto at Mississauga	Summer 2006		Fall 2006		Winter 2007		Summer 2005		Fall 2005		Winter 2006				
	Full-time	Part-time	Full-time	Part-time	Full-time	Part-time	Full-time	Part-time	Full-time	Part-time	Full-time	Part-time			
Erindale College Student Union	43.33	0.00	42.84	0.00	42.84	0.00	43.13	0.00	43.33	0.00	43.33	0.00			
The Medium	0.00	0.00	3.63	1.21	3.63	1.21	0.00	0.00	3.63	1.21	3.63	1.21			
U of T at Mississauga Athletics Council	2.77	2.77	4.30	1.39	4.30	1.39	2.77	2.77	4.30	1.39	4.30	1.39			
Erindale Part-time Undergraduate Students	0.00	17.60	0.00	8.80	0.00	8.80	0.00	17.60	0.00	8.80	0.00	8.80			
VIBE - Radio Erindale	2.00	0.00	2.00	0.00	2.00	0.00	2.00	0.00	2.00	0.00	2.00	0.00			
Students' Administrative Council	27.80	-	123.15	-	123.15	-	23.50	-	103.69	-	103.69	-			
Association of Part-time Undergraduate Students	-	17.85	-	71.05	-	71.05	-	14.14	-	67.33	-	67.33			
U of T Community Radio	0.50	-	0.50	-	0.50	-	0.50	-	0.50	-	0.50	-			
The Varsity	0.63	-	0.63	-	0.63	-	0.63	-	0.63	-	0.63	-			
Centre for Physical Education	69.40	13.88	69.40	13.88	69.40	13.88	68.04	13.61	68.04	13.61	68.04	13.61			
Athletics Building Levy	13.66	2.73	76.50	15.30	76.50	15.30	13.66	2.73	13.66	2.73	13.66	2.73			
Athletics & Recreation	12.58	2.63	12.58	2.63	12.58	2.63	12.48	2.50	12.48	2.50	12.48	2.50			
Hart House	1.95	0.40	1.95	0.40	1.95	0.40	1.88	0.38	1.88	0.38	1.88	0.38			
Health Service	18.69	3.74	18.69	3.74	18.69	3.74	18.15	3.63	18.15	3.63	18.15	3.63			
Student Services	102.20	20.44	102.20	20.44	102.20	20.44	99.20	19.84	99.20	19.84	99.20	19.84			
Total	295.51	82.04	458.37	138.84	458.37	138.84	285.94	77.20	371.49	121.42	371.49	121.42			
Change From Previous Year	+3.3%	+6.3%	+23.4%	+14.3%	+23.4%	+14.3%	+4.5%	+5.9%	+3.6%	+34.4%	+3.6%	+34.4%			
				Fall + Winter:				Fall + Winter:				Fall + Winter:			
				Full-time 916.74				Full-time 742.98				Full-time 742.98			
				Part-time 277.68				Part-time 242.84				Part-time 242.84			

University of Toronto at Scarborough	Summer 2006		Fall 2006		Winter 2007		Summer 2005		Fall 2005		Winter 2006				
	Full-time	Part-time	Full-time	Part-time	Full-time	Part-time	Full-time	Part-time	Full-time	Part-time	Full-time	Part-time			
Scarborough Campus Students' Council	66.46	11.12	146.51	11.45	146.51	11.45	65.33	10.92	146.49	11.22	146.49	11.22			
Scarborough Campus Students' Press (The Underground)	0.00	0.00	3.50	0.00	3.50	0.00	0.00	0.00	3.50	0.00	3.50	0.00			
Scarborough College Athletic Association	0.00	0.00	3.50	0.00	3.50	0.00	0.00	0.00	3.50	0.00	3.50	0.00			
Scarborough Campus Community Radio (CSCR)	0.00	0.00	2.00	0.00	2.00	0.00	0.00	0.00	2.00	0.00	2.00	0.00			
Students' Administrative Council	0.00	-	-	-	-	-	0.00	-	-	-	-	-			
Association of Part-time Undergraduate Students	-	17.85	-	71.05	-	71.05	-	14.14	-	67.33	-	67.33			
U of T Community Radio	0.50	-	0.50	-	0.50	-	0.50	-	0.50	-	0.50	-			
The Varsity	0.63	-	0.63	-	0.63	-	0.63	-	0.63	-	0.63	-			
Scarborough College Athletic Fee	86.84	17.37	86.84	17.37	86.84	17.37	83.90	16.78	83.90	16.78	83.90	16.78			
Athletics & Recreation	12.58	2.63	12.58	2.63	12.58	2.63	12.48	2.50	12.48	2.50	12.48	2.50			
Hart House	1.95	0.40	1.95	0.40	1.95	0.40	1.88	0.38	1.88	0.38	1.88	0.38			
Health Service	40.31	8.06	40.31	8.06	40.31	8.06	39.14	7.83	39.14	7.83	39.14	7.83			
Student Services	118.59	23.72	118.59	23.72	118.59	23.72	105.61	21.12	105.61	21.12	105.61	21.12			
Total	327.86	81.15	416.91	134.68	416.91	134.68	309.47	73.67	399.63	127.16	399.63	127.16			
Change From Previous Year	+5.9%	+10.2%	+4.3%	+5.9%	+4.3%	+5.9%	+11.2%	+12.0%	+8.6%	+37.6%	+8.6%	+37.6%			
				Fall + Winter:				Fall + Winter:				Fall + Winter:			
				Full-time 833.82				Full-time 799.26				Full-time 799.26			
				Part-time 269.36				Part-time 254.32				Part-time 254.32			

ARTS AND SCIENCE DIVISIONS - Federated Colleges

St. Michael's College	Summer 2006		Fall 2006		Winter 2007		Summer 2005		Fall 2005		Winter 2006				
	Full-time	Part-time	Full-time	Part-time	Full-time	Part-time	Full-time	Part-time	Full-time	Part-time	Full-time	Part-time			
St. Michael's College Student Union	0.00	0.00	14.00	10.50	14.00	10.50	0.00	0.00	14.00	10.50	14.00	10.50			
The Mike	0.00	0.00	2.60	1.50	2.60	1.50	0.00	0.00	2.60	1.50	2.60	1.50			
College Fee	-	-	97.50	48.75	97.50	48.75	-	-	97.50	48.75	97.50	48.75			
Campaign Fee	-	-	15.00	15.00	15.00	15.00	-	-	15.00	15.00	15.00	15.00			
Students' Administrative Council	30.05	-	125.40	-	125.40	-	25.75	-	105.94	-	105.94	-			
Association of Part-time Undergraduate Students	-	17.85	-	71.05	-	71.05	-	14.14	-	67.33	-	67.33			
Arts & Science Students' Union	7.50	-	7.50	-	7.50	-	5.50	-	5.50	-	5.50	-			
U of T Community Radio	2.50	-	2.50	-	2.50	-	2.50	-	2.50	-	2.50	-			
The Varsity	0.63	-	0.63	-	0.63	-	0.63	-	0.63	-	0.63	-			
Athletics & Recreation	104.91	20.98	104.91	20.98	104.91	20.98	99.64	19.93	99.64	19.93	99.64	19.93			
Hart House	63.67	12.73	63.67	12.73	63.67	12.73	61.52	12.30	61.52	12.30	61.52	12.30			
Health Service	17.73	3.55	17.73	3.55	17.73	3.55	17.13	3.43	17.13	3.43	17.13	3.43			
Student Services	56.29	11.26	56.29	11.26	56.29	11.26	54.39	10.88	54.39	10.88	54.39	10.88			
Student Affairs	23.84	4.77	23.84	4.77	23.84	4.77	22.97	4.59	22.97	4.59	22.97	4.59			
Total	307.12	71.14	531.57	200.09	531.57	200.09	290.03	65.27	499.32	194.21	499.32	194.21			
Change From Previous Year	+5.9%	+9.0%	+6.5%	+3.0%	+6.5%	+3.0%	+5.0%	+6.7%	+2.3%	+18.9%	+2.3%	+18.9%			
				Fall + Winter:				Fall + Winter:				Fall + Winter:			
				Full-time 1,063.14				Full-time 998.64				Full-time 998.64			
				Part-time 400.18				Part-time 388.42				Part-time 388.42			

Compulsory Non-Academic Incidental Fees

ARTS AND SCIENCE DIVISIONS - Federated Colleges (Continued)

Trinity College	Summer 2006		Fall 2006		Winter 2007		Summer 2005		Fall 2005		Winter 2006				
	Full-time	Part-time	Full-time	Part-time	Full-time	Part-time	Full-time	Part-time	Full-time	Part-time	Full-time	Part-time			
Trinity College Meetings	0.00	0.00	42.92	42.92	42.93	42.93	0.00	0.00	42.67	42.67	42.68	42.68			
College Fee	-	-	130.50	65.25	130.50	65.25	-	-	128.00	64.00	128.00	64.00			
Students' Administrative Council	30.05	-	125.40	-	125.40	-	25.75	-	105.94	-	105.94	-			
Association of Part-time Undergraduate Students	-	17.85	-	71.05	-	71.05	-	14.14	-	67.33	-	67.33			
Arts & Science Students' Union	7.50	-	7.50	-	7.50	-	5.50	-	5.50	-	5.50	-			
U of T Community Radio	2.50	-	2.50	-	2.50	-	2.50	-	2.50	-	2.50	-			
The Varsity	0.63	-	0.63	-	0.63	-	0.63	-	0.63	-	0.63	-			
Athletics & Recreation	104.91	20.98	104.91	20.98	104.91	20.98	99.64	19.93	99.64	19.93	99.64	19.93			
Hart House	63.67	12.73	63.67	12.73	63.67	12.73	61.52	12.30	61.52	12.30	61.52	12.30			
Health Service	17.73	3.55	17.73	3.55	17.73	3.55	17.13	3.43	17.13	3.43	17.13	3.43			
Student Services	56.29	11.26	56.29	11.26	56.29	11.26	54.39	10.88	54.39	10.88	54.39	10.88			
Student Affairs	23.84	4.77	23.84	4.77	23.84	4.77	22.97	4.59	22.97	4.59	22.97	4.59			
Total	307.12	71.14	575.89	232.51	575.90	232.52	290.03	65.27	540.89	225.13	540.90	225.14			
Change From Previous Year	+5.9%	+9.0%	+6.5%	+3.3%	+6.5%	+3.3%	+5.0%	+6.7%	+2.4%	+15.9%	+2.4%	+15.9%			
Fall + Winter:							Full-time	1,151.79							
							Part-time	465.03							
							Fall + Winter:		Full-time	1,081.79					
									Part-time	450.27					

Victoria College	Summer 2006		Fall 2006		Winter 2007		Summer 2005		Fall 2005		Winter 2006		
	Full-time	Part-time	Full-time	Part-time	Full-time	Part-time	Full-time	Part-time	Full-time	Part-time	Full-time	Part-time	
Victoria University Students' Administrative Council	0.00	0.00	28.37	17.67	28.38	17.68	0.00	0.00	28.37	17.67	28.38	17.68	
Victoria University Student Services Fee	-	-	45.00	15.00	45.00	15.00	-	-	45.00	15.00	45.00	15.00	
Students' Administrative Council	30.05	-	125.40	-	125.40	-	25.75	-	105.94	-	105.94	-	
Association of Part-time Undergraduate Students	-	17.85	-	71.05	-	71.05	-	14.14	-	67.33	-	67.33	
Arts & Science Students' Union	7.50	-	7.50	-	7.50	-	5.50	-	5.50	-	5.50	-	
U of T Community Radio	2.50	-	2.50	-	2.50	-	2.50	-	2.50	-	2.50	-	
The Varsity	0.63	-	0.63	-	0.63	-	0.63	-	0.63	-	0.63	-	
Athletics & Recreation	104.91	20.98	104.91	20.98	104.91	20.98	99.64	19.93	99.64	19.93	99.64	19.93	
Hart House	63.67	12.73	63.67	12.73	63.67	12.73	61.52	12.30	61.52	12.30	61.52	12.30	
Health Service	17.73	3.55	17.73	3.55	17.73	3.55	17.13	3.43	17.13	3.43	17.13	3.43	
Student Services	56.29	11.26	56.29	11.26	56.29	11.26	54.39	10.88	54.39	10.88	54.39	10.88	
Student Affairs	23.84	4.77	23.84	4.77	23.84	4.77	22.97	4.59	22.97	4.59	22.97	4.59	
Total	307.12	71.14	475.84	157.01	475.85	157.02	290.03	65.27	443.59	151.13	443.60	151.14	
Change From Previous Year	+5.9%	+9.0%	+7.3%	+3.9%	+7.3%	+3.9%	+5.0%	+6.7%	+2.8%	+26.4%	+2.8%	+26.4%	
Fall + Winter:							Full-time	951.69					
							Part-time	314.03					
							Fall + Winter:		Full-time	887.19			
									Part-time	302.27			

Note: First year full-time students are charged an orientation fee (\$50.00 per session)

UNDERGRADUATE PROFESSIONAL DIVISIONS

Applied Science & Engineering	Summer 2006		Fall 2006		Winter 2007		Summer 2005		Fall 2005		Winter 2006		
	Full-time	Part-time	Full-time	Part-time	Full-time	Part-time	Full-time	Part-time	Full-time	Part-time	Full-time	Part-time	
Engineering Society	-	-	104.65	0.00	104.65	0.00	-	-	104.22	0.00	104.22	0.00	
Students' Administrative Council	-	-	125.40	-	125.40	-	-	-	105.94	-	105.94	-	
Association of Part-time Undergraduate Students	-	-	-	71.05	-	71.05	-	-	-	67.33	-	67.33	
U of T Community Radio	-	-	2.50	-	2.50	-	-	-	2.50	-	2.50	-	
The Varsity	-	-	0.63	-	0.63	-	-	-	0.63	-	0.63	-	
Athletics & Recreation	-	-	104.91	20.98	104.91	20.98	-	-	99.64	19.93	99.64	19.93	
Hart House	-	-	63.67	12.73	63.67	12.73	-	-	61.52	12.30	61.52	12.30	
Health Service	-	-	17.73	3.55	17.73	3.55	-	-	17.13	3.43	17.13	3.43	
Student Services	-	-	56.29	11.26	56.29	11.26	-	-	54.39	10.88	54.39	10.88	
Student Affairs	-	-	23.84	4.77	23.84	4.77	-	-	22.97	4.59	22.97	4.59	
Total	0.00	0.00	499.62	124.34	499.62	124.34	0.00	0.00	468.94	118.46	468.94	118.46	
Change From Previous Year			+6.5%	+5.0%	+6.5%	+5.0%			+6.2%	+35.2%	+6.2%	+35.2%	
Fall + Winter:							Full-time	999.24					
							Part-time	248.68					
							Fall + Winter:		Full-time	937.88			
									Part-time	236.92			

Dentistry	Summer 2006		Fall 2006		Winter 2007		Summer 2005		Fall 2005		Winter 2006		
	Full-time	Part-time	Full-time	Part-time	Full-time	Part-time	Full-time	Part-time	Full-time	Part-time	Full-time	Part-time	
D.D.S.	-	-	-	-	-	-	-	-	-	-	-	-	
Dental Students' Society	-	-	15.00	-	15.00	-	-	-	15.00	-	15.00	-	
Students' Administrative Council	-	-	125.40	-	125.40	-	-	-	105.94	-	105.94	-	
U of T Community Radio	-	-	2.50	-	2.50	-	-	-	2.50	-	2.50	-	
The Varsity	-	-	0.63	-	0.63	-	-	-	0.63	-	0.63	-	
Athletics & Recreation	-	-	104.91	-	104.91	-	-	-	99.64	-	99.64	-	
Hart House	-	-	63.67	-	63.67	-	-	-	61.52	-	61.52	-	
Health Service	-	-	17.73	-	17.73	-	-	-	17.13	-	17.13	-	
Student Services	-	-	56.29	-	56.29	-	-	-	54.39	-	54.39	-	
Student Affairs	-	-	23.84	-	23.84	-	-	-	22.97	-	22.97	-	
Total	0.00	0.00	409.97	0.00	409.97	0.00	0.00	0.00	379.72	0.00	379.72	0.00	
Change From Previous Year			+8.0%		+8.0%				+3.1%		+3.1%		
Fall + Winter:							Full-time	819.94					
							Part-time	0.00					
							Fall + Winter:		Full-time	759.44			
									Part-time	0.00			

Compulsory Non-Academic Incidental Fees

UNDERGRADUATE PROFESSIONAL DIVISIONS (continued)

Law Undergraduate Programs	Summer 2006		Fall 2006		Winter 2007		Summer 2005		Fall 2005		Winter 2006		
	Full-time	Part-time	Full-time	Part-time	Full-time	Part-time	Full-time	Part-time	Full-time	Part-time	Full-time	Part-time	
Students' Law Society	-	-	35.00	-	35.00	-	-	-	35.00	-	35.00	-	
Students' Administrative Council	-	-	125.40	-	125.40	-	-	-	105.94	-	105.94	-	
U of T Community Radio	-	-	2.50	-	2.50	-	-	-	2.50	-	2.50	-	
The Varsity	-	-	0.63	-	0.63	-	-	-	0.63	-	0.63	-	
Athletics & Recreation	-	-	104.91	-	104.91	-	-	-	99.64	-	99.64	-	
Hart House	-	-	63.67	-	63.67	-	-	-	61.52	-	61.52	-	
Health Service	-	-	17.73	-	17.73	-	-	-	17.13	-	17.13	-	
Student Services	-	-	56.29	-	56.29	-	-	-	54.39	-	54.39	-	
Student Affairs	-	-	23.84	-	23.84	-	-	-	22.97	-	22.97	-	
Total	0.00	0.00	429.97	0.00	429.97	0.00	0.00	0.00	399.72	0.00	399.72	0.00	
Change From Previous Year			+7.6%		+7.6%				+2.9%		+2.9%		
Half-time program students are charged 50% of full-time fees				Fall + Winter:		Full-time		859.94		Fall + Winter:		Full-time	
Note: First year students are charged an additional SLS Orientation Fee (\$25.00 per session)						Part-time		0.00				Part-time	
												799.44	
												0.00	

Medicine M.D.	Summer 2006		Fall 2006		Winter 2007		Summer 2005		Fall 2005		Winter 2006		
	Full-time	Part-time	Full-time	Part-time	Full-time	Part-time	Full-time	Part-time	Full-time	Part-time	Full-time	Part-time	
Medical Society	-	-	29.27	-	29.27	-	-	-	29.27	-	29.27	-	
Students' Administrative Council	-	-	125.40	-	125.40	-	-	-	105.94	-	105.94	-	
U of T Community Radio	-	-	2.50	-	2.50	-	-	-	2.50	-	2.50	-	
The Varsity	-	-	0.63	-	0.63	-	-	-	0.63	-	0.63	-	
Athletics & Recreation	-	-	104.91	-	104.91	-	-	-	99.64	-	99.64	-	
Hart House	-	-	63.67	-	63.67	-	-	-	61.52	-	61.52	-	
Health Service	-	-	17.73	-	17.73	-	-	-	17.13	-	17.13	-	
Student Services	-	-	56.29	-	56.29	-	-	-	54.39	-	54.39	-	
Student Affairs	-	-	23.84	-	23.84	-	-	-	22.97	-	22.97	-	
Total	0.00	0.00	424.24	0.00	424.24	0.00	0.00	0.00	393.99	0.00	393.99	0.00	
Change From Previous Year			+7.7%		+7.7%				+3.0%		+3.0%		
				Fall + Winter:		Full-time		848.48		Fall + Winter:		Full-time	
						Part-time		0.00				Part-time	
												787.98	
												0.00	

Medicine Radiation Sciences	Summer 2006		Fall 2006		Winter 2007		Summer 2005		Fall 2005		Winter 2006		
	Full-time	Part-time	Full-time	Part-time	Full-time	Part-time	Full-time	Part-time	Full-time	Part-time	Full-time	Part-time	
Students' Administrative Council	-	-	125.40	-	125.40	-	-	-	105.94	-	105.94	-	
U of T Community Radio	-	-	2.50	-	2.50	-	-	-	2.50	-	2.50	-	
The Varsity	-	-	0.63	-	0.63	-	-	-	0.63	-	0.63	-	
Athletics & Recreation	-	-	104.91	-	104.91	-	-	-	99.64	-	99.64	-	
Hart House	-	-	63.67	-	63.67	-	-	-	61.52	-	61.52	-	
Health Service	-	-	17.73	-	17.73	-	-	-	17.13	-	17.13	-	
Student Services	-	-	56.29	-	56.29	-	-	-	54.39	-	54.39	-	
Student Affairs	-	-	23.84	-	23.84	-	-	-	22.97	-	22.97	-	
Total	0.00	0.00	394.97	0.00	394.97	0.00	0.00	0.00	364.72	0.00	364.72	0.00	
Change From Previous Year			+8.3%		+8.3%				+3.2%		+3.2%		
Note: Radiation Science students are also charged Michener Institute fees.				Fall + Winter:		Full-time		789.94		Fall + Winter:		Full-time	
						Part-time		0.00				Part-time	
												729.44	
												0.00	

Music	Summer 2006		Fall 2006		Winter 2007		Summer 2005		Fall 2005		Winter 2006		
	Full-time	Part-time	Full-time	Part-time	Full-time	Part-time	Full-time	Part-time	Full-time	Part-time	Full-time	Part-time	
Music Undergraduate Association	-	-	7.50	0.00	7.50	0.00	-	-	7.50	0.00	7.50	0.00	
Students' Administrative Council	-	-	125.40	-	125.40	-	-	-	105.94	-	105.94	-	
Association of Part-time Undergraduate Students	-	-	-	71.05	-	71.05	-	-	-	67.33	-	67.33	
U of T Community Radio	-	-	2.50	-	2.50	-	-	-	2.50	-	2.50	-	
The Varsity	-	-	0.63	-	0.63	-	-	-	0.63	-	0.63	-	
Athletics & Recreation	-	-	104.91	20.98	104.91	20.98	-	-	99.64	19.93	99.64	19.93	
Hart House	-	-	63.67	12.73	63.67	12.73	-	-	61.52	12.30	61.52	12.30	
Health Service	-	-	17.73	3.55	17.73	3.55	-	-	17.13	3.43	17.13	3.43	
Student Services	-	-	56.29	11.26	56.29	11.26	-	-	54.39	10.88	54.39	10.88	
Student Affairs	-	-	23.84	4.77	23.84	4.77	-	-	22.97	4.59	22.97	4.59	
Total	0.00	0.00	402.47	124.34	402.47	124.34	0.00	0.00	372.22	118.46	372.22	118.46	
Change From Previous Year			+8.1%	+5.0%	+8.1%	+5.0%			+3.2%	+35.2%	+3.2%	+35.2%	
				Fall + Winter:		Full-time		804.94		Fall + Winter:		Full-time	
						Part-time		248.68				Part-time	
												744.44	
												236.92	

Compulsory Non-Academic Incidental Fees

UNDERGRADUATE PROFESSIONAL DIVISIONS (continued)

Nursing	Summer 2006		Fall 2006		Winter 2007		Summer 2005		Fall 2005		Winter 2006	
	Full-time	Part-time	Full-time	Part-time	Full-time	Part-time	Full-time	Part-time	Full-time	Part-time	Full-time	Part-time
Nursing Students' Council	-	-	19.50	1.00	19.50	1.00	-	-	19.50	1.00	19.50	1.00
Students' Administrative Council	-	-	125.40	-	125.40	-	-	-	105.94	-	105.94	-
Association of Part-time Undergraduate Students	-	-	-	71.05	-	71.05	-	-	-	67.33	-	67.33
U of T Community Radio	-	-	2.50	-	2.50	-	-	-	2.50	-	2.50	-
The Varsity	-	-	0.63	-	0.63	-	-	-	0.63	-	0.63	-
Athletics & Recreation	-	-	104.91	20.98	104.91	20.98	-	-	99.64	19.93	99.64	19.93
Hart House	-	-	63.67	12.73	63.67	12.73	-	-	61.52	12.30	61.52	12.30
Health Service	-	-	17.73	3.55	17.73	3.55	-	-	17.13	3.43	17.13	3.43
Student Services	-	-	56.29	11.26	56.29	11.26	-	-	54.39	10.88	54.39	10.88
Student Affairs	-	-	23.84	4.77	23.84	4.77	-	-	22.97	4.59	22.97	4.59
Total	0.00	0.00	414.47	125.34	414.47	125.34	0.00	0.00	384.22	119.46	384.22	119.46
Change From Previous Year			+7.9%	+4.9%	+7.9%	+4.9%			+3.1%	+34.8%	+3.1%	+34.8%
			Fall + Winter:						Fall + Winter:			
					Full-time				Full-time		Full-time	
					828.94				768.44		768.44	
					Part-time				Part-time		Part-time	
					250.68				238.92		238.92	

OISE / UT	Summer 2006		Fall 2006		Winter 2007		Summer 2005		Fall 2005		Winter 2006	
	Full-time	Part-time	Full-time	Part-time	Full-time	Part-time	Full-time	Part-time	Full-time	Part-time	Full-time	Part-time
B.Ed. and Diploma in Technological Studies	-	-	30.00	-	30.00	-	-	-	30.00	-	30.00	-
Student Teachers' Union	-	-	125.40	-	125.40	-	-	-	105.94	-	105.94	-
Students' Administrative Council	-	-	-	-	-	-	-	-	-	-	-	-
Association of Part-time Undergraduate Students	-	-	2.50	-	2.50	-	-	-	2.50	-	2.50	-
U of T Community Radio	-	-	0.63	-	0.63	-	-	-	0.63	-	0.63	-
The Varsity	-	-	104.91	-	104.91	-	-	-	99.64	-	99.64	-
Athletics & Recreation	-	-	63.67	-	63.67	-	-	-	61.52	-	61.52	-
Hart House	-	-	17.73	-	17.73	-	-	-	17.13	-	17.13	-
Health Service	-	-	56.29	-	56.29	-	-	-	54.39	-	54.39	-
Student Services	-	-	23.84	-	23.84	-	-	-	22.97	-	22.97	-
Student Affairs	-	-	-	-	-	-	-	-	-	-	-	-
Total	0.00	0.00	424.97	0.00	424.97	0.00	0.00	0.00	394.72	0.00	394.72	0.00
Change From Previous Year			+7.7%		+7.7%				+3.0%		+3.0%	
			Fall + Winter:						Fall + Winter:			
					Full-time				Full-time		Full-time	
					849.94				789.44		789.44	
					Part-time				Part-time		Part-time	
					0.00				0.00		0.00	

Pharmacy	Summer 2006		Fall 2006		Winter 2007		Summer 2005		Fall 2005		Winter 2006	
	Full-time	Part-time	Full-time	Part-time	Full-time	Part-time	Full-time	Part-time	Full-time	Part-time	Full-time	Part-time
Undergraduate Pharmaceutical Society	-	-	30.38	0.00	30.38	0.00	-	-	30.38	0.00	30.38	0.00
Students' Administrative Council	-	-	125.40	-	125.40	-	-	-	105.94	-	105.94	-
Association of Part-time Undergraduate Students	-	-	-	71.05	-	71.05	-	-	-	67.33	-	67.33
U of T Community Radio	-	-	2.50	-	2.50	-	-	-	2.50	-	2.50	-
The Varsity	-	-	0.63	-	0.63	-	-	-	0.63	-	0.63	-
Athletics & Recreation	-	-	104.91	20.98	104.91	20.98	-	-	99.64	19.93	99.64	19.93
Hart House	-	-	63.67	12.73	63.67	12.73	-	-	61.52	12.30	61.52	12.30
Health Service	-	-	17.73	3.55	17.73	3.55	-	-	17.13	3.43	17.13	3.43
Student Services	-	-	56.29	11.26	56.29	11.26	-	-	54.39	10.88	54.39	10.88
Student Affairs	-	-	23.84	4.77	23.84	4.77	-	-	22.97	4.59	22.97	4.59
Total	0.00	0.00	425.35	124.34	425.35	124.34	0.00	0.00	395.10	118.46	395.10	118.46
Change From Previous Year			+7.7%	+5.0%	+7.7%	+5.0%			+3.4%	+35.2%	+3.4%	+35.2%
			Fall + Winter:						Fall + Winter:			
					Full-time				Full-time		Full-time	
					850.70				790.20		790.20	
					Part-time				Part-time		Part-time	
					248.68				236.92		236.92	

Physical Education & Health	Summer 2006		Fall 2006		Winter 2007		Summer 2005		Fall 2005		Winter 2006	
	Full-time	Part-time	Full-time	Part-time	Full-time	Part-time	Full-time	Part-time	Full-time	Part-time	Full-time	Part-time
Physical & Health Education Undergraduate Association	-	-	17.50	0.00	17.50	0.00	-	-	17.50	0.00	17.50	0.00
Students' Administrative Council	-	-	125.40	-	125.40	-	-	-	105.94	-	105.94	-
Association of Part-time Undergraduate Students	-	-	-	71.05	-	71.05	-	-	-	67.33	-	67.33
U of T Community Radio	-	-	2.50	-	2.50	-	-	-	2.50	-	2.50	-
The Varsity	-	-	0.63	-	0.63	-	-	-	0.63	-	0.63	-
Athletics & Recreation	-	-	104.91	20.98	104.91	20.98	-	-	99.64	19.93	99.64	19.93
Hart House	-	-	63.67	12.73	63.67	12.73	-	-	61.52	12.30	61.52	12.30
Health Service	-	-	17.73	3.55	17.73	3.55	-	-	17.13	3.43	17.13	3.43
Student Services	-	-	56.29	11.26	56.29	11.26	-	-	54.39	10.88	54.39	10.88
Student Affairs	-	-	23.84	4.77	23.84	4.77	-	-	22.97	4.59	22.97	4.59
Total	0.00	0.00	412.47	124.34	412.47	124.34	0.00	0.00	382.22	118.46	382.22	118.46
Change From Previous Year			+7.9%	+5.0%	+7.9%	+5.0%			+3.1%	+35.2%	+3.1%	+35.2%
			Fall + Winter:						Fall + Winter:			
					Full-time				Full-time		Full-time	
					824.94				764.44		764.44	
					Part-time				Part-time		Part-time	
					248.68				236.92		236.92	

Compulsory Non-Academic Incidental Fees

OTHER PROGRAMS

Toronto School of Theology Basic Degree Students (not including college fees)	Summer 2006		Fall 2006		Winter 2007		Summer 2005		Fall 2005		Winter 2006	
	Full-time	Part-time	Full-time	Part-time	Full-time	Part-time	Full-time	Part-time	Full-time	Part-time	Full-time	Part-time
Students' Administrative Council	-	-	125.40	-	125.40	-	-	-	105.94	-	105.94	-
Athletics & Recreation	-	-	104.91	20.98	104.91	20.98	-	-	99.64	19.93	99.64	19.93
Hart House	-	-	63.67	12.73	63.67	12.73	-	-	61.52	12.30	61.52	12.30
Health Service	-	-	17.73	3.55	17.73	3.55	-	-	17.13	3.43	17.13	3.43
Student Services	-	-	56.29	11.26	56.29	11.26	-	-	54.39	10.88	54.39	10.88
Student Affairs	-	-	16.74	3.35	16.74	3.35	-	-	15.67	3.13	15.67	3.13
Total	0.00	0.00	384.74	51.87	384.74	51.87	0.00	0.00	354.29	49.67	354.29	49.67
Change From Previous Year			+8.6%	+4.4%	+8.6%	+4.4%			+3.5%	+2.2%	+3.5%	+2.2%
			Fall + Winter:		Full-time	769.48			Fall + Winter:		Full-time	708.58
					Part-time	103.74					Part-time	99.34

Transitional Year Program	0.00		0.00		0.00		Summer 2005		Fall 2005		Winter 2006	
	0.00	0.00	0.00	0.00	0.00	0.00	Full-time	Part-time	Full-time	Part-time	Full-time	Part-time
Student Association of the Transitional Year Program	-	-	15.00	0.00	15.00	0.00	-	-	15.00	0.00	15.00	0.00
Students' Administrative Council	-	-	125.40	-	125.40	-	-	-	105.94	-	105.94	-
Association of Part-time Undergraduate Students	-	-	-	71.05	-	71.05	-	-	-	67.33	-	67.33
U of T Community Radio	-	-	2.50	-	2.50	-	-	-	2.50	-	2.50	-
The Varsity	-	-	0.63	-	0.63	-	-	-	0.63	-	0.63	-
Athletics & Recreation	-	-	104.91	20.98	104.91	20.98	-	-	99.64	19.93	99.64	19.93
Hart House	-	-	63.67	12.73	63.67	12.73	-	-	61.52	12.30	61.52	12.30
Health Service	-	-	17.73	3.55	17.73	3.55	-	-	17.13	3.43	17.13	3.43
Student Services	-	-	56.29	11.26	56.29	11.26	-	-	54.39	10.88	54.39	10.88
Student Affairs	-	-	23.84	4.77	23.84	4.77	-	-	22.97	4.59	22.97	4.59
Total	0.00	0.00	409.97	124.34	409.97	124.34	0.00	0.00	379.72	118.46	379.72	118.46
Change From Previous Year			+8.0%	+5.0%	+8.0%	+5.0%			+3.1%	+35.2%	+3.1%	+35.2%
			Fall + Winter:		Full-time	819.94			Fall + Winter:		Full-time	759.44
					Part-time	248.68					Part-time	236.92

Woodsworth College Certificate, Diploma, and Other Programs	Summer 2006		Fall 2006		Winter 2007		Summer 2005		Fall 2005		Winter 2006	
	Full-time	Part-time	Full-time	Part-time	Full-time	Part-time	Full-time	Part-time	Full-time	Part-time	Full-time	Part-time
Woodsworth College Students' Association	15.00	15.00	7.50	7.50	7.50	7.50	15.00	15.00	7.50	7.50	7.50	7.50
Students' Administrative Council	30.05	-	125.40	-	125.40	-	25.75	-	105.94	-	105.94	-
Association of Part-time Undergraduate Students	-	17.85	-	71.05	-	71.05	-	14.14	-	67.33	-	67.33
Arts & Science Students' Union	7.50	-	7.50	-	7.50	-	5.50	-	5.50	-	5.50	-
U of T Community Radio	2.50	-	2.50	-	2.50	-	2.50	-	2.50	-	2.50	-
The Varsity	0.63	-	0.63	-	0.63	-	0.63	-	0.63	-	0.63	-
Athletics & Recreation	104.91	20.98	104.91	20.98	104.91	20.98	99.64	19.93	99.64	19.93	99.64	19.93
Hart House	63.67	12.73	63.67	12.73	63.67	12.73	61.52	12.30	61.52	12.30	61.52	12.30
Health Service	17.73	3.55	17.73	3.55	17.73	3.55	17.13	3.43	17.13	3.43	17.13	3.43
Student Services	56.29	11.26	56.29	11.26	56.29	11.26	54.39	10.88	54.39	10.88	54.39	10.88
Student Affairs	23.84	4.77	23.84	4.77	23.84	4.77	22.97	4.59	22.97	4.59	22.97	4.59
Total	322.12	86.14	409.97	131.84	409.97	131.84	305.03	80.27	377.72	125.96	377.72	125.96
Change From Previous Year	+5.6%	+7.3%	+8.5%	+4.7%	+8.5%	+4.7%	-6.5%	-27.8%	-1.6%	+11.8%	-1.6%	+11.8%
			Fall + Winter:		Full-time	819.94			Fall + Winter:		Full-time	755.44
					Part-time	263.68					Part-time	251.92

Compulsory Non-Academic Incidental Fees

GRADUATE STUDIES

Graduate Studies St. George	Summer 2006		Fall 2006		Winter 2007		Summer 2005		Fall 2005		Winter 2006	
	Full-time	Part-time	Full-time	Part-time	Full-time	Part-time	Full-time	Part-time	Full-time	Part-time	Full-time	Part-time
Graduate Students' Union	-	42.10	201.33	88.83	201.33	88.83	-	41.42	119.03	22.33	119.03	22.33
Athletics & Recreation	-	20.98	104.91	20.98	104.91	20.98	-	19.93	99.64	19.93	99.64	19.93
Hart House	-	12.73	63.67	12.73	63.67	12.73	-	12.30	61.52	12.30	61.52	12.30
Health Service	-	3.55	17.73	3.55	17.73	3.55	-	3.43	17.13	3.43	17.13	3.43
Student Services	-	11.26	56.29	11.26	56.29	11.26	-	10.88	54.39	10.88	54.39	10.88
Student Affairs	-	4.77	23.84	4.77	23.84	4.77	-	4.59	22.97	4.59	22.97	4.59
Total	0.00	95.39	467.77	142.12	467.77	142.12	0.00	92.55	374.68	73.46	374.68	73.46
Change From Previous Year		+3.1%	+24.8%	+93.5%	+24.8%	+93.5%		+5.6%	+4.7%	+1.8%	+4.7%	+1.8%
			Fall + Winter:		Full-time	935.54			Fall + Winter:		Full-time	749.36
					Part-time	284.24					Part-time	146.92

Graduate Studies Mississauga	Summer 2006		Fall 2006		Winter 2007		Summer 2005		Fall 2005		Winter 2006	
	Full-time	Part-time	Full-time	Part-time	Full-time	Part-time	Full-time	Part-time	Full-time	Part-time	Full-time	Part-time
Erindale College Athletics and Recreation Association												
Graduate Students' Union	-	42.10	201.33	88.83	201.33	88.83	-	41.42	119.03	22.33	119.03	22.33
Centre for Physical Education	-	13.88	69.40	13.88	69.40	13.88	-	13.61	68.04	13.61	68.04	13.61
Athletics Building Levy	-	2.73	76.50	15.30	76.50	15.30	-	2.73	13.66	2.73	13.66	2.73
Athletics & Recreation	-	2.63	12.58	2.63	12.58	2.63	-	2.50	12.48	2.50	12.48	2.50
Hart House	-	0.40	1.95	0.40	1.95	0.40	-	0.38	1.88	0.38	1.88	0.38
Health Service	-	3.74	18.69	3.74	18.69	3.74	-	3.63	18.15	3.63	18.15	3.63
Student Services	-	20.44	102.20	20.44	102.20	20.44	-	19.84	99.20	19.84	99.20	19.84
Total	0.00	85.92	482.65	145.22	482.65	145.22	0.00	84.11	332.44	65.02	332.44	65.02
Change From Previous Year		+2.2%	+45.2%	+123.3%	+45.2%	+123.3%		+6.5%	+5.7%	+2.4%	+5.7%	+2.4%
			Fall + Winter:		Full-time	965.30			Fall + Winter:		Full-time	664.88
					Part-time	290.44					Part-time	130.04

Graduate Studies Scarborough	Summer 2006		Fall 2006		Winter 2007		Summer 2005		Fall 2005		Winter 2006	
	Full-time	Part-time	Full-time	Part-time	Full-time	Part-time	Full-time	Part-time	Full-time	Part-time	Full-time	Part-time
Scarborough College Athletic Association												
Graduate Students' Union	-	42.10	201.33	88.83	201.33	88.83	-	41.42	119.03	22.33	119.03	22.33
Scarborough College Athletic Fee	-	17.37	86.84	17.37	86.84	17.37	-	16.78	83.90	16.78	83.90	16.78
Athletics & Recreation	-	2.63	12.58	2.63	12.58	2.63	-	2.50	12.48	2.50	12.48	2.50
Hart House	-	0.40	1.95	0.40	1.95	0.40	-	0.38	1.88	0.38	1.88	0.38
Health Service	-	8.06	40.31	8.06	40.31	8.06	-	7.83	39.14	7.83	39.14	7.83
Student Services	-	23.72	118.59	23.72	118.59	23.72	-	21.12	105.61	21.12	105.61	21.12
Total	0.00	94.28	461.60	141.01	461.60	141.01	0.00	90.03	362.04	70.94	362.04	70.94
Change From Previous Year		+4.7%	+27.5%	+98.8%	+27.5%	+98.8%		+10.5%	+10.7%	+7.5%	+10.7%	+7.5%
			Fall + Winter:		Full-time	923.20			Fall + Winter:		Full-time	724.08
					Part-time	282.02					Part-time	141.88

Graduate Studies: Faculty of Information Studies Information Studies (not including Museum Studies)	Summer 2006		Fall 2006		Winter 2007		Summer 2005		Fall 2005		Winter 2006	
	Full-time	Part-time	Full-time	Part-time	Full-time	Part-time	Full-time	Part-time	Full-time	Part-time	Full-time	Part-time
Information Studies Student Council	-	0.00	50.00	25.00	50.00	25.00	-	0.00	50.00	25.00	50.00	25.00
Graduate Students' Union	-	42.10	201.33	88.83	201.33	88.83	-	41.42	119.03	22.33	119.03	22.33
Athletics & Recreation	-	20.98	104.91	20.98	104.91	20.98	-	19.93	99.64	19.93	99.64	19.93
Hart House	-	12.73	63.67	12.73	63.67	12.73	-	12.30	61.52	12.30	61.52	12.30
Health Service	-	3.55	17.73	3.55	17.73	3.55	-	3.43	17.13	3.43	17.13	3.43
Student Services	-	11.26	56.29	11.26	56.29	11.26	-	10.88	54.39	10.88	54.39	10.88
Student Affairs	-	4.77	23.84	4.77	23.84	4.77	-	4.59	22.97	4.59	22.97	4.59
Total	0.00	95.39	517.77	167.12	517.77	167.12	0.00	92.55	424.68	98.46	424.68	98.46
Change From Previous Year		+3.1%	+21.9%	+69.7%	+21.9%	+69.7%		+5.6%	+4.1%	+1.3%	+4.1%	+1.3%
			Fall + Winter:		Full-time	1,035.54			Fall + Winter:		Full-time	849.36
					Part-time	334.24					Part-time	196.92

Graduate Studies: Rotman School of Management MBA (Degree Students)	Summer 2006		Fall 2006		Winter 2007		Summer 2005		Fall 2005		Winter 2006	
	Full-time	Part-time	Full-time	Part-time	Full-time	Part-time	Full-time	Part-time	Full-time	Part-time	Full-time	Part-time
Graduate Business Council	-	20.00	30.00	15.00	30.00	15.00	-	20.00	20.00	10.00	20.00	10.00
Graduate Students' Union	-	42.10	201.33	88.83	201.33	88.83	-	41.42	119.03	22.33	119.03	22.33
Athletics & Recreation	-	20.98	104.91	20.98	104.91	20.98	-	19.93	99.64	19.93	99.64	19.93
Hart House	-	12.73	63.67	12.73	63.67	12.73	-	12.30	61.52	12.30	61.52	12.30
Health Service	-	3.55	17.73	3.55	17.73	3.55	-	3.43	17.13	3.43	17.13	3.43
Student Services	-	11.26	56.29	11.26	56.29	11.26	-	10.88	54.39	10.88	54.39	10.88
Student Affairs	-	4.77	23.84	4.77	23.84	4.77	-	4.59	22.97	4.59	22.97	4.59
Total	0.00	115.39	497.77	157.12	497.77	157.12	0.00	112.55	394.68	83.46	394.68	83.46
Change From Previous Year		+2.5%	+26.1%	+88.3%	+26.1%	+88.3%		+4.6%	+4.5%	+1.6%	+4.5%	+1.6%
			Fall + Winter:		Full-time	995.54			Fall + Winter:		Full-time	789.36
					Part-time	314.24					Part-time	166.92

Compulsory Non-Academic Incidental Fees

GRADUATE STUDIES (continued)

Graduate Studies: Rotman School of Management MBA (Special Students)	Summer 2006		Fall 2006		Winter 2007		Summer 2005		Fall 2005		Winter 2006	
	Full-time	Part-time	Full-time	Part-time	Full-time	Part-time	Full-time	Part-time	Full-time	Part-time	Full-time	Part-time
Graduate Students' Union	-	-	201.33	-	201.33	-	-	-	119.03	-	119.03	-
Athletics & Recreation	-	-	104.91	-	104.91	-	-	-	99.64	-	99.64	-
Hart House	-	-	63.67	-	63.67	-	-	-	61.52	-	61.52	-
Health Service	-	-	17.73	-	17.73	-	-	-	17.13	-	17.13	-
Student Services	-	-	56.29	-	56.29	-	-	-	54.39	-	54.39	-
Student Affairs	-	-	23.84	-	23.84	-	-	-	22.97	-	22.97	-
Total	0.00	0.00	467.77	0.00	467.77	0.00	0.00	0.00	374.68	0.00	374.68	0.00
Change From Previous Year			+24.8%		+24.8%				+4.7%		+4.7%	
			Fall + Winter:		Full-time	935.54			Fall + Winter:		Full-time	749.36
					Part-time	0.00					Part-time	0.00

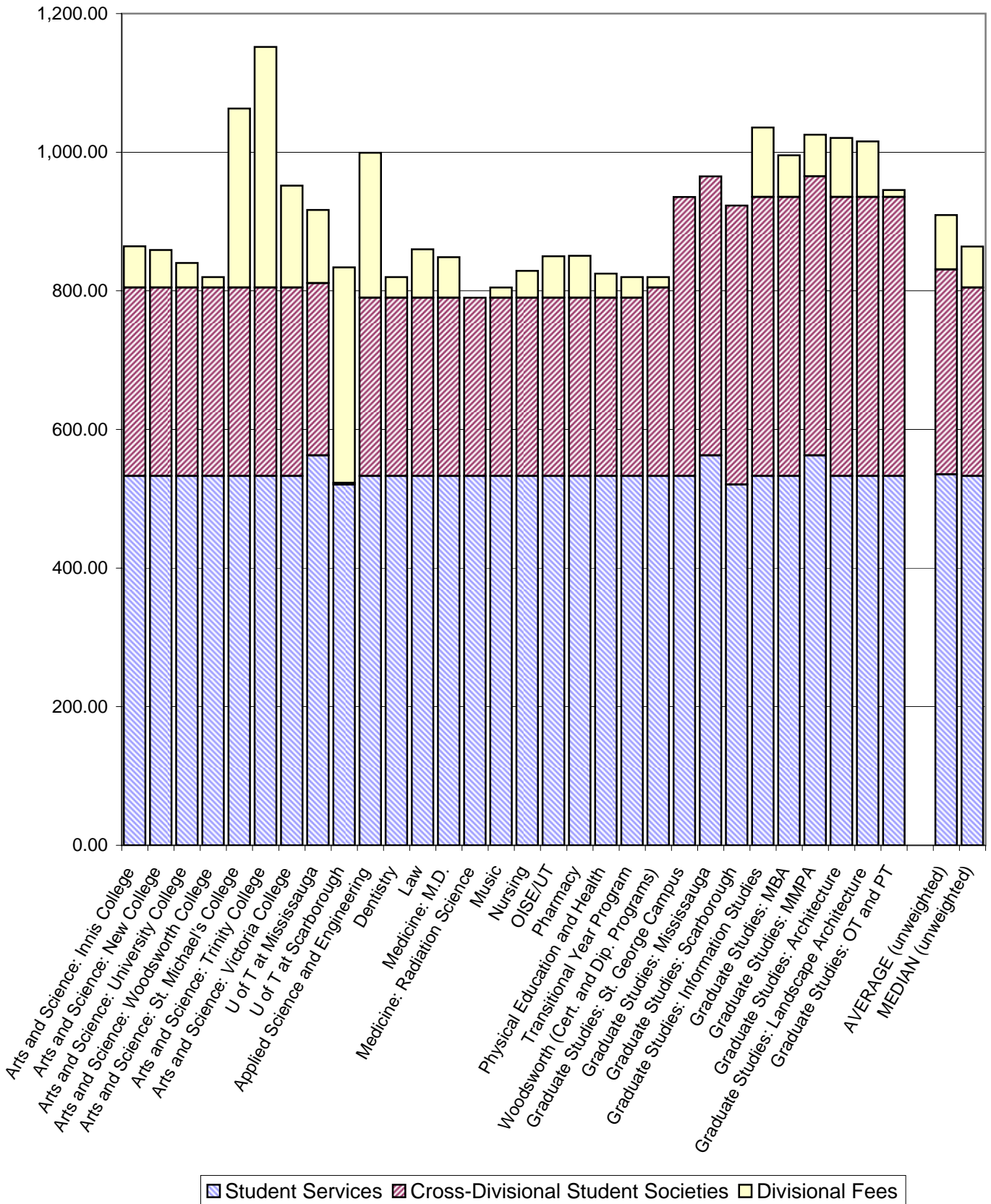
Graduate Studies: Rotman School of Management MMPA (Mississauga)	Full-time		Full-time		Full-time		Full-time		Full-time		Full-time	
	Full-time	Part-time	Full-time	Part-time	Full-time	Part-time	Full-time	Part-time	Full-time	Part-time	Full-time	Part-time
Graduate Business Council	-	-	30.00	-	30.00	-	-	-	20.00	-	20.00	-
Graduate Students' Union	-	-	201.33	-	201.33	-	-	-	119.03	-	119.03	-
Centre for Physical Education	-	-	69.40	-	69.40	-	-	-	68.04	-	68.04	-
Athletics Building Levy	-	-	76.50	-	76.50	-	-	-	13.66	-	13.66	-
Athletics & Recreation	-	-	12.58	-	12.58	-	-	-	12.48	-	12.48	-
Hart House	-	-	1.95	-	1.95	-	-	-	1.88	-	1.88	-
Health Service	-	-	18.69	-	18.69	-	-	-	18.15	-	18.15	-
Student Services	-	-	102.20	-	102.20	-	-	-	99.20	-	99.20	-
Total	0.00	0.00	512.65	0.00	512.65	0.00	0.00	0.00	352.44	0.00	352.44	0.00
Change From Previous Year			+45.5%		+45.5%				+5.4%		+5.4%	
			System Access Fee Full-time		1,025.30				System Access Fee Full-time		704.88	
					Part-time	0.00					Part-time	0.00

Graduate Studies: Architecture, Landscape & Design Architecture Students and Urban Design Students	Summer 2006		Fall 2006		Winter 2007		Summer 2005		Fall 2005		Winter 2006	
	Full-time	Part-time	Full-time	Part-time	Full-time	Part-time	Full-time	Part-time	Full-time	Part-time	Full-time	Part-time
Graduate Architecture, Landscape & Design Student Union	-	0.00	42.50	25.00	42.50	25.00	-	0.00	42.50	25.00	42.50	25.00
Graduate Students' Union	-	42.10	201.33	88.83	201.33	88.83	-	41.42	119.03	22.33	119.03	22.33
Athletics & Recreation	-	20.98	104.91	20.98	104.91	20.98	-	19.93	99.64	19.93	99.64	19.93
Hart House	-	12.73	63.67	12.73	63.67	12.73	-	12.30	61.52	12.30	61.52	12.30
Health Service	-	3.55	17.73	3.55	17.73	3.55	-	3.43	17.13	3.43	17.13	3.43
Student Services	-	11.26	56.29	11.26	56.29	11.26	-	10.88	54.39	10.88	54.39	10.88
Student Affairs	-	4.77	23.84	4.77	23.84	4.77	-	4.59	22.97	4.59	22.97	4.59
Total	0.00	95.39	510.27	167.12	510.27	167.12	0.00	92.55	417.18	98.46	417.18	98.46
Change From Previous Year		+3.1%	+22.3%	+69.7%	+22.3%	+69.7%		+5.6%	+4.2%	+1.3%	+4.2%	+1.3%
			Fall + Winter:		Full-time	1,020.54			Fall + Winter:		Full-time	834.36
					Part-time	334.24					Part-time	196.92

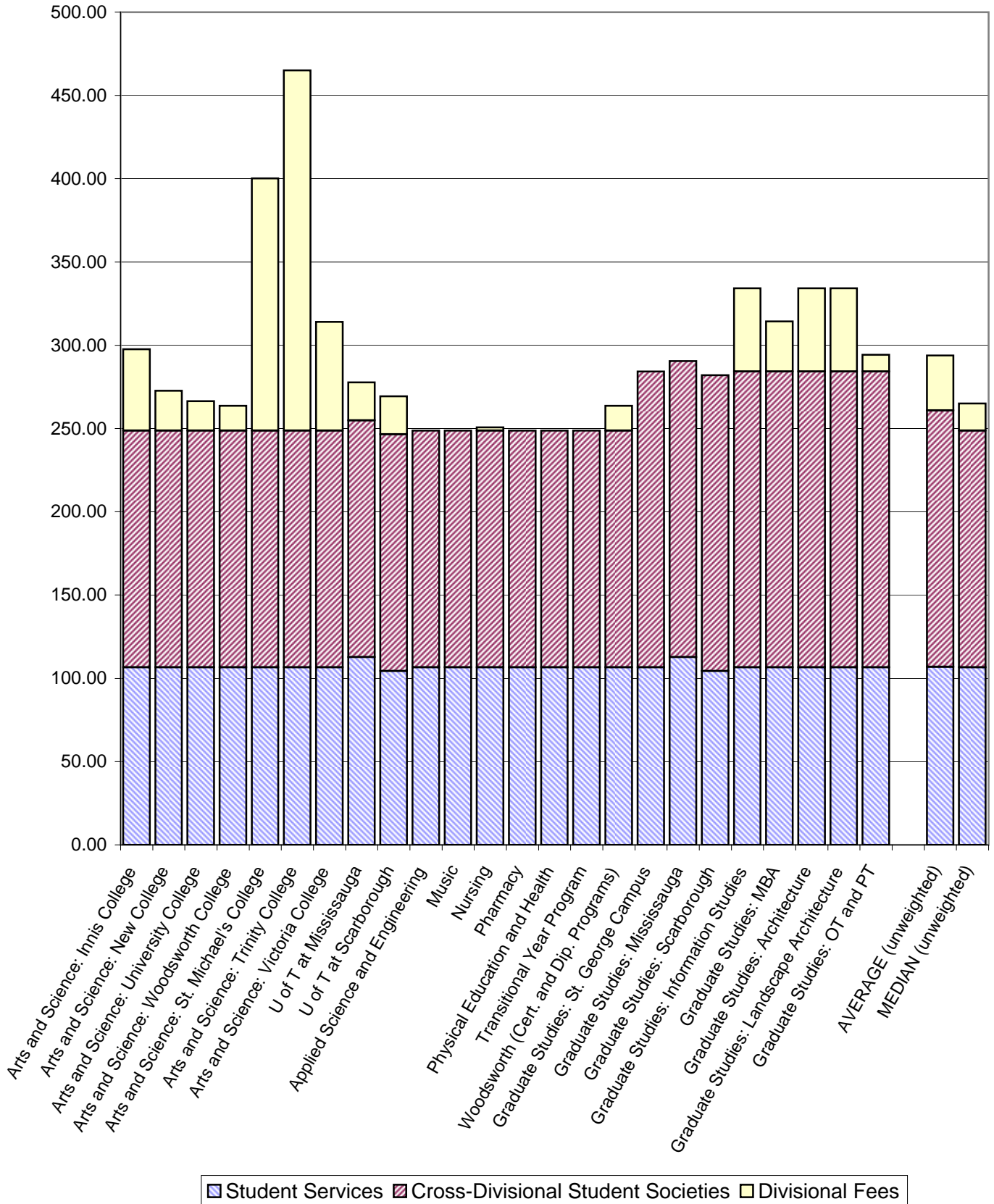
Graduate Studies: Architecture, Landscape & Design Landscape Architecture Students	Summer 2006		Fall 2006		Winter 2007		Summer 2005		Fall 2005		Winter 2006	
	Full-time	Part-time	Full-time	Part-time	Full-time	Part-time	Full-time	Part-time	Full-time	Part-time	Full-time	Part-time
Graduate Architecture, Landscape & Design Student Union	-	0.00	40.00	25.00	40.00	25.00	-	0.00	40.00	25.00	40.00	25.00
Graduate Students' Union	-	42.10	201.33	88.83	201.33	88.83	-	41.42	119.03	22.33	119.03	22.33
Athletics & Recreation	-	20.98	104.91	20.98	104.91	20.98	-	19.93	99.64	19.93	99.64	19.93
Hart House	-	12.73	63.67	12.73	63.67	12.73	-	12.30	61.52	12.30	61.52	12.30
Health Service	-	3.55	17.73	3.55	17.73	3.55	-	3.43	17.13	3.43	17.13	3.43
Student Services	-	11.26	56.29	11.26	56.29	11.26	-	10.88	54.39	10.88	54.39	10.88
Student Affairs	-	4.77	23.84	4.77	23.84	4.77	-	4.59	22.97	4.59	22.97	4.59
Total	0.00	95.39	507.77	167.12	507.77	167.12	0.00	92.55	414.68	98.46	414.68	98.46
Change From Previous Year		+3.1%	+22.4%	+69.7%	+22.4%	+69.7%		+5.6%	+4.2%	+1.3%	+4.2%	+1.3%
			Fall + Winter:		Full-time	1,015.54			Fall + Winter:		Full-time	829.36
					Part-time	334.24					Part-time	196.92

Graduate Studies Occupational Therapy and Physical Therapy Occupational Therapy & Physical Therapy Graduate Students Council	Summer 2006		Fall 2006		Winter 2007		Summer 2005		Fall 2005		Winter 2006	
	Full-time	Part-time	Full-time	Part-time	Full-time	Part-time	Full-time	Part-time	Full-time	Part-time	Full-time	Part-time
Graduate Students' Union	-	42.10	201.33	88.83	201.33	88.83	-	41.42	119.03	22.33	119.03	22.33
Athletics & Recreation	-	20.98	104.91	20.98	104.91	20.98	-	19.93	99.64	19.93	99.64	19.93
Hart House	-	12.73	63.67	12.73	63.67	12.73	-	12.30	61.52	12.30	61.52	12.30
Health Service	-	3.55	17.73	3.55	17.73	3.55	-	3.43	17.13	3.43	17.13	3.43
Student Services	-	11.26	56.29	11.26	56.29	11.26	-	10.88	54.39	10.88	54.39	10.88
Student Affairs	-	4.77	23.84	4.77	23.84	4.77	-	4.59	22.97	4.59	22.97	4.59
Total	0.00	95.39	472.77	147.12	472.77	147.12	0.00	92.55	379.68	78.46	379.68	78.46
Change From Previous Year		+3.1%	+24.5%	+87.5%	+24.5%	+87.5%		+5.6%	+4.6%	+1.7%	+4.6%	+1.7%
			Fall + Winter:		Full-time	945.54			Fall + Winter:		Full-time	759.36
					Part-time	294.24					Part-time	156.92

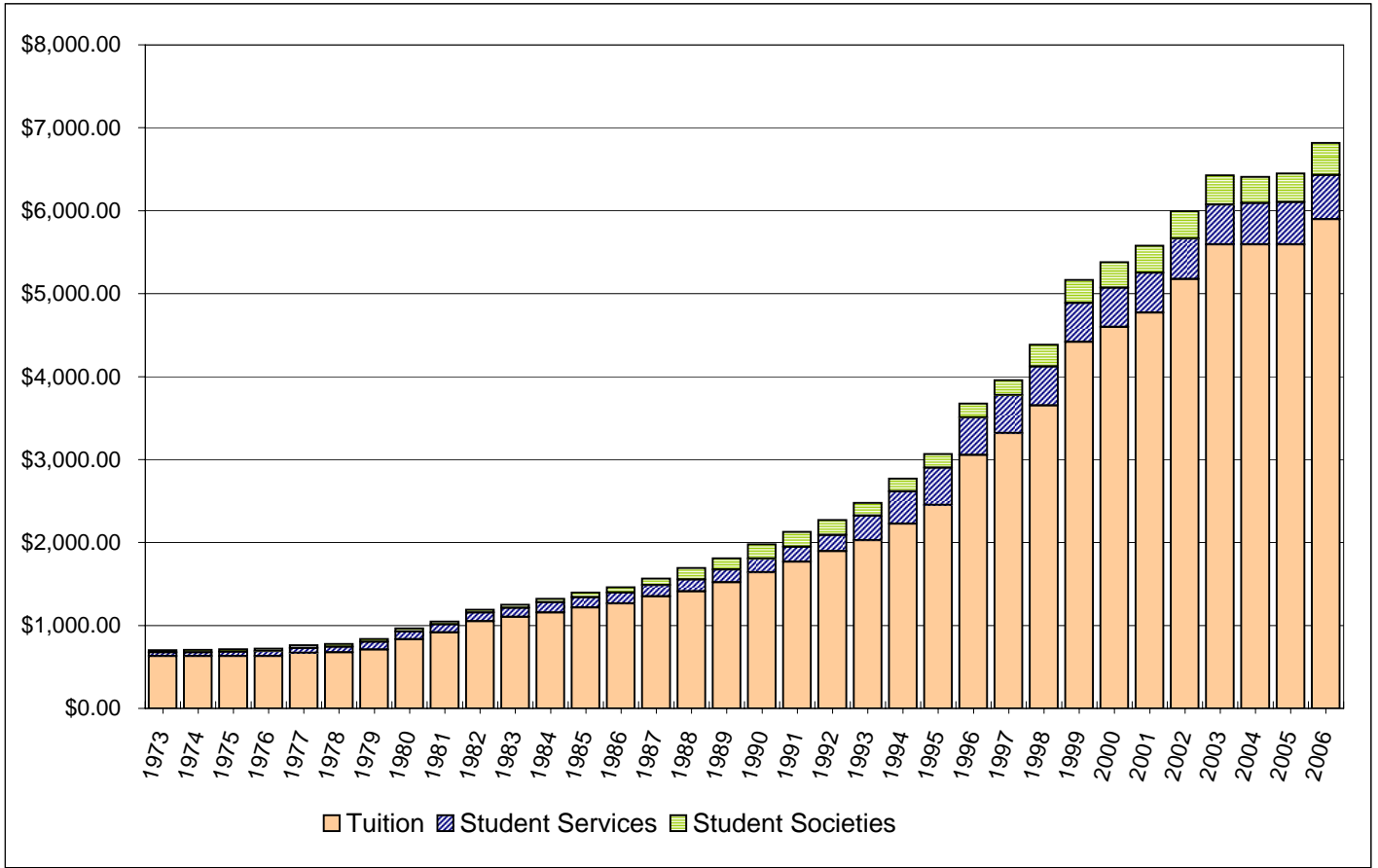
Typical Fall/Winter Incidental Fees (Full-time Students)



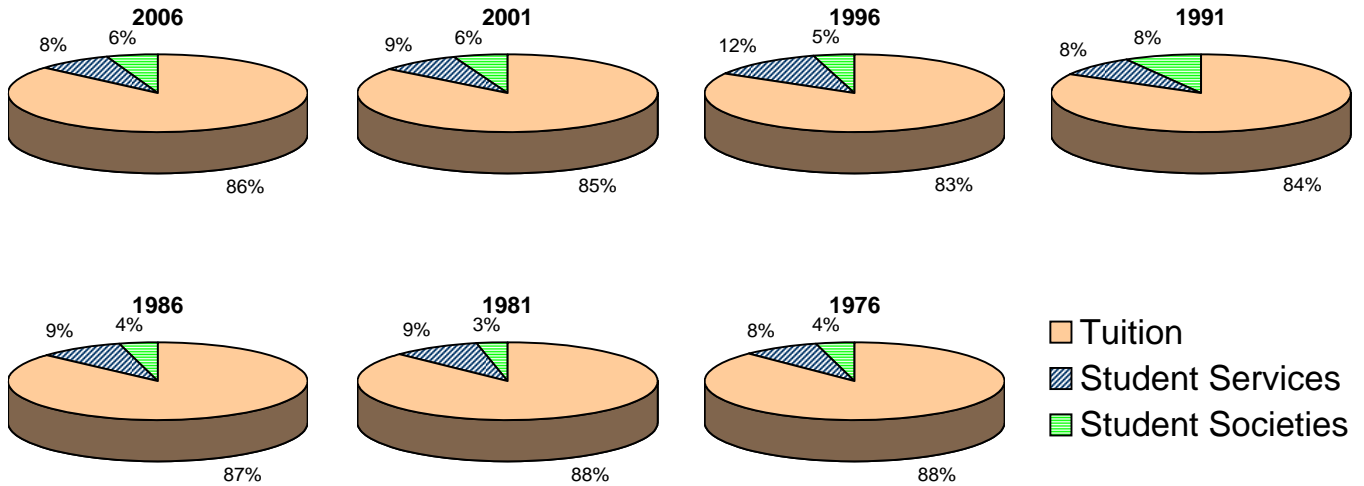
Typical Fall/Winter Incidental Fees (Part-time Students)



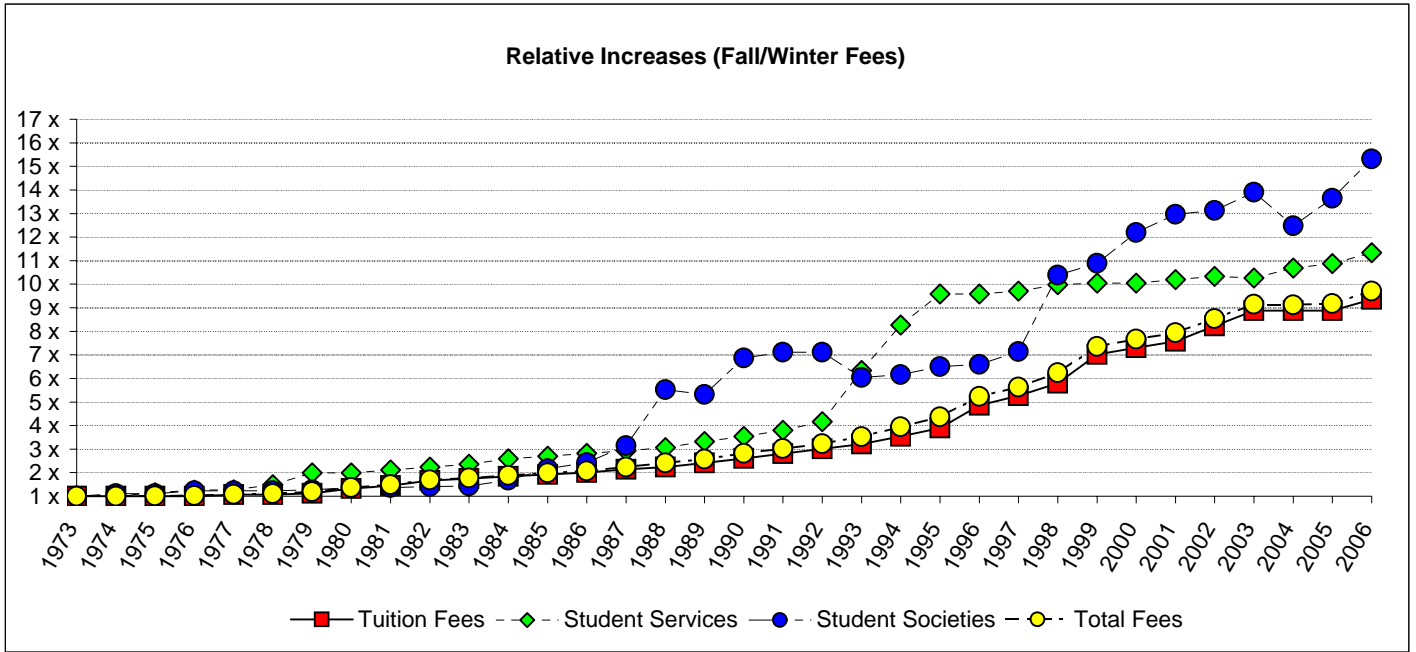
Typical Fall-Winter Full-time Student Fees Since 1973



The fees for a "typical fall-winter full-time student" are the average fees charged through the fall and winter academic period to a full-time University College student (with a course load of 5.0 FCE) and a full-time first year Applied Science and Engineering student. See next page for data.



Compulsory Non-Academic Incidental Fees



Data Used for Charts on Pages 11-12

YEAR	RELATIVE CHANGES				TOTAL FALL-WINTER FEES				STUDENT SERVICE FEES				STUDENT SOCIETY FEES		
	Tuition Fees	Student Services	Student Societies	Total Fees	Tuition Fees	Student Services (Total)	Student Societies (UC/Eng. Ave+SAC)	Total Fees	Athletics & Recreation	Hart House	Health Service	Student Services + Student Affairs	U.C. Lit. + ASSU	Eng. Society	SAC St. George + Varsity + CIUT
1973	1.00	1.00	1.00	1.00	\$630.00	\$47.00	\$25.25	\$702.25	\$15.00	\$20.00	\$12.00		\$10.00	\$12.50	\$14.00
1974	1.00	1.00	1.11	1.00	\$630.00	\$47.00	\$28.00	\$705.00	\$15.00	\$20.00	\$12.00		\$10.00	\$15.00	\$15.50
1975	1.00	1.15	1.11	1.01	\$630.00	\$54.00	\$28.00	\$712.00	\$20.00	\$22.00	\$12.00		\$10.00	\$15.00	\$15.50
1976	1.00	1.26	1.23	1.03	\$630.00	\$59.00	\$31.00	\$720.00	\$25.00	\$22.00	\$12.00		\$16.00	\$17.00	\$14.50
1977	1.06	1.27	1.23	1.08	\$670.00	\$59.50	\$31.00	\$760.50	\$25.00	\$22.00	\$12.50		\$16.00	\$17.00	\$14.50
1978	1.07	1.49	1.23	1.11	\$675.00	\$70.00	\$31.00	\$776.00	\$26.50	\$25.00	\$18.50		\$16.00	\$17.00	\$14.50
1979	1.13	1.99	1.27	1.19	\$710.00	\$93.50	\$32.00	\$835.50	\$43.00	\$32.00	\$18.50		\$18.00	\$17.00	\$14.50
1980	1.33	1.99	1.37	1.37	\$835.00	\$93.50	\$34.50	\$963.00	\$43.00	\$32.00	\$18.50		\$18.00	\$22.00	\$14.50
1981	1.45	2.12	1.37	1.49	\$915.00	\$99.50	\$34.50	\$1,049.00	\$47.00	\$34.00	\$18.50		\$18.00	\$22.00	\$14.50
1982	1.67	2.24	1.41	1.70	\$1,050.00	\$105.25	\$35.50	\$1,190.75	\$49.75	\$37.00	\$18.50		\$20.00	\$22.00	\$14.50
1983	1.75	2.36	1.44	1.78	\$1,102.00	\$111.00	\$36.25	\$1,249.25	\$52.50	\$40.00	\$18.50		\$20.00	\$22.00	\$15.25
1984	1.84	2.60	1.67	1.88	\$1,157.00	\$122.00	\$42.25	\$1,321.25	\$55.50	\$43.00	\$23.50		\$26.00	\$22.00	\$18.25
1985	1.93	2.70	2.17	1.99	\$1,215.00	\$126.75	\$54.88	\$1,396.63	\$58.25	\$45.00	\$23.50		\$26.00	\$41.25	\$21.25
1986	2.01	2.81	2.43	2.08	\$1,265.00	\$132.25	\$61.38	\$1,458.63	\$60.75	\$48.00	\$23.50		\$26.00	\$46.75	\$25.00
1987	2.14	2.93	3.15	2.23	\$1,350.00	\$137.50	\$79.54	\$1,567.04	\$63.50	\$50.50	\$23.50		\$40.75	\$49.75	\$34.29
1988	2.24	3.07	5.52	2.41	\$1,410.00	\$144.25	\$139.42	\$1,693.67	\$67.75	\$53.00	\$23.50		\$40.75	\$155.50	\$41.29
1989	2.41	3.32	5.32	2.58	\$1,520.00	\$156.00	\$134.29	\$1,810.29	\$72.25	\$56.75	\$27.00		\$44.50	\$155.50	\$34.29
1990	2.60	3.54	6.87	2.82	\$1,640.00	\$166.25	\$173.50	\$1,979.75	\$76.75	\$61.00	\$28.50		\$52.50	\$160.50	\$67.00
1991	2.81	3.80	7.11	3.03	\$1,770.00	\$178.50	\$179.47	\$2,127.97	\$81.25	\$65.90	\$31.35		\$52.50	\$167.00	\$69.72
1992	3.01	4.16	7.11	3.23	\$1,895.00	\$195.65	\$179.64	\$2,270.29	\$87.00	\$75.40	\$33.25		\$52.50	\$167.87	\$69.45
1993	3.22	6.34	6.03	3.53	\$2,027.65	\$297.92	\$152.35	\$2,477.92	\$94.50	\$108.50	\$33.25	\$61.67	\$54.75	\$168.34	\$40.80
1994	3.54	8.27	6.16	3.95	\$2,228.00	\$388.49	\$155.56	\$2,772.05	\$117.00	\$113.90	\$34.25	\$123.34	\$56.75	\$170.92	\$41.72
1995	3.89	9.58	6.50	4.36	\$2,451.00	\$450.15	\$164.12	\$3,065.27	\$117.00	\$113.90	\$34.25	\$185.00	\$41.75	\$176.00	\$55.24
1996	4.85	9.58	6.60	5.23	\$3,057.00	\$450.15	\$166.63	\$3,673.78	\$117.00	\$113.90	\$34.25	\$185.00	\$41.75	\$176.76	\$57.37
1997	5.27	9.71	7.14	5.63	\$3,319.90	\$456.40	\$180.26	\$3,956.56	\$163.42	\$115.61	\$34.25	\$143.12	\$43.75	\$195.56	\$60.60
1998	5.80	9.97	10.39	6.24	\$3,654.00	\$468.70	\$262.28	\$4,384.98	\$168.81	\$119.66	\$34.25	\$145.98	\$43.75	\$195.82	\$142.49
1999	7.01	10.04	10.89	7.35	\$4,417.50	\$472.07	\$274.96	\$5,164.53	\$172.18	\$119.66	\$34.25	\$145.98	\$44.00	\$196.15	\$154.88
2000	7.30	10.05	12.19	7.66	\$4,600.50	\$472.37	\$307.87	\$5,380.74	\$173.16	\$119.66	\$34.25	\$145.30	\$44.00	\$201.96	\$184.89
2001	7.57	10.20	12.96	7.94	\$4,771.00	\$479.35	\$327.23	\$5,577.58	\$179.56	\$120.24	\$34.25	\$145.30	\$44.00	\$201.96	\$204.25
2002	8.22	10.33	13.13	8.54	\$5,178.50	\$485.62	\$331.51	\$5,995.63	\$179.56	\$124.39	\$34.25	\$147.42	\$44.00	\$177.38	\$220.82
2003	8.88	10.27	13.90	9.15	\$5,592.50	\$482.68	\$351.04	\$6,426.22	\$183.16	\$116.54	\$34.26	\$148.72	\$44.04	\$175.48	\$241.28
2004	8.88	10.68	12.48	9.13	\$5,592.50	\$501.94	\$315.00	\$6,409.44	\$195.38	\$120.62	\$34.26	\$151.68	\$44.04	\$176.68	\$204.64
2005	8.88	10.88	13.64	9.18	\$5,592.50	\$511.30	\$344.38	\$6,448.18	\$199.28	\$123.04	\$34.26	\$154.72	\$44.04	\$208.44	\$218.14
2006	9.36	11.34	15.32	9.71	\$5,896.50	\$532.88	\$386.84	\$6,816.22	\$209.82	\$127.34	\$35.46	\$160.26	\$50.26	\$209.30	\$257.06

NOTES ON DATA:

- Prior to 1996-97, tuition is reported as the academic fees paid by either a full-time Applied Science and Engineering student or a full-time Arts & Science student with a course load of 5.0 FCE. Beginning in 1996-97, tuition is reported as the average paid by a full-time year 1 Applied Science and Engineering student and a full-time Arts & Science student with a course load of 5.0 FCE.
- Prior to 1977-78, the Athletics and Recreation fee is reported as the average of the men's athletics fee and the women's athletics fee.
- The Athletics & Recreation and Hart House fees for 1982-83 are reported as the average of the 1981-82 and 1983-84 fees as no records of the 1982-83 fees are available.

**Compulsory Non-Academic Incidental Fees
Schedule of Fees**

Schedule 1: Student Society Fees

Student Societies	Summer 2006		Fall 2006		Winter 2007		Summer 2005		Fall 2005		Winter 2006	
	Full-time	Part-time	Full-time	Part-time	Full-time	Part-time	Full-time	Part-time	Full-time	Part-time	Full-time	Part-time
Arts & Science Students' Union												
Society	7.50		7.50		7.50		5.50		5.50		5.50	
TOTAL	\$7.50	\$0.00	\$7.50	\$0.00	\$7.50	\$0.00	\$5.50	\$0.00	\$5.50	\$0.00	\$5.50	\$0.00
Change From Previous Year	+36.4%		+36.4%		+36.4%		+0.0%		+0.0%		+0.0%	
	+2.00		+2.00		+2.00		+0.00		+0.00		+0.00	
Association of Part-time Undergraduate Students												
Society		13.65		13.65		13.65		10.00		10.00		10.00
Ontario Public Interest Research Group (refundable)		1.00		0.50		0.50		1.00		0.50		0.50
Canadian Federation of Students (CFS) & CFS-Ontario (cost of living increases permitted without referendum - approved fall 2002)		3.20		3.27		3.27		3.14		3.20		3.20
Accident & Prescription Drug Insurance Plan (refundable; increases up to 10% permitted without referendum - approved spring 1994) – See Note 6				24.24		24.24				24.24		24.24
Provincial Sales Tax on Accident & Prescription Drug Insurance Plan (refundable)				1.94		1.94				1.94		1.94
Dental Plan (refundable; increases up to 10% permitted without referendum - approved spring of 2005) – See Note 5				25.42		25.42				25.42		25.42
Provincial Sales Tax on Dental Plan (refundable)				2.03		2.03				2.03		2.03
TOTAL	\$0.00	\$17.85	\$0.00	\$71.05	\$0.00	\$71.05	\$0.00	\$14.14	\$0.00	\$67.33	\$0.00	\$67.33
Change From Previous Year		+26.2%		+5.5%		+5.5%		+28.5%		+79.8%		+79.8%
		+3.71		+3.72		+3.72		+3.14		+29.89		+29.89
Cardiovascular Sciences Collaborative Program Student Association												
Society - See Note 4			5.00	5.00	5.00	5.00			5.00	5.00	5.00	5.00
TOTAL	\$0.00	\$0.00	\$5.00	\$5.00	\$5.00	\$5.00	\$0.00	\$0.00	\$5.00	\$5.00	\$5.00	\$5.00
Change From Previous Year			+0.0%	+0.0%	+0.0%	+0.0%			+0.0%	+0.0%	+0.0%	+0.0%
			+0.00	+0.00	+0.00	+0.00			+0.00	+0.00	+0.00	+0.00
Dental Students' Society												
Society (cost of living increases permitted without referendum - approved spring 1994)			15.00		15.00				15.00		15.00	
TOTAL	\$0.00	\$0.00	\$15.00	\$0.00	\$15.00	\$0.00	\$0.00	\$0.00	\$15.00	\$0.00	\$15.00	\$0.00
Change From Previous Year			+0.0%		+0.0%				+0.0%		+0.0%	
			+0.00		+0.00				+0.00		+0.00	
Engineering Society												
Society (cost of living increases permitted without referendum - approved spring 1991)			21.27		21.27				20.84		20.84	
Engineering Employment Office (through 2006-07; referendum required for continuation)			12.50		12.50				12.50		12.50	
Engineering Athletic Association			4.50		4.50				4.50		4.50	
Formula SAE Racing Team (through 2006-07; referendum required for continuation)			1.50		1.50				1.50		1.50	
Blue Sky Solar Car Team (through 2007-08; referendum required for continuation)			2.38		2.38				2.38		2.38	
Special Projects Levy (through 2007-08; referendum required for continuation)			50.00		50.00				50.00		50.00	
Atrium Renovation Project (through 2006-07; referendum required for continuation)			12.50		12.50				12.50		12.50	
TOTAL	\$0.00	\$0.00	\$104.65	\$0.00	\$104.65	\$0.00	\$0.00	\$0.00	\$104.22	\$0.00	\$104.22	\$0.00
Change From Previous Year			+0.4%		+0.4%				+18.0%		+18.0%	
			+0.43		+0.43				+15.88		+15.88	
Erindale Part-time Undergraduate Students												
Society		2.00		1.00		1.00		2.00		1.00		1.00
Student Centre Levy (reduced to \$3.75 per session beginning in Fall 2009)		15.60		7.80		7.80		15.60		7.80		7.80
TOTAL	\$0.00	\$17.60	\$0.00	\$8.80	\$0.00	\$8.80	\$0.00	\$17.60	\$0.00	\$8.80	\$0.00	\$8.80
Change From Previous Year		+0.0%		+0.0%		+0.0%		+0.0%		+0.0%		+0.0%
		+0.00		+0.00		+0.00		+0.00		+0.00		+0.00
Graduate Business Council												
Society (cost of living increases permitted without referendum - approved spring 2006)		20.00	30.00	15.00	30.00	15.00		20.00	20.00	10.00	20.00	10.00
TOTAL	\$0.00	\$20.00	\$30.00	\$15.00	\$30.00	\$15.00	\$0.00	\$20.00	\$20.00	\$10.00	\$20.00	\$10.00
Change From Previous Year		+0.0%	+50.0%	+50.0%	+50.0%	+50.0%		+0.0%	+0.0%	+0.0%	+0.0%	+0.0%
		+0.00	+10.00	+5.00	+10.00	+5.00		+0.00	+0.00	+0.00	+0.00	+0.00
Graduate Architecture, Landscape & Design Student Union (Architecture Students)												
Society (through 2006-07; member approval required for continuation)			42.50	25.00	42.50	25.00			42.50	25.00	42.50	25.00
TOTAL	\$0.00	\$0.00	\$42.50	\$25.00	\$42.50	\$25.00	\$0.00	\$0.00	\$42.50	\$25.00	\$42.50	\$25.00
Change From Previous Year			+0.0%	+0.0%	+0.0%	+0.0%			+0.0%	+0.0%	+0.0%	+0.0%
			+0.00	+0.00	+0.00	+0.00			+0.00	+0.00	+0.00	+0.00
Graduate Architecture, Landscape & Design Student Union (Landscape Architecture and Design Students)												
Society (through 2006-07; member approval required for continuation)			40.00	25.00	40.00	25.00			40.00	25.00	40.00	25.00
TOTAL	\$0.00	\$0.00	\$40.00	\$25.00	\$40.00	\$25.00	\$0.00	\$0.00	\$40.00	\$25.00	\$40.00	\$25.00
Change From Previous Year			+0.0%	+0.0%	+0.0%	+0.0%			+0.0%	+0.0%	+0.0%	+0.0%
			+0.00	+0.00	+0.00	+0.00			+0.00	+0.00	+0.00	+0.00

**Compulsory Non-Academic Incidental Fees
Schedule of Fees**

Student Societies	Summer 2006		Fall 2006		Winter 2007		Summer 2005		Fall 2005		Winter 2006	
	Full-time	Part-time	Full-time	Part-time	Full-time	Part-time	Full-time	Part-time	Full-time	Part-time	Full-time	Part-time
Graduate Students' Union												
Society (cost of living increases permitted without referendum - approved spring 1990)		28.35	28.95	14.48	28.95	14.48		27.82	28.35	14.18	28.35	14.18
Canadian Federation of Students (CFS) & CFS-Ontario (cost of living increases permitted without referendum - approved spring 1998)	6.71		6.87	3.44	6.87	3.44	6.60	6.71	3.36	6.71	3.36	
Ontario Public Interest Research Group (refundable)	2.50		2.50	1.25	2.50	1.25	2.50	2.50	1.25	2.50	1.25	
Downtown Legal Services (refundable)	1.50		1.50	0.75	1.50	0.75	1.50	1.50	0.75	1.50	0.75	
Women's Centre (refundable)	0.50		0.50	0.25	0.50	0.25	0.50	0.50	0.25	0.50	0.25	
<i>The Peer Review</i> (refundable; cost of living increases permitted without referendum - approved spring 2004)		2.54	2.54	2.54	2.54	2.54		2.50	2.54	2.54	2.54	2.54
Supplementary Health Coverage (refundable; increases up to health industry index permitted without referendum - current provisions approved spring 1999)			84.12		84.12				69.84		69.84	
Supplementary Health Coverage Administrative Fee (refundable)			1.50		1.50				1.50		1.50	
Provincial Sales Tax on Supplementary Health Coverage (refundable)			6.73		6.73				5.59		5.59	
Dental Plan (refundable; increases up to dental industry index permitted without referendum - current provisions approved spring 2006)			59.83	59.83	59.83	59.83						
Dental Plan Administrative Fee (refundable)			1.50	1.50	1.50	1.50						
Provincial Sales Tax on Dental Plan (refundable)			4.79	4.79	4.79	4.79						
TOTAL	\$0.00	\$42.10	\$201.33	\$88.83	\$201.33	\$88.83	\$0.00	\$41.42	\$119.03	\$22.33	\$119.03	\$22.33
Change From Previous Year		+1.6%	+69.1%	+297.8%	+69.1%	+297.8%		+10.7%	+11.4%	+1.7%	+11.4%	+1.7%
		+0.68	+82.30	+66.50	+82.30	+66.50		+3.99	+12.14	+0.37	+12.14	+0.37
Information Studies Student Council/Doctoral Students Association												
Technology Upgrade Fund (through 2006-07; referendum required for continuation)			50.00	25.00	50.00	25.00			50.00	25.00	50.00	25.00
TOTAL	\$0.00	\$0.00	\$50.00	\$25.00	\$50.00	\$25.00	\$0.00	\$0.00	\$50.00	\$25.00	\$50.00	\$25.00
Change From Previous Year			+0.0%	+0.0%	+0.0%	+0.0%			+0.0%	+0.0%	+0.0%	+0.0%
			+0.00	+0.00	+0.00	+0.00			+0.00	+0.00	+0.00	+0.00
Innis College Student Society												
Society (cost of living increases permitted without referendum - approved spring 2000)			18.21	18.21	18.21	18.21			18.21	18.21	18.21	18.21
Harold Innis Foundation			0.50	0.50	0.50	0.50			0.50	0.50	0.50	0.50
Refugee Student Fund			3.50	3.50	3.50	3.50			3.50	3.50	3.50	3.50
TOTAL	\$0.00	\$0.00	\$22.21	\$22.21	\$22.21	\$22.21	\$0.00	\$0.00	\$22.21	\$22.21	\$22.21	\$22.21
Change From Previous Year			+0.0%	+0.0%	+0.0%	+0.0%			+0.0%	+0.0%	+0.0%	+0.0%
			+0.00	+0.00	+0.00	+0.00			+0.00	+0.00	+0.00	+0.00
Medical Society												
Society			23.77		23.77				23.77		23.77	
Canadian Federation of Medical Students			5.50		5.50				5.50		5.50	
TOTAL	\$0.00	\$0.00	\$29.27	\$0.00	\$29.27	\$0.00	\$0.00	\$0.00	\$29.27	\$0.00	\$29.27	\$0.00
Change From Previous Year			+0.0%		+0.0%				+0.0%		+0.0%	
			+0.00		+0.00				+0.00		+0.00	
The Medium												
Society			3.63	1.21	3.63	1.21			3.63	1.21	3.63	1.21
TOTAL	\$0.00	\$0.00	\$3.63	\$1.21	\$3.63	\$1.21	\$0.00	\$0.00	\$3.63	\$1.21	\$3.63	\$1.21
Change From Previous Year			+0.0%	+0.0%	+0.0%	+0.0%			+0.0%	+0.0%	+0.0%	+0.0%
			+0.00	+0.00	+0.00	+0.00			+0.00	+0.00	+0.00	+0.00
U of T at Mississauga Athletics Council												
Society	2.77	2.77	4.30	1.39	4.30	1.39	2.77	2.77	4.30	1.39	4.30	1.39
TOTAL	\$2.77	\$2.77	\$4.30	\$1.39	\$4.30	\$1.39	\$2.77	\$2.77	\$4.30	\$1.39	\$4.30	\$1.39
Change From Previous Year	+0.0%	+0.0%	+0.0%	+0.0%	+0.0%	+0.0%	+0.0%	+0.0%	+0.0%	+0.0%	+0.0%	+0.0%
	+0.00	+0.00	+0.00	+0.00	+0.00	+0.00	+0.00	+0.00	+0.00	+0.00	+0.00	+0.00
U of T at Mississauga Students' Union (formerly the Erindale College Student Union)												
Society	12.13		12.13		12.13		12.13		12.13		12.13	
Library Enhancement Fund	5.00		0.00		0.00		5.00		5.00		5.00	
Student Centre Levy (reduced to \$12.50 per session beginning in Fall 2009)	26.00		26.00		26.00		26.00		26.00		26.00	
On Campus First Aid Emergency Response	0.20		0.20		0.20		0.20		0.20		0.20	
Blind Duck Pub (refundable)			3.25		3.25				3.25		3.25	
Club Funding and Resources			1.26		1.26				1.26		1.26	
TOTAL	\$43.33	\$0.00	\$42.84	\$0.00	\$42.84	\$0.00	\$43.13	\$0.00	\$43.33	\$0.00	\$43.33	\$0.00
Change From Previous Year	+0.5%		-1.1%		-1.1%		+0.0%		+0.5%		+0.5%	
	+0.20		-0.49		-0.49		+0.00		+0.20		+0.20	
Music Undergraduate Society												
Society			7.50		7.50				7.50		7.50	
TOTAL	\$0.00	\$0.00	\$7.50	\$0.00	\$7.50	\$0.00	\$0.00	\$0.00	\$7.50	\$0.00	\$7.50	\$0.00
Change From Previous Year			+0.0%		+0.0%				+0.0%		+0.0%	
			+0.00		+0.00				+0.00		+0.00	
New College Student Council												
Society			16.00	6.00	16.00	6.00			16.00	6.00	16.00	6.00
Admission Scholarships			1.00	1.00	1.00	1.00			1.00	1.00	1.00	1.00
Computing Facilities and Capital Fund (through 2006-07; referendum required for continuation)			10.00	5.00	10.00	5.00			10.00	5.00	10.00	5.00
TOTAL	\$0.00	\$0.00	\$27.00	\$12.00	\$27.00	\$12.00	\$0.00	\$0.00	\$27.00	\$12.00	\$27.00	\$12.00
Change From Previous Year			+0.0%	+0.0%	+0.0%	+0.0%			+0.0%	+0.0%	+0.0%	+0.0%
			+0.00	+0.00	+0.00	+0.00			+0.00	+0.00	+0.00	+0.00

**Compulsory Non-Academic Incidental Fees
Schedule of Fees**

Student Societies	Summer 2006		Fall 2006		Winter 2007		Summer 2005		Fall 2005		Winter 2006	
	Full-time	Part-time	Full-time	Part-time	Full-time	Part-time	Full-time	Part-time	Full-time	Part-time	Full-time	Part-time
Nursing Students' Council												
Society			17.00		17.00				17.00		17.00	
Canadian Nursing Students Association			2.50	1.00	2.50	1.00			2.50	1.00	2.50	1.00
TOTAL	\$0.00	\$0.00	\$19.50	\$1.00	\$19.50	\$1.00	\$0.00	\$0.00	\$19.50	\$1.00	\$19.50	\$1.00
Change From Previous Year			+0.0%	+0.0%	+0.0%	+0.0%			+0.0%	+0.0%	+0.0%	+0.0%
			+0.00	+0.00	+0.00	+0.00			+0.00	+0.00	+0.00	+0.00
Undergraduate Pharmacy Society												
Society (cost of living increases permitted without referendum - approved spring 1991)			17.38		17.38				17.38		17.38	
Canadian Association of Pharmacy Students and Interns			5.50		5.50				5.50		5.50	
Graduation Events			7.50		7.50				7.50		7.50	
TOTAL	\$0.00	\$0.00	\$30.38	\$0.00	\$30.38	\$0.00	\$0.00	\$0.00	\$30.38	\$0.00	\$30.38	\$0.00
Change From Previous Year			+0.0%		+0.0%				+5.7%		+5.7%	
			+0.00		+0.00				+1.63		+1.63	
Occupational Therapy & Physical Therapy Graduate Students Council												
Society			5.00	5.00	5.00	5.00			5.00	5.00	5.00	5.00
TOTAL	\$0.00	\$0.00	\$5.00	\$5.00	\$5.00	\$5.00	\$0.00	\$0.00	\$5.00	\$5.00	\$5.00	\$5.00
Change From Previous Year			+0.0%	+0.0%	+0.0%	+0.0%			+0.0%	+0.0%	+0.0%	+0.0%
			+0.00	+0.00	+0.00	+0.00			+0.00	+0.00	+0.00	+0.00
Physical Education & Health Undergraduate Association												
Society			17.50		17.50				17.50		17.50	
TOTAL	\$0.00	\$0.00	\$17.50	\$0.00	\$17.50	\$0.00	\$0.00	\$0.00	\$17.50	\$0.00	\$17.50	\$0.00
Change From Previous Year			+0.0%		+0.0%				+0.0%		+0.0%	
			+0.00		+0.00				+0.00		+0.00	
Scarborough College Athletic Association												
Society			3.50		3.50				3.50		3.50	
TOTAL	\$0.00	\$0.00	\$3.50	\$0.00	\$3.50	\$0.00	\$0.00	\$0.00	\$3.50	\$0.00	\$3.50	\$0.00
Change From Previous Year			+0.0%		+0.0%				+0.0%		+0.0%	
			+0.00		+0.00				+0.00		+0.00	
Scarborough Campus Community Radio (CSCR)												
Society			2.00		2.00				2.00		2.00	
TOTAL	\$0.00	\$0.00	\$2.00	\$0.00	\$2.00	\$0.00	\$0.00	\$0.00	\$2.00	\$0.00	\$2.00	\$0.00
Change From Previous Year			+0.0%		+0.0%				+0.0%		+0.0%	
			+0.00		+0.00				+0.00		+0.00	
Scarborough Campus Students' Union												
Society (cost of living increases permitted without referendum – approved fall 2002)	22.09	1.20	22.55	1.23	22.55	1.23	21.68	1.18	22.09	1.20	22.09	1.20
Refugee Student Program (through 2007-08; SCSU Board approval of continuation)	0.75	0.25	0.75	0.25	0.75	0.25	0.75	0.25	0.75	0.25	0.75	0.25
Student Centre (cost of living increases permitted without referendum - approved spring 2001)	32.25	9.67	32.93	9.87	32.93	9.87	31.65	9.49	32.25	9.67	32.25	9.67
Women's Centre (refundable)	1.50		1.50		1.50		1.50		1.50		1.50	
Downtown Legal Services (refundable)	0.50		0.50		0.50		0.50		0.50		0.50	
Orientation (refundable)	0.50		0.50		0.50		0.50		0.50		0.50	
Blue Sky Solar Car Team (refundable)	0.13		0.13		0.13		0.13		0.13		0.13	
Day Care Subsidy (refundable)	0.50		0.50		0.50		0.50		0.50		0.50	
Wheelchair Accessibility Projects	1.00		1.00		1.00		1.00		1.00		1.00	
Refugee Student Fund	0.30		0.30		0.30		0.30		0.30		0.30	
Health Initiatives in Developing Countries (refundable)	0.25		0.25		0.25		0.25		0.25		0.25	
Foster Children Program	0.05		0.05		0.05		0.05		0.05		0.05	
U of T Environmental Resource Network (refundable)	0.25		0.25		0.25		0.25		0.25		0.25	
Canadian Federation of Students (CFS) & CFS-Ontario (cost of living increases permitted without referendum - approved fall 2002)	6.39		6.52		6.52		6.27		6.39		6.39	
Frontier College Students for Literacy - UTSC (refundable; fall and winter only)	0.00	0.00	0.50	0.10	0.50	0.10			0.50	0.10	0.50	0.10
Accident & Prescription Drug Insurance Plan (refundable; increases up to 10% permitted without referendum - current provisions approved spring of 1998) – See Note 2			34.08		34.08				34.68		34.68	
Accident & Prescription Drug Insurance Plan Administration Fee (refundable; increases up to 10% permitted without referendum - current provisions approved spring of 1998)			3.22		3.22				3.22		3.22	
Provincial Sales Tax on Accident & Prescription Drug Insurance Plan (refundable)			2.73		2.73				2.77		2.77	
Dental Plan (refundable; increases up to 10% permitted without referendum - approved spring of 1998) – See Note 1			32.44		32.44				33.00		33.00	
Dental Plan Administration Fee (refundable; increases up to 10% permitted without referendum - current provisions approved spring of 1998)			3.22		3.22				3.22		3.22	
Provincial Sales Tax on Dental Plan (refundable)			2.59		2.59				2.64		2.64	
TOTAL	\$66.46	\$11.12	\$146.51	\$11.45	\$146.51	\$11.45	\$65.33	\$10.92	\$146.49	\$11.22	\$146.49	\$11.22
Change From Previous Year	+1.7%	+1.8%	+0.0%	+2.0%	+0.0%	+2.0%	+54.8%	+1.5%	+5.6%	+2.7%	+5.6%	+2.7%
	+1.13	+0.20	+0.02	+0.23	+0.02	+0.23	+23.12	+0.16	+7.72	+0.30	+7.72	+0.30
Scarborough College Students' Press (<i>The Underground</i>)												
Society			3.50		3.50				3.50		3.50	
TOTAL	\$0.00	\$0.00	\$3.50	\$0.00	\$3.50	\$0.00	\$0.00	\$0.00	\$3.50	\$0.00	\$3.50	\$0.00
Change From Previous Year			+0.0%		+0.0%				+40.0%		+40.0%	
			+0.00		+0.00				+1.00		+1.00	

**Compulsory Non-Academic Incidental Fees
Schedule of Fees**

Student Societies	Summer 2006		Fall 2006		Winter 2007		Summer 2005		Fall 2005		Winter 2006	
	Full-time	Part-time	Full-time	Part-time	Full-time	Part-time	Full-time	Part-time	Full-time	Part-time	Full-time	Part-time
Student Teachers' Union												
Society			25.00		25.00				25.00		25.00	
Teacher Employment Preparation Centre			5.00		5.00				5.00		5.00	
TOTAL	\$0.00	\$0.00	\$30.00	\$0.00	\$30.00	\$0.00	\$0.00	\$0.00	\$30.00	\$0.00	\$30.00	\$0.00
Change From Previous Year			+0.0%		+0.0%				+0.0%		+0.0%	
			+0.00		+0.00				+0.00		+0.00	
Students' Administrative Council – St. George Campus												
Society (cost of living increases permitted without referendum - approved spring 1991)	15.28		15.52		15.52		11.25		11.46		11.46	
Women's Centre (refundable)	1.50		1.50		1.50		1.50		1.50		1.50	
Sexual Education & Peer Counselling Centre (refundable)	0.25		0.25		0.25		0.25		0.25		0.25	
Downtown Legal Services (refundable)	1.50		1.50		1.50		1.50		1.50		1.50	
Ontario Public Interest Research Group (refundable)	0.50		0.50		0.50		0.50		0.50		0.50	
Orientation (refundable)	0.50		0.50		0.50		0.50		0.50		0.50	
Blue Sky Solar Racing Car Team (refundable)	0.13		0.13		0.13		0.13		0.13		0.13	
Day Care Subsidy (refundable)	0.50		0.50		0.50		0.50		0.50		0.50	
Wheelchair Accessibility Projects	1.00		1.00		1.00		1.00		1.00		1.00	
Refugee Student Fund	0.30		0.30		0.30		0.30		0.30		0.30	
Health Initiatives in Developing Countries (refundable)	0.25		0.25		0.25		0.25		0.25		0.25	
Foster Children Program	0.05		0.05		0.05		0.05		0.05		0.05	
U of T Environmental Resource Network (refundable)	0.25		0.25		0.25		0.25		0.25		0.25	
BikeShare (refundable)	0.25		0.25		0.25		0.25		0.25		0.25	
Students for Barrier Free Access (refundable)	1.00		1.00		1.00		1.00		1.00		1.00	
Cinema Studies Students' Union (refundable)	0.25		0.25		0.25		0.25		0.25		0.25	
Canadian Federation of Students (CFS) & CFS-Ontario (cost of living increases permitted without referendum - approved fall 2002)	6.39		6.52		6.52		6.27		6.39		6.39	
Radical Roots (refundable)	0.15		0.15		0.15				0.15		0.15	
Accident & Prescription Drug Insurance Plan (refundable; increases up to 10% permitted without referendum - current provisions approved spring of 1998)			39.43		39.43				35.57		35.57	
Accident & Prescription Drug Insurance Plan Administration Fee (refundable; increases up to 10% permitted without referendum - current provisions approved spring of 1998)			3.16		3.16				3.16		3.16	
Provincial Sales Tax on Accident & Prescription Drug Insurance Plan (refundable)			3.15		3.15				2.85		2.85	
Dental Plan (refundable; increases up to 10% permitted without referendum - approved spring of 1998) – see note 3			42.67		42.67				32.38		32.38	
Dental Plan Administration Fee (refundable; increases up to 10% permitted without referendum - current provisions approved spring of 1998)			3.16		3.16				3.16		3.16	
Provincial Sales Tax on Dental Plan (refundable)			3.41		3.41				2.59		2.59	
TOTAL	\$30.05	\$0.00	\$125.40	\$0.00	\$125.40	\$0.00	\$25.75	\$0.00	\$105.94	\$0.00	\$105.94	\$0.00
Change From Previous Year	+16.7%		+18.4%		+18.4%		+54.7%		+6.8%		+6.8%	
	+4.30		+19.46		+19.46		+9.10		+6.75		+6.75	
Students' Administrative Council – Mississauga												
Society (cost of living increases permitted without referendum - approved spring 1991)	15.28		15.52		15.52		11.25		11.46		11.46	
Women's Centre (refundable)	0.50		0.50		0.50		0.50		0.50		0.50	
UTM Sexual Education Centre (refundable)	1.00		1.00		1.00		1.00		1.00		1.00	
UTM Women's Centre (refundable)	1.00		1.00		1.00		1.00		1.00		1.00	
Downtown Legal Services (refundable)	0.50		0.50		0.50		0.50		0.50		0.50	
Orientation (refundable)	0.50		0.50		0.50		0.50		0.50		0.50	
Blue Sky Solar Racing Car Team (refundable)	0.13		0.13		0.13		0.13		0.13		0.13	
Day Care Subsidy (refundable)	0.50		0.50		0.50		0.50		0.50		0.50	
Wheelchair Accessibility Projects	1.00		1.00		1.00		1.00		1.00		1.00	
Refugee Student Fund	0.30		0.30		0.30		0.30		0.30		0.30	
Health Initiatives in Developing Countries (refundable)	0.25		0.25		0.25		0.25		0.25		0.25	
Foster Children Program	0.05		0.05		0.05		0.05		0.05		0.05	
U of T Environmental Resource Network (refundable)	0.25		0.25		0.25		0.25		0.25		0.25	
Canadian Federation of Students (CFS) & CFS-Ontario (cost of living increases permitted without referendum - approved fall 2002)	6.39		6.52		6.52		6.27		6.39		6.39	
Radical Roots (refundable)	0.15		0.15		0.15				0.15		0.15	
Accident & Prescription Drug Insurance Plan (refundable; increases up to 10% permitted without referendum - current provisions approved spring of 1998)			39.43		39.43				35.57		35.57	
Accident & Prescription Drug Insurance Plan Administration Fee (refundable; increases up to 10% permitted without referendum - current provisions approved spring of 1998)			3.16		3.16				3.16		3.16	
Provincial Sales Tax on Accident & Prescription Drug Insurance Plan (refundable)			3.15		3.15				2.85		2.85	
Dental Plan (refundable; increases up to 10% permitted without referendum - approved spring of 1998) – see note 3			42.67		42.67				32.38		32.38	
Dental Plan Administration Fee (refundable; increases up to 10% permitted without referendum - current provisions approved spring of 1998)			3.16		3.16				3.16		3.16	
Provincial Sales Tax on Dental Plan (refundable)			3.41		3.41				2.59		2.59	
TOTAL	\$27.80	\$0.00	\$123.15	\$0.00	\$123.15	\$0.00	\$23.50	\$0.00	\$103.69	\$0.00	\$103.69	\$0.00
Change From Previous Year	+18.3%		+18.8%		+18.8%		+39.1%		+7.0%		+7.0%	
	+4.30		+19.46		+19.46		+6.60		+6.75		+6.75	

**Compulsory Non-Academic Incidental Fees
Schedule of Fees**

Student Societies	Summer 2006		Fall 2006		Winter 2007		Summer 2005		Fall 2005		Winter 2006	
	Full-time	Part-time	Full-time	Part-time	Full-time	Part-time	Full-time	Part-time	Full-time	Part-time	Full-time	Part-time
Students' Law Society (All Except First Year J.D. Students)												
Society			20.00		20.00				20.00		20.00	
Public Interest Advocacy Summer Employment Program (refundable)			15.00		15.00				15.00		15.00	
TOTAL	\$0.00	\$0.00	\$35.00	\$0.00	\$35.00	\$0.00	\$0.00	\$0.00	\$35.00	\$0.00	\$35.00	\$0.00
Change From Previous Year			+0.0%		+0.0%				+0.0%		+0.0%	
			+0.00		+0.00				+0.00		+0.00	
Students' Law Society (First Year J.D. Students)												
Society			20.00		20.00				20.00		20.00	
Public Interest Advocacy Summer Employment Program (refundable)			15.00		15.00				15.00		15.00	
Orientation			25.00		25.00				25.00		25.00	
TOTAL	\$0.00	\$0.00	\$60.00	\$0.00	\$60.00	\$0.00	\$0.00	\$0.00	\$60.00	\$0.00	\$60.00	\$0.00
Change From Previous Year			+0.0%		+0.0%				+0.0%		+0.0%	
			+0.00		+0.00				+0.00		+0.00	
Student Association of the Transitional Year Program												
Society			15.00		15.00				15.00		15.00	
TOTAL	\$0.00	\$0.00	\$15.00	\$0.00	\$15.00	\$0.00	\$0.00	\$0.00	\$15.00	\$0.00	\$15.00	\$0.00
Change From Previous Year			+0.0%		+0.0%				+0.0%		+0.0%	
			+0.00		+0.00				+0.00		+0.00	
University College Literary & Athletic Society												
Society (cost of living increases permitted without referendum - approved spring 2006)			9.95	3.33	9.95	3.33			9.45	3.33	9.45	3.33
Refugee Sponsorship Program			1.88	1.88	1.88	1.88			1.88	1.88	1.88	1.88
Special Fund (Capital Fund)			0.50	0.50	0.50	0.50			0.50	0.50	0.50	0.50
<i>The Gargoyle</i>			1.50	1.50	1.50	1.50			1.50	1.50	1.50	1.50
Foster Parents Plan			0.00	0.00	0.00	0.00			0.13	0.13	0.13	0.13
U.C. Review			0.88		0.88				0.88		0.88	
Campus Safety			0.00		0.00				1.00		1.00	
Association of College Program Unions - University College (refundable)			0.66		0.66				0.55		0.55	
Contact U.C.			0.50		0.50				0.50		0.50	
Charity Fund			0.13		0.13				0.13		0.13	
U.C. WUSC Committee			0.13	0.13	0.13	0.13						
Student Aid Fund (through 2010-11; no continuation provision)			1.50	1.50	1.50	1.50						
TOTAL	\$0.00	\$0.00	\$17.63	\$8.84	\$17.63	\$8.84	\$0.00	\$0.00	\$16.52	\$7.34	\$16.52	\$7.34
Change From Previous Year			+6.7%	+20.4%	+6.7%	+20.4%			+0.0%	+0.0%	+0.0%	+0.0%
			+1.11	+1.50	+1.11	+1.50			+0.00	+0.00	+0.00	+0.00
U of T Community Radio (CIUT-FM) - St. George												
Society	2.50		2.50		2.50		2.50		2.50		2.50	
TOTAL	\$2.50	\$0.00	\$2.50	\$0.00	\$2.50	\$0.00	\$2.50	\$0.00	\$2.50	\$0.00	\$2.50	\$0.00
Change From Previous Year	+0.0%		+0.0%		+0.0%		+0.0%		+0.0%		+0.0%	
	+0.00		+0.00		+0.00		+0.00		+0.00		+0.00	
U of T Community Radio (CIUT-FM) - Mississauga												
Society	0.50		0.50		0.50		0.50		0.50		0.50	
TOTAL	\$0.50	\$0.00	\$0.50	\$0.00	\$0.50	\$0.00	\$0.50	\$0.00	\$0.50	\$0.00	\$0.50	\$0.00
Change From Previous Year	+0.0%		+0.0%		+0.0%		+0.0%		+0.0%		+0.0%	
	+0.00		+0.00		+0.00		+0.00		+0.00		+0.00	
U of T Community Radio (CIUT-FM) - Scarborough												
Society	0.50		0.50		0.50		0.50		0.50		0.50	
TOTAL	\$0.50	\$0.00	\$0.50	\$0.00	\$0.50	\$0.00	\$0.50	\$0.00	\$0.50	\$0.00	\$0.50	\$0.00
Change From Previous Year	+0.0%		+0.0%		+0.0%		+0.0%		+0.0%		+0.0%	
	+0.00		+0.00		+0.00		+0.00		+0.00		+0.00	
Varsity Publications (The Varsity)												
Society	0.63		0.63		0.63		0.63		0.63		0.63	
TOTAL	\$0.63	\$0.00	\$0.63	\$0.00	\$0.63	\$0.00	\$0.63	\$0.00	\$0.63	\$0.00	\$0.63	\$0.00
Change From Previous Year	+0.0%		+0.0%		+0.0%		+0.0%		+0.0%		+0.0%	
	+0.00		+0.00		+0.00		+0.00		+0.00		+0.00	
VIBE - Radio Erindale												
Society	2.00		2.00		2.00		2.00		2.00		2.00	
TOTAL	\$2.00	\$0.00	\$2.00	\$0.00	\$2.00	\$0.00	\$2.00	\$0.00	\$2.00	\$0.00	\$2.00	\$0.00
Change From Previous Year	+0.0%		+0.0%		+0.0%		+0.0%		+0.0%		+0.0%	
	+0.00		+0.00		+0.00		+0.00		+0.00		+0.00	

**Compulsory Non-Academic Incidental Fees
Schedule of Fees**

Student Societies	Summer 2006		Fall 2006		Winter 2007		Summer 2005		Fall 2005		Winter 2006	
	Full-time	Part-time	Full-time	Part-time	Full-time	Part-time	Full-time	Part-time	Full-time	Part-time	Full-time	Part-time
Woodsworth College Students' Association												
Society	15.00	15.00	7.50	7.50	7.50	7.50	15.00	15.00	7.50	7.50	7.50	7.50
TOTAL	\$15.00	\$15.00	\$7.50	\$7.50	\$7.50	\$7.50	\$15.00	\$15.00	\$7.50	\$7.50	\$7.50	\$7.50
Change From Previous Year	+0.0%	+0.0%	+0.0%	+0.0%	+0.0%	+0.0%	-70.0%	-70.0%	-70.0%	-70.0%	-70.0%	-70.0%
	+0.00	+0.00	+0.00	+0.00	+0.00	+0.00	-35.00	-35.00	-17.50	-17.50	-17.50	-17.50
Residence Councils												
89 Chestnut Residence Council												
Society (cost of living increases permitted without referendum - approved spring 2004)				9.17		9.17				9.17		9.17
TOTAL		\$0.00		\$9.17		\$9.17		\$0.00		\$9.17		\$9.17
Change From Previous Year				+0.0%		+0.0%				+1.9%		+1.9%
				+0.00		+0.00				+0.17		+0.17
Innis Residence Council												
Society				20.00		20.00				20.00		20.00
TOTAL		\$0.00		\$20.00		\$20.00		\$0.00		\$20.00		\$20.00
Change From Previous Year				+0.0%		+0.0%				+0.0%		+0.0%
				+0.00		+0.00				+0.00		+0.00
Graduate House Council												
Society (annual fee is pro-rated by term of residency)		11.68		11.68		11.68		11.68		11.68		11.68
TOTAL		\$11.68		\$11.68		\$11.68		\$11.68		\$11.68		\$11.68
Change From Previous Year		+0.0%		+0.0%		+0.0%		+0.0%		+0.0%		+0.0%
		+0.00		+0.00		+0.00		+0.00		+0.00		+0.00
U of T at Mississauga Residence Council												
Society				10.00		10.00				10.00		10.00
TOTAL		\$0.00		\$10.00		\$10.00		\$0.00		\$10.00		\$10.00
Change From Previous Year				+0.0%		+0.0%				+0.0%		+0.0%
				+0.00		+0.00				+0.00		+0.00
New College Residence Council												
Society				10.00		10.00				10.00		10.00
TOTAL		\$0.00		\$10.00		\$10.00		\$0.00		\$10.00		\$10.00
Change From Previous Year				+0.0%		+0.0%				+0.0%		+0.0%
				+0.00		+0.00				+0.00		+0.00
U of T at Scarborough Student Residence Council												
Society				15.00		15.00				12.50		12.50
TOTAL		\$0.00		\$15.00		\$15.00		\$0.00		\$12.50		\$12.50
Change From Previous Year				+20.0%		+20.0%				+0.0%		+0.0%
				+2.50		+2.50				+0.00		+0.00
University College Residence Council												
Society				7.50		7.50				7.50		7.50
TOTAL		\$0.00		\$7.50		\$7.50		\$0.00		\$7.50		\$7.50
Change From Previous Year				+0.0%		+0.0%				+0.0%		+0.0%
				+0.00		+0.00				+0.00		+0.00
Woodsworth College Residence Council												
Society				10.00		10.00				10.00		10.00
TOTAL		\$0.00		\$10.00		\$10.00		\$0.00		\$10.00		\$10.00
Change From Previous Year				+0.0%		+0.0%				(new)		(new)
				+0.00		+0.00						

Notes:

- 1) While SCSU is authorized by the University Affairs Board to charge \$59.28 per session (including the administration fee and PST) for the Dental Plan, SCSU has elected to charge only \$38.25 (including the administration fee and PST) per session in 2006-07.
- 2) While SCSU is authorized by the University Affairs Board to charge \$40.67 per session (including the administration fee and PST) for the Accident and Prescription Drug Plan, SCSU has elected to charge only \$40.03 (including the administration fee and PST) per session in 2006-07.
- 3) While SAC is authorized by the University Affairs Board to charge \$59.28 per session (including the administration fee and PST) for the Dental Plan, SAC has elected to charge only \$49.24 (including the administration fee and PST) per session in 2006-07.
- 4) At present, it is not technically possible in ROSI to charge the fee for the Cardiovascular Sciences Collaborative Program Student Association. Therefore, the fee is not collected by the University.
- 5) While APUS is authorized by the University Affairs Board to charge \$30.20 per session (including the administration fee and PST) for the Dental Plan, APUS has elected to charge only \$27.45 (including the administration fee and PST) per session in 2006-07.
- 6) While APUS is authorized by the University Affairs Board to charge \$28.80 per session (including the administration fee and PST) for the Accident and Prescription Drug Plan, APUS has elected to charge only \$26.18 (including the administration fee and PST) per session in 2006-07.

**Compulsory Non-Academic Incidental Fees
Schedule of Fees**

Schedule 2: Campus Services Fees

Campus Services Fees	Summer 2006		Fall 2006		Winter 2007		Summer 2005		Fall 2005		Winter 2006	
	Full-time	Part-time	Full-time	Part-time	Full-time	Part-time	Full-time	Part-time	Full-time	Part-time	Full-time	Part-time
St. George Campus												
Athletics & Recreation	104.91	20.98	104.91	20.98	104.91	20.98	99.64	19.93	99.64	19.93	99.64	19.93
Hart House	63.67	12.73	63.67	12.73	63.67	12.73	61.52	12.30	61.52	12.30	61.52	12.30
Health Service Fee	17.73	3.55	17.73	3.55	17.73	3.55	17.13	3.43	17.13	3.43	17.13	3.43
Student Services	56.29	11.26	56.29	11.26	56.29	11.26	54.39	10.88	54.39	10.88	54.39	10.88
Student Affairs	23.84	4.77	23.84	4.77	23.84	4.77	22.97	4.59	22.97	4.59	22.97	4.59
TOTAL	\$266.44	\$53.29	\$266.44	\$53.29	\$266.44	\$53.29	\$255.65	\$51.13	\$255.65	\$51.13	\$255.65	\$51.13
Change From Previous Year	+4.2%	+4.2%	+4.2%	+4.2%	+4.2%	+4.2%	+1.9%	+1.9%	+1.9%	+1.9%	+1.9%	+1.9%
	+10.79	+2.16	+10.79	+2.16	+10.79	+2.16	+4.68	+0.94	+4.68	+0.94	+4.68	+0.94
University of Toronto at Mississauga												
Centre for Physical Education	69.40	13.88	69.40	13.88	69.40	13.88	68.04	13.61	68.04	13.61	68.04	13.61
Athletics Building Levy (See Note 1)	13.66	2.73	76.50	15.30	76.50	15.30	13.66	2.73	13.66	2.73	13.66	2.73
Athletics & Recreation	12.58	2.63	12.58	2.63	12.58	2.63	12.48	2.50	12.48	2.50	12.48	2.50
Hart House	1.95	0.40	1.95	0.40	1.95	0.40	1.88	0.38	1.88	0.38	1.88	0.38
Health Service Fee	18.69	3.74	18.69	3.74	18.69	3.74	18.15	3.63	18.15	3.63	18.15	3.63
Student Services Fee	102.20	20.44	102.20	20.44	102.20	20.44	99.20	19.84	99.20	19.84	99.20	19.84
TOTAL	\$218.48	\$43.82	\$281.32	\$56.39	\$281.32	\$56.39	\$213.41	\$42.69	\$213.41	\$42.69	\$213.41	\$42.69
Change From Previous Year	+2.4%	+2.6%	+31.8%	+32.1%	+31.8%	+32.1%	+2.8%	+2.8%	+2.8%	+2.8%	+2.8%	+2.8%
	+5.07	+1.13	+67.91	+13.70	+67.91	+13.70	+5.79	+1.16	+5.79	+1.16	+5.79	+1.16
University of Toronto at Scarborough												
Athletics & Physical Education (UTSC)	86.84	17.37	86.84	17.37	86.84	17.37	83.90	16.78	83.90	16.78	83.90	16.78
Athletics & Recreation	12.58	2.63	12.58	2.63	12.58	2.63	12.48	2.50	12.48	2.50	12.48	2.50
Hart House	1.95	0.40	1.95	0.40	1.95	0.40	1.88	0.38	1.88	0.38	1.88	0.38
Health & Wellness Fee	40.31	8.06	40.31	8.06	40.31	8.06	39.14	7.83	39.14	7.83	39.14	7.83
Student Services Fee	118.59	23.72	118.59	23.72	118.59	23.72	105.61	21.12	105.61	21.12	105.61	21.12
TOTAL	\$260.27	\$52.18	\$260.27	\$52.18	\$260.27	\$52.18	\$243.01	\$48.61	\$243.01	\$48.61	\$243.01	\$48.61
Change From Previous Year	+7.1%	+7.3%	+7.1%	+7.3%	+7.1%	+7.3%	+10.4%	+10.4%	+10.4%	+10.4%	+10.4%	+10.4%
	+17.26	+3.57	+17.26	+3.57	+17.26	+3.57	+22.88	+4.58	+22.88	+4.58	+22.88	+4.58
St. George Campus Divisional Services Fees												
Innis College												
Innis College Student Services Fee	\$7.50	\$2.25	\$7.50	\$2.25	\$7.50	\$2.25	\$7.50	\$2.25	\$7.50	\$2.25	\$7.50	\$2.25
Change From Previous Year	+0.0%	+0.0%	+0.0%	+0.0%	+0.0%	+0.0%	+0.0%	+0.0%	+0.0%	+0.0%	+0.0%	+0.0%
	+0.00	+0.00	+0.00	+0.00	+0.00	+0.00	+0.00	+0.00	+0.00	+0.00	+0.00	+0.00

Notes

- 1) While the U of T at Mississauga (UTM) was authorized by the University Affairs Board to charge \$75.00 per session for full-time students for the Athletics Building Levy, UTM elected to charge only a portion of the fee prior to the opening of new facility in Fall 2006.

**Compulsory Non-Academic Incidental Fees
Schedule of Fees**

Schedule 3: Federated Colleges Student Society Fees

Student Societies (Federated Colleges)	Summer 2006		Fall 2006		Winter 2007		Summer 2005		Fall 2005		Winter 2006	
	Full-time	Part-time	Full-time	Part-time	Full-time	Part-time	Full-time	Part-time	Full-time	Part-time	Full-time	Part-time
St. Michael's College Student Union												
Society	-	-	14.00	10.50	14.00	10.50	-	-	14.00	10.50	14.00	10.50
TOTAL	\$0.00	\$0.00	\$14.00	\$10.50	\$14.00	\$10.50	\$0.00	\$0.00	\$14.00	\$10.50	\$14.00	\$10.50
Change From Previous Year			+0.0%	+0.0%	+0.0%	+0.0%			+0.0%	+0.0%	+0.0%	+0.0%
			+0.00	+0.00	+0.00	+0.00			+0.00	+0.00	+0.00	+0.00
The Mike												
Society	-	-	2.60	1.50	2.60	1.50	-	-	2.60	1.50	2.60	1.50
TOTAL	\$0.00	\$0.00	\$2.60	\$1.50	\$2.60	\$1.50	\$0.00	\$0.00	\$2.60	\$1.50	\$2.60	\$1.50
Change From Previous Year			+0.0%	+0.0%	+0.0%	+0.0%			+0.0%	+0.0%	+0.0%	+0.0%
			+0.00	+0.00	+0.00	+0.00			+0.00	+0.00	+0.00	+0.00
Trinity College Meetings												
Athletic Association	-	-	3.50	3.50	3.50	3.50	-	-	3.50	3.50	3.50	3.50
Backfield Maintenance	-	-	0.75	0.75	0.75	0.75	-	-	0.75	0.75	0.75	0.75
Trinity College Meeting	-	-	6.25	6.25	6.25	6.25	-	-	6.25	6.25	6.25	6.25
Dramatic Society	-	-	2.75	2.75	2.75	2.75	-	-	2.50	2.50	2.50	2.50
Literary Institute	-	-	3.42	3.42	3.43	3.43	-	-	3.42	3.42	3.43	3.43
Non-Resident Affairs Committee	-	-	2.50	2.50	2.50	2.50	-	-	2.50	2.50	2.50	2.50
Sponsored Refugee Scholarship	-	-	3.00	3.00	3.00	3.00	-	-	3.00	3.00	3.00	3.00
Salterrae	-	-	2.75	2.75	2.75	2.75	-	-	2.75	2.75	2.75	2.75
Overseas Development Committee	-	-	2.50	2.50	2.50	2.50	-	-	2.50	2.50	2.50	2.50
Yearbook	-	-	6.75	6.75	6.75	6.75	-	-	6.75	6.75	6.75	6.75
Year Fee	-	-	1.25	1.25	1.25	1.25	-	-	1.25	1.25	1.25	1.25
Heads Tuition Levy	-	-	2.00	2.00	2.00	2.00	-	-	2.00	2.00	2.00	2.00
Capital Campaign	-	-	5.00	5.00	5.00	5.00	-	-	5.00	5.00	5.00	5.00
Volunteer Society	-	-	0.50	0.50	0.50	0.50	-	-	0.50	0.50	0.50	0.50
TOTAL	\$0.00	\$0.00	\$42.92	\$42.92	\$42.93	\$42.93	\$0.00	\$0.00	\$42.67	\$42.67	\$42.68	\$42.68
Change From Previous Year			+0.6%	+0.6%	+0.6%	+0.6%			-3.4%	-3.4%	-3.4%	-3.4%
			+0.25	+0.25	+0.25	+0.25			-1.50	-1.50	-1.50	-1.50
Victoria University Students' Administrative Council												
VUSAC and Club Funding	-	-	10.12	5.66	10.13	5.66	-	-	10.12	5.66	10.13	5.66
Victoria College Athletics Society	-	-	3.00	1.66	3.00	1.67	-	-	3.00	1.66	3.00	1.67
The Strand	-	-	2.75	0.60	2.75	0.60	-	-	2.75	0.60	2.75	0.60
The Cat's Eye Pub	-	-	2.00	1.00	2.00	1.00	-	-	2.00	1.00	2.00	1.00
Yearbook	-	-	0.87	0.50	0.88	0.50	-	-	0.87	0.50	0.88	0.50
Refugee Sponsorship Program	-	-	1.75	1.75	1.75	1.75	-	-	1.75	1.75	1.75	1.75
Acta Victoriana Literary Journal	-	-	1.38	0.75	1.37	0.75	-	-	1.38	0.75	1.37	0.75
Special Projects Levy	-	-	5.00	5.00	5.00	5.00	-	-	5.00	5.00	5.00	5.00
Victoria College Drama Society	-	-	1.50	0.75	1.50	0.75	-	-	1.50	0.75	1.50	0.75
TOTAL	\$0.00	\$0.00	\$28.37	\$17.67	\$28.38	\$17.68	\$0.00	\$0.00	\$28.37	\$17.67	\$28.38	\$17.68
Change From Previous Year			+0.0%	+0.0%	+0.0%	+0.0%			+2.7%	+4.4%	+2.7%	+4.4%
			+0.00	+0.00	+0.00	+0.00			+0.74	+0.74	+0.75	+0.75

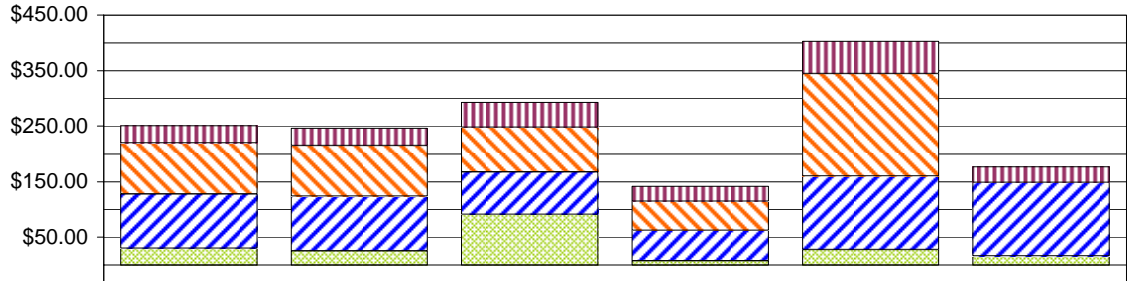
**Compulsory Non-Academic Incidental Fees
Schedule of Fees**

Schedule 4: Federated Colleges Services Fees

Campus Services Fees (Federated Colleges)	Summer 2006		Fall 2006		Winter 2007		Summer 2005		Fall 2005		Winter 2006	
	Full-time	Part-time	Full-time	Part-time	Full-time	Part-time	Full-time	Part-time	Full-time	Part-time	Full-time	Part-time
St. Michael's College												
College Fee	-	-	97.50	48.75	97.50	48.75	-	-	97.50	48.75	97.50	48.75
Campaign Fund	-	-	15.00	15.00	15.00	15.00	-	-	15.00	15.00	15.00	15.00
TOTAL	\$0.00	\$0.00	\$112.50	\$63.75	\$112.50	\$63.75	\$0.00	\$0.00	\$112.50	\$63.75	\$112.50	\$63.75
Change From Previous Year			+0.0%	+0.0%	+0.0%	+0.0%			+0.0%	+0.0%	+0.0%	+0.0%
			+0.00	+0.00	+0.00	+0.00			+0.00	+0.00	+0.00	+0.00
Trinity College												
Trinity College Fee	-	-	130.50	65.25	130.50	65.25	-	-	128.00	64.00	128.00	64.00
TOTAL	\$0.00	\$0.00	\$130.50	\$65.25	\$130.50	\$65.25	\$0.00	\$0.00	\$128.00	\$64.00	\$128.00	\$64.00
Change From Previous Year			+2.0%	+2.0%	+2.0%	+2.0%			+2.4%	+2.4%	+2.4%	+2.4%
			+2.50	+1.25	+2.50	+1.25			+3.00	+1.50	+3.00	+1.50
Victoria College (all students except first year students)												
Student Services Fee	-	-	45.00	15.00	45.00	15.00	-	-	45.00	15.00	45.00	15.00
TOTAL	\$0.00	\$0.00	\$45.00	\$15.00	\$45.00	\$15.00	\$0.00	\$0.00	\$45.00	\$15.00	\$45.00	\$15.00
Change From Previous Year			+0.0%	+0.0%	+0.0%	+0.0%			+0.0%	+0.0%	+0.0%	+0.0%
			+0.00	+0.00	+0.00	+0.00			+0.00	+0.00	+0.00	+0.00
Victoria College (first year students)												
Orientation Fee			50.00	-	50.00	-			50.00	-	50.00	-
Student Services Fee	-	-	45.00	15.00	45.00	15.00	-	-	45.00	15.00	45.00	15.00
TOTAL	\$0.00	\$0.00	\$95.00	\$15.00	\$95.00	\$15.00	\$0.00	\$0.00	\$95.00	\$15.00	\$95.00	\$15.00
Change From Previous Year			+0.0%	+0.0%	+0.0%	+0.0%			+111.1%	+0.0%	+111.1%	+0.0%
			+0.00	+0.00	+0.00	+0.00			+50.00	+0.00	+50.00	+0.00

Compulsory Non-Academic Incidental Fees

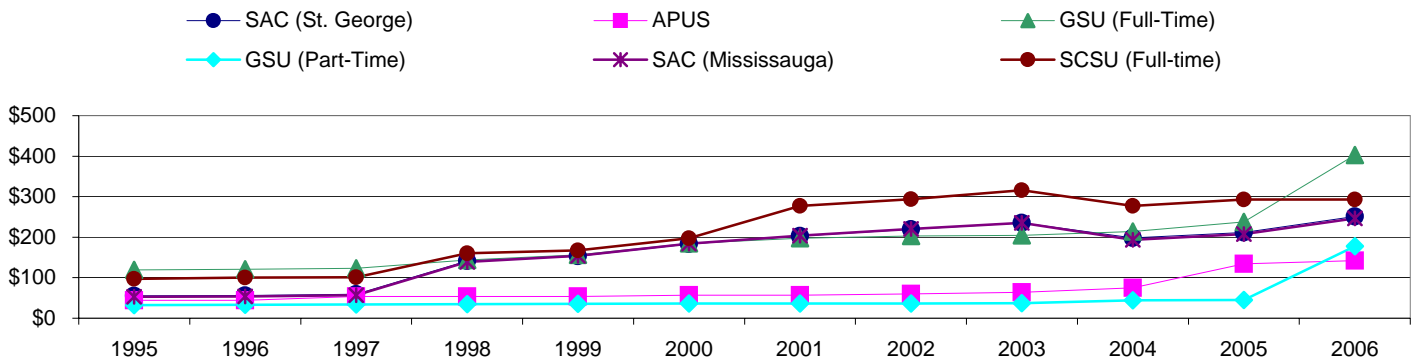
SAC, APUS, GSU and SCSU Fees (Fall + Winter)



	SAC - St. George	SAC - Mississauga	SCSU - Full-time	APUS	GSU - Full-time	GSU - Part-time
Society Portion	\$31.04	\$31.04	\$45.10	\$27.30	\$57.90	\$28.36
Health Plan	\$91.48	\$91.48	\$80.06	\$52.36	\$184.70	\$0.00
Dental Plan	\$98.48	\$98.48	\$76.50	\$54.90	\$132.24	\$132.24
Other Portions (levies, groups, etc.)	\$29.80	\$25.30	\$91.36	\$7.54	\$27.82	\$16.30

Changes in SAC, APUS, GSU and SCSU Fees (Fall + Winter)

Note: The SCSU (Full-time) amounts include the SAC (Scarborough) fee prior to Fall 2004.



Full-time Divisional Student Society Fees (Fall + Winter)

