



University of Toronto

***Compulsory  
Non-Academic  
Incidental Fees  
2003-04***

February 8, 2004



© Copyright 2004, University of Toronto

Office of Student Affairs, University of Toronto  
214 College Street, Room 307, Toronto, ON M5T 2Z9

Phone: (416) 978-5536 • Fax: (416) 971-2037

[student.affairs@utoronto.ca](mailto:student.affairs@utoronto.ca) • [www.sa.utoronto.ca](http://www.sa.utoronto.ca)

## Compulsory Non-Academic Incidental Fees

<b>GENERAL NOTES</b>						
Fees for divisional student societies (and other divisional fees) are listed in a white background.						
Fees for central and cross-divisional student societies are listed in a light shaded background.						
Fees for University operated services are listed in a dark shaded background.						
<b>ARTS AND SCIENCE PROGRAMS</b>						
<b>Innis College</b>	<b>Summer 2003</b>		<b>Fall 2003</b>		<b>Winter 2004</b>	
	Full-time	Part-time	Full-time	Part-time	Full-time	Part-time
Innis College Student Society	0.00	0.00	22.21	22.21	22.21	22.21
Innis College Student Services Fee	7.50	2.25	7.50	2.25	7.50	2.25
Students' Administrative Council	0.00	0.00	117.51	0.00	117.51	0.00
Association of Part-time Undergraduate Students	0.00	11.00	0.00	32.14	0.00	32.14
Arts & Science Students' Union	5.50	0.00	5.50	0.00	5.50	0.00
U of T Community Radio	0.00	0.00	2.50	0.00	2.50	0.00
The Varsity	0.63	0.00	0.63	0.00	0.63	0.00
Athletics & Recreation	91.58	18.32	91.58	18.32	91.58	18.32
Hart House	58.27	11.65	58.27	11.65	58.27	11.65
Health Service	17.13	3.43	17.13	3.43	17.13	3.43
Student Services	52.28	10.46	52.28	10.46	52.28	10.46
Student Affairs	22.08	4.42	22.08	4.42	22.08	4.42
<b>Total</b>	<b>254.97</b>	<b>61.53</b>	<b>397.19</b>	<b>104.88</b>	<b>397.19</b>	<b>104.88</b>
Change From Previous Year		-61.4%	+2.2%	-17.7%	+2.3%	-17.7%
<b>New College</b>	<b>Summer 2003</b>		<b>Fall 2003</b>		<b>Winter 2004</b>	
	Full-time	Part-time	Full-time	Part-time	Full-time	Part-time
New College Student Council	0.00	0.00	27.00	12.00	27.00	12.00
Students' Administrative Council	0.00	0.00	117.51	0.00	117.51	0.00
Association of Part-time Undergraduate Students	0.00	11.00	0.00	32.14	0.00	32.14
Arts & Science Students' Union	5.50	0.00	5.50	0.00	5.50	0.00
U of T Community Radio	0.00	0.00	2.50	0.00	2.50	0.00
The Varsity	0.63	0.00	0.63	0.00	0.63	0.00
Athletics & Recreation	91.58	18.32	91.58	18.32	91.58	18.32
Hart House	58.27	11.65	58.27	11.65	58.27	11.65
Health Service	17.13	3.43	17.13	3.43	17.13	3.43
Student Services	52.28	10.46	52.28	10.46	52.28	10.46
Student Affairs	22.08	4.42	22.08	4.42	22.08	4.42
<b>Total</b>	<b>247.47</b>	<b>59.28</b>	<b>394.48</b>	<b>92.42</b>	<b>394.48</b>	<b>92.42</b>
Change From Previous Year		-61.7%	+2.3%	-19.6%	+2.3%	-19.6%
<b>University College</b>	<b>Summer 2003</b>		<b>Fall 2003</b>		<b>Winter 2004</b>	
	Full-time	Part-time	Full-time	Part-time	Full-time	Part-time
University College Literary & Athletic Society	0.00	0.00	16.52	7.34	16.52	7.34
Students' Administrative Council	0.00	0.00	117.51	0.00	117.51	0.00
Association of Part-time Undergraduate Students	0.00	11.00	0.00	32.14	0.00	32.14
Arts & Science Students' Union	5.50	0.00	5.50	0.00	5.50	0.00
U of T Community Radio	0.00	0.00	2.50	0.00	2.50	0.00
The Varsity	0.63	0.00	0.63	0.00	0.63	0.00
Athletics & Recreation	91.58	18.32	91.58	18.32	91.58	18.32
Hart House	58.27	11.65	58.27	11.65	58.27	11.65
Health Service	17.13	3.43	17.13	3.43	17.13	3.43
Student Services	52.28	10.46	52.28	10.46	52.28	10.46
Student Affairs	22.08	4.42	22.08	4.42	22.08	4.42
<b>Total</b>	<b>247.47</b>	<b>59.28</b>	<b>384.00</b>	<b>87.76</b>	<b>384.00</b>	<b>87.76</b>
Change From Previous Year		-61.7%	+2.3%	-20.5%	+2.3%	-20.5%

**Compulsory Non-Academic Incidental Fees**

<b>ARTS AND SCIENCE PROGRAMS (continued)</b>						
<b>Woodsworth College</b>	<b>Summer 2003</b>		<b>Fall 2003</b>		<b>Winter 2004</b>	
	Full-time	Part-time	Full-time	Part-time	Full-time	Part-time
Woodsworth College Students' Association	50.00	50.00	25.00	25.00	25.00	25.00
Students' Administrative Council	0.00	0.00	117.51	0.00	117.51	0.00
Association of Part-time Undergraduate Students	0.00	11.00	0.00	32.14	0.00	32.14
Arts & Science Students' Union	5.50	0.00	5.50	0.00	5.50	0.00
U of T Community Radio	0.00	0.00	2.50	0.00	2.50	0.00
The Varsity	0.63	0.00	0.63	0.00	0.63	0.00
Athletics & Recreation	91.58	18.32	91.58	18.32	91.58	18.32
Hart House	58.27	11.65	58.27	11.65	58.27	11.65
Health Service	17.13	3.43	17.13	3.43	17.13	3.43
Student Services	52.28	10.46	52.28	10.46	52.28	10.46
Student Affairs	22.08	4.42	22.08	4.42	22.08	4.42
<b>Total</b>	<b>297.47</b>	<b>109.28</b>	<b>392.48</b>	<b>105.42</b>	<b>392.48</b>	<b>105.42</b>
Change From Previous Year		-46.6%	+2.3%	-17.7%	+2.3%	-17.6%
<b>University of Toronto at Mississauga</b>	<b>Summer 2003</b>		<b>Fall 2003</b>		<b>Winter 2004</b>	
	Full-time	Part-time	Full-time	Part-time	Full-time	Part-time
Erindale College Student Union	43.13	0.00	43.13	0.00	43.13	0.00
The Medium	0.00	0.00	3.63	1.21	3.63	1.21
U of T at Mississauga Athletics Council	2.77	2.77	4.30	1.39	4.30	1.39
Erindale Part-time Undergraduate Students	0.00	17.60	0.00	8.80	0.00	8.80
VIBE - Radio Erindale	0.00	0.00	2.00	0.00	2.00	0.00
Students' Administrative Council	0.00	0.00	117.76	0.00	117.76	0.00
Association of Part-time Undergraduate Students	0.00	11.00	0.00	32.14	0.00	32.14
U of T Community Radio	0.00	0.00	0.50	0.00	0.50	0.00
The Varsity	0.63	0.00	0.63	0.00	0.63	0.00
Centre for Physical Education	49.52	9.90	49.52	9.90	49.52	9.90
Athletics Building Levy	12.88	2.58	12.88	2.58	12.88	2.58
Athletics & Recreation	12.24	2.45	12.24	2.45	12.24	2.45
Hart House	1.78	0.36	1.78	0.36	1.78	0.36
Health Service	17.50	3.50	17.50	3.50	17.50	3.50
Student Services	110.68	22.14	110.68	22.14	110.68	22.14
<b>Total</b>	<b>251.13</b>	<b>72.30</b>	<b>376.55</b>	<b>84.47</b>	<b>376.55</b>	<b>84.47</b>
Change From Previous Year		-42.0%	+7.8%	-13.7%	+7.8%	-13.6%
<b>University of Toronto at Scarborough</b>	<b>Summer 2003</b>		<b>Fall 2003</b>		<b>Winter 2004</b>	
	Full-time	Part-time	Full-time	Part-time	Full-time	Part-time
Scarborough Campus Students' Council	41.08	10.48	42.21	10.76	42.21	10.76
Scarborough Campus Students' Press (The Underground)	0.00	0.00	2.50	0.00	2.50	0.00
Scarborough College Athletic Association	0.00	0.00	3.50	0.00	3.50	0.00
Scarborough Campus Community Radio (CSCR)	0.00	0.00	2.00	0.00	2.00	0.00
Students' Administrative Council	0.00	0.00	115.76	0.00	115.76	0.00
Association of Part-time Undergraduate Students	0.00	11.00	0.00	32.14	0.00	32.14
U of T Community Radio	0.00	0.00	0.50	0.00	0.50	0.00
The Varsity	0.63	0.00	0.63	0.00	0.63	0.00
Scarborough College Athletic Fee	79.87	15.97	79.87	15.97	79.87	15.97
Athletics & Recreation	12.24	2.45	12.24	2.45	12.24	2.45
Hart House	1.78	0.36	1.78	0.36	1.78	0.36
Health Service	37.25	7.45	37.25	7.45	37.25	7.45
Student Services	84.30	16.86	84.30	16.86	84.30	16.86
<b>Total</b>	<b>257.15</b>	<b>64.57</b>	<b>382.54</b>	<b>85.99</b>	<b>382.54</b>	<b>85.99</b>
Change From Previous Year		-53.3%	+7.5%	-14.6%	+7.5%	-14.6%

### Compulsory Non-Academic Incidental Fees

<b>ARTS AND SCIENCE PROGRAMS (Federated Colleges)</b>						
<b>St. Michael's College</b>	<b>Summer 2003</b>		<b>Fall 2003</b>		<b>Winter 2004</b>	
	Full-time	Part-time	Full-time	Part-time	Full-time	Part-time
St. Michael's College Student Union	0.00	0.00	14.00	10.50	14.00	10.50
The Mike	0.00	0.00	2.60	1.50	2.60	1.50
College Fee	0.00	0.00	97.50	48.75	97.50	48.75
Campaign Fee	0.00	0.00	15.00	15.00	15.00	15.00
Students' Administrative Council	0.00	0.00	117.51	0.00	117.51	0.00
Association of Part-time Undergraduate Students	0.00	11.00	0.00	32.14	0.00	32.14
Arts & Science Students' Union	5.50	0.00	5.50	0.00	5.50	0.00
U of T Community Radio	0.00	0.00	2.50	0.00	2.50	0.00
The Varsity	0.63	0.00	0.63	0.00	0.63	0.00
Athletics & Recreation	91.58	18.32	91.58	18.32	91.58	18.32
Hart House	58.27	11.65	58.27	11.65	58.27	11.65
Health Service	17.13	3.43	17.13	3.43	17.13	3.43
Student Services	52.28	10.46	52.28	10.46	52.28	10.46
Student Affairs	22.08	4.42	22.08	4.42	22.08	4.42
<b>Total</b>	<b>247.47</b>	<b>59.28</b>	<b>496.58</b>	<b>156.17</b>	<b>496.58</b>	<b>156.17</b>
Change From Previous Year		-61.7%	+1.8%	-12.6%	+1.8%	-12.6%
<b>Trinity College</b>	<b>Summer 2003</b>		<b>Fall 2003</b>		<b>Winter 2004</b>	
	Full-time	Part-time	Full-time	Part-time	Full-time	Part-time
Trinity College Meetings	0.00	0.00	43.80	43.80	43.80	43.80
College Fee	0.00	0.00	122.50	61.25	122.50	61.25
Students' Administrative Council	0.00	0.00	117.51	0.00	117.51	0.00
Association of Part-time Undergraduate Students	0.00	11.00	0.00	32.14	0.00	32.14
Arts & Science Students' Union	5.50	0.00	5.50	0.00	5.50	0.00
U of T Community Radio	0.00	0.00	2.50	0.00	2.50	0.00
The Varsity	0.63	0.00	0.63	0.00	0.63	0.00
Athletics & Recreation	91.58	18.32	91.58	18.32	91.58	18.32
Hart House	58.27	11.65	58.27	11.65	58.27	11.65
Health Service	17.13	3.43	17.13	3.43	17.13	3.43
Student Services	52.28	10.46	52.28	10.46	52.28	10.46
Student Affairs	22.08	4.42	22.08	4.42	22.08	4.42
<b>Total</b>	<b>247.47</b>	<b>59.28</b>	<b>533.78</b>	<b>185.47</b>	<b>533.78</b>	<b>185.47</b>
Change From Previous Year		-61.7%	+2.2%	-10.1%	+2.3%	-10.1%
<b>Victoria College</b>	<b>Summer 2003</b>		<b>Fall 2003</b>		<b>Winter 2004</b>	
	Full-time	Part-time	Full-time	Part-time	Full-time	Part-time
Victoria University Students' Administrative Council	0.00	0.00	26.13	16.18	26.12	16.17
Victoria University Student Services Fee	0.00	0.00	37.50	12.50	37.50	12.50
Students' Administrative Council	0.00	0.00	117.51	0.00	117.51	0.00
Association of Part-time Undergraduate Students	0.00	11.00	0.00	32.14	0.00	32.14
Arts & Science Students' Union	5.50	0.00	5.50	0.00	5.50	0.00
U of T Community Radio	0.00	0.00	2.50	0.00	2.50	0.00
The Varsity	0.63	0.00	0.63	0.00	0.63	0.00
Athletics & Recreation	91.58	18.32	91.58	18.32	91.58	18.32
Hart House	58.27	11.65	58.27	11.65	58.27	11.65
Health Service	17.13	3.43	17.13	3.43	17.13	3.43
Student Services	52.28	10.46	52.28	10.46	52.28	10.46
Student Affairs	22.08	4.42	22.08	4.42	22.08	4.42
<b>Total</b>	<b>247.47</b>	<b>59.28</b>	<b>431.11</b>	<b>109.10</b>	<b>431.10</b>	<b>109.09</b>
Change From Previous Year		-61.7%	+4.5%	-15.2%	+4.6%	-15.2%

**Compulsory Non-Academic Incidental Fees**

<b>UNDERGRADUATE PROFESSIONAL PROGRAMS</b>						
<b>Applied Science &amp; Engineering</b>	<b>Summer 2003</b>		<b>Fall 2003</b>		<b>Winter 2004</b>	
	Full-time	Part-time	Full-time	Part-time	Full-time	Part-time
Engineering Society	-	-	87.74	0.00	87.74	0.00
Students' Administrative Council	-	-	117.51	0.00	117.51	0.00
Association of Part-time Undergraduate Students	-	-	0.00	32.14	0.00	32.14
U of T Community Radio	-	-	2.50	0.00	2.50	0.00
The Varsity	-	-	0.63	0.00	0.63	0.00
Athletics & Recreation	-	-	91.58	18.32	91.58	18.32
Hart House	-	-	58.27	11.65	58.27	11.65
Health Service	-	-	17.13	3.43	17.13	3.43
Student Services	-	-	52.28	10.46	52.28	10.46
Student Affairs	-	-	22.08	4.42	22.08	4.42
<b>Total</b>	<b>0.00</b>	<b>0.00</b>	<b>449.72</b>	<b>80.42</b>	<b>449.72</b>	<b>80.42</b>
Change From Previous Year			+1.8%	-21.9%	+1.8%	-21.9%
<b>Dentistry</b>	<b>Summer 2003</b>		<b>Fall 2003</b>		<b>Winter 2004</b>	
	Full-time	Part-time	Full-time	Part-time	Full-time	Part-time
D.D.S and B.Sc.						
Dental Students' Society	-	-	15.00	-	15.00	-
Students' Administrative Council	-	-	117.51	-	117.51	-
U of T Community Radio	-	-	2.50	-	2.50	-
The Varsity	-	-	0.63	-	0.63	-
Athletics & Recreation	-	-	91.58	-	91.58	-
Hart House	-	-	58.27	-	58.27	-
Health Service	-	-	17.13	-	17.13	-
Student Services	-	-	52.28	-	52.28	-
Student Affairs	-	-	22.08	-	22.08	-
<b>Total</b>	<b>0.00</b>	<b>0.00</b>	<b>376.98</b>	<b>0.00</b>	<b>376.98</b>	<b>0.00</b>
Change From Previous Year			+2.4%	-100.0%	+2.4%	-100.0%
<b>Health Administration &amp; Public Health Sciences</b>	<b>Summer 2003</b>		<b>Fall 2003</b>		<b>Winter 2004</b>	
	Full-time	Part-time	Full-time	Part-time	Full-time	Part-time
Degree and Diploma Programs						
Students' Administrative Council	-	-	117.51	0.00	117.51	0.00
Association of Part-time Undergraduate Students	-	-	0.00	32.14	0.00	32.14
U of T Community Radio	-	-	2.50	0.00	2.50	0.00
The Varsity	-	-	0.63	0.00	0.63	0.00
Athletics & Recreation	-	-	91.58	18.32	91.58	18.32
Hart House	-	-	58.27	11.65	58.27	11.65
Health Service	-	-	17.13	3.43	17.13	3.43
Student Services	-	-	52.28	10.46	52.28	10.46
Student Affairs	-	-	22.08	4.42	22.08	4.42
<b>Total</b>	<b>0.00</b>	<b>0.00</b>	<b>361.98</b>	<b>80.42</b>	<b>361.98</b>	<b>80.42</b>
Change From Previous Year			+2.5%	-21.9%	+2.5%	-21.9%
<b>Law</b>	<b>Summer 2003</b>		<b>Fall 2003</b>		<b>Winter 2004</b>	
	Full-time	Part-time	Full-time	Part-time	Full-time	Part-time
Undergraduate Programs						
Students' Law Society	-	-	35.00	-	35.00	-
Students' Administrative Council	-	-	117.51	-	117.51	-
U of T Community Radio	-	-	2.50	-	2.50	-
The Varsity	-	-	0.63	-	0.63	-
Athletics & Recreation	-	-	91.58	-	91.58	-
Hart House	-	-	58.27	-	58.27	-
Health Service	-	-	17.13	-	17.13	-
Student Services	-	-	52.28	-	52.28	-
Student Affairs	-	-	22.08	-	22.08	-
<b>Total</b>	<b>0.00</b>	<b>0.00</b>	<b>396.98</b>	<b>0.00</b>	<b>396.98</b>	<b>0.00</b>
Change From Previous Year			+2.3%		+2.3%	

**Compulsory Non-Academic Incidental Fees**

<b>UNDERGRADUATE PROFESSIONAL PROGRAMS (continued)</b>						
<b>Medicine</b>	<b>Summer 2003</b>		<b>Fall 2003</b>		<b>Winter 2004</b>	
	Full-time	Part-time	Full-time	Part-time	Full-time	Part-time
<b>M.D.</b>						
Medical Society	-	-	29.27	-	29.27	-
Students' Administrative Council	-	-	117.51	-	117.51	-
U of T Community Radio	-	-	2.50	-	2.50	-
The Varsity	-	-	0.63	-	0.63	-
Athletics & Recreation	-	-	91.58	-	91.58	-
Hart House	-	-	58.27	-	58.27	-
Health Service	-	-	17.13	-	17.13	-
Student Services	-	-	52.28	-	52.28	-
Student Affairs	-	-	22.08	-	22.08	-
<b>Total</b>	<b>0.00</b>	<b>0.00</b>	<b>391.25</b>	<b>0.00</b>	<b>391.25</b>	<b>0.00</b>
Change From Previous Year			+2.3%		+2.3%	
<b>Medicine</b>	<b>Summer 2003</b>		<b>Fall 2003</b>		<b>Winter 2004</b>	
<b>Radiation Science</b>	Full-time	Part-time	Full-time	Part-time	Full-time	Part-time
Students' Administrative Council	-	-	117.51	-	117.51	-
U of T Community Radio	-	-	2.50	-	2.50	-
The Varsity	-	-	0.63	-	0.63	-
Athletics & Recreation	-	-	91.58	-	91.58	-
Hart House	-	-	58.27	-	58.27	-
Health Service	-	-	17.13	-	17.13	-
Student Services	-	-	52.28	-	52.28	-
Student Affairs	-	-	22.08	-	22.08	-
<b>Total</b>	<b>0.00</b>	<b>0.00</b>	<b>361.98</b>	<b>0.00</b>	<b>361.98</b>	<b>0.00</b>
Change From Previous Year			+2.5%		+2.5%	
<b>Music</b>	<b>Summer 2003</b>		<b>Fall 2003</b>		<b>Winter 2004</b>	
	Full-time	Part-time	Full-time	Part-time	Full-time	Part-time
Music Undergraduate Association	-	-	7.50	0.00	7.50	0.00
Students' Administrative Council	-	-	117.51	0.00	117.51	0.00
Association of Part-time Undergraduate Students	-	-	0.00	32.14	0.00	32.14
U of T Community Radio	-	-	2.50	0.00	2.50	0.00
The Varsity	-	-	0.63	0.00	0.63	0.00
Athletics & Recreation	-	-	91.58	18.32	91.58	18.32
Hart House	-	-	58.27	11.65	58.27	11.65
Health Service	-	-	17.13	3.43	17.13	3.43
Student Services	-	-	52.28	10.46	52.28	10.46
Student Affairs	-	-	22.08	4.42	22.08	4.42
<b>Total</b>	<b>0.00</b>	<b>0.00</b>	<b>369.48</b>	<b>80.42</b>	<b>369.48</b>	<b>80.42</b>
Change From Previous Year			+2.4%	-21.9%	+2.4%	-21.9%
<b>Nursing</b>	<b>Summer 2003</b>		<b>Fall 2003</b>		<b>Winter 2004</b>	
	Full-time	Part-time	Full-time	Part-time	Full-time	Part-time
Nursing Students' Council	-	-	19.50	1.00	19.50	1.00
Students' Administrative Council	-	-	117.51	0.00	117.51	0.00
Association of Part-time Undergraduate Students	-	-	0.00	32.14	0.00	32.14
U of T Community Radio	-	-	2.50	0.00	2.50	0.00
The Varsity	-	-	0.63	0.00	0.63	0.00
Athletics & Recreation	-	-	91.58	18.32	91.58	18.32
Hart House	-	-	58.27	11.65	58.27	11.65
Health Service	-	-	17.13	3.43	17.13	3.43
Student Services	-	-	52.28	10.46	52.28	10.46
Student Affairs	-	-	22.08	4.42	22.08	4.42
<b>Total</b>	<b>0.00</b>	<b>0.00</b>	<b>381.48</b>	<b>81.42</b>	<b>381.48</b>	<b>81.42</b>
Change From Previous Year			+2.3%	-21.7%	+2.4%	-21.7%

**Compulsory Non-Academic Incidental Fees**

<b>UNDERGRADUATE PROFESSIONAL PROGRAMS (continued)</b>						
<b>OISE/UT</b>	<b>Summer 2003</b>		<b>Fall 2003</b>		<b>Winter 2004</b>	
	Full-time	Part-time	Full-time	Part-time	Full-time	Part-time
<b>B.Ed. and Diploma in Technological Studies</b>						
Student Teachers' Union	-	-	30.00	-	30.00	-
Students' Administrative Council	-	-	117.51	-	117.51	-
U of T Community Radio	-	-	2.50	-	2.50	-
The Varsity	-	-	0.63	-	0.63	-
Athletics & Recreation	-	-	91.58	-	91.58	-
Hart House	-	-	58.27	-	58.27	-
Health Service	-	-	17.13	-	17.13	-
Student Services	-	-	52.28	-	52.28	-
Student Affairs	-	-	22.08	-	22.08	-
<b>Total</b>	<b>0.00</b>	<b>0.00</b>	<b>391.98</b>	<b>0.00</b>	<b>391.98</b>	<b>0.00</b>
Change From Previous Year			+2.3%		+2.3%	
<b>Pharmacy</b>						
Undergraduate Pharmaceutical Society	-	-	28.75	0.00	28.75	0.00
Students' Administrative Council	-	-	117.51	0.00	117.51	0.00
Association of Part-time Undergraduate Students	-	-	0.00	32.14	0.00	32.14
U of T Community Radio	-	-	2.50	0.00	2.50	0.00
The Varsity	-	-	0.63	0.00	0.63	0.00
Athletics & Recreation	-	-	91.58	18.32	91.58	18.32
Hart House	-	-	58.27	11.65	58.27	11.65
Health Service	-	-	17.13	3.43	17.13	3.43
Student Services	-	-	52.28	10.46	52.28	10.46
Student Affairs	-	-	22.08	4.42	22.08	4.42
<b>Total</b>	<b>0.00</b>	<b>0.00</b>	<b>390.73</b>	<b>80.42</b>	<b>390.73</b>	<b>80.42</b>
Change From Previous Year			+2.3%	-21.9%	+2.3%	-21.9%
<b>Physical Education &amp; Health</b>						
Physical & Health Education Undergraduate Association	-	-	17.50	0.00	17.50	0.00
Students' Administrative Council	-	-	117.51	0.00	117.51	0.00
Association of Part-time Undergraduate Students	-	-	0.00	32.14	0.00	32.14
U of T Community Radio	-	-	2.50	0.00	2.50	0.00
The Varsity	-	-	0.63	0.00	0.63	0.00
Athletics & Recreation	-	-	91.58	18.32	91.58	18.32
Hart House	-	-	58.27	11.65	58.27	11.65
Health Service	-	-	17.13	3.43	17.13	3.43
Student Services	-	-	52.28	10.46	52.28	10.46
Student Affairs	-	-	22.08	4.42	22.08	4.42
<b>Total</b>	<b>0.00</b>	<b>0.00</b>	<b>379.48</b>	<b>80.42</b>	<b>379.48</b>	<b>80.42</b>
Change From Previous Year			+4.5%	-21.9%	+4.5%	-21.9%



### Compulsory Non-Academic Incidental Fees

<b>OTHER PROGRAMS</b>						
<b>Transitional Year Program</b>	<b>Summer 2003</b>		<b>Fall 2003</b>		<b>Winter 2004</b>	
	Full-time	Part-time	Full-time	Part-time	Full-time	Part-time
Student Association of the Transitional Year Program	-	-	15.00	0.00	15.00	0.00
Students' Administrative Council	-	-	117.51	0.00	117.51	0.00
Association of Part-time Undergraduate Students	-	-	0.00	32.14	0.00	32.14
U of T Community Radio	-	-	2.50	0.00	2.50	0.00
The Varsity	-	-	0.63	0.00	0.63	0.00
Athletics & Recreation	-	-	91.58	18.32	91.58	18.32
Hart House	-	-	58.27	11.65	58.27	11.65
Health Service	-	-	17.13	3.43	17.13	3.43
Student Services	-	-	52.28	10.46	52.28	10.46
Student Affairs	-	-	22.08	4.42	22.08	4.42
<b>Total</b>	<b>0.00</b>	<b>0.00</b>	<b>376.98</b>	<b>80.42</b>	<b>376.98</b>	<b>80.42</b>
Change From Previous Year			+2.4%	-21.9%	+2.4%	-21.9%
<b>Woodsworth Certificate, Diploma and Other Programs</b>	<b>Summer 2003</b>		<b>Fall 2003</b>		<b>Winter 2004</b>	
	Full-time	Part-time	Full-time	Part-time	Full-time	Part-time
Woodsworth College Students' Association	50.00	50.00	25.00	25.00	25.00	25.00
Students' Administrative Council	0.00	0.00	117.51	0.00	117.51	0.00
Association of Part-time Undergraduate Students	0.00	11.00	0.00	32.14	0.00	32.14
Arts & Science Students' Union	5.50	0.00	5.50	0.00	5.50	0.00
U of T Community Radio	0.00	0.00	2.50	0.00	2.50	0.00
The Varsity	0.63	0.00	0.63	0.00	0.63	0.00
Athletics & Recreation	91.58	18.32	91.58	18.32	91.58	18.32
Hart House	58.27	11.65	58.27	11.65	58.27	11.65
Health Service	17.13	3.43	17.13	3.43	17.13	3.43
Student Services	52.28	10.46	52.28	10.46	52.28	10.46
Student Affairs	22.08	4.42	22.08	4.42	22.08	4.42
<b>Total</b>	<b>297.47</b>	<b>109.28</b>	<b>392.48</b>	<b>105.42</b>	<b>392.48</b>	<b>105.42</b>
Change From Previous Year		-46.6%	+2.3%	-17.7%	+2.3%	-17.6%

**Compulsory Non-Academic Incidental Fees**

<b>GRADUATE STUDIES</b>						
<b>Graduate Studies</b>	<b>Summer 2003</b>		<b>Fall 2003</b>		<b>Winter 2004</b>	
	Full-time	Part-time	Full-time	Part-time	Full-time	Part-time
<b>St. George</b>						
Graduate Students' Union	-	36.54	102.47	18.72	102.47	18.72
Athletics & Recreation	-	18.32	91.58	18.32	91.58	18.32
Hart House	-	11.65	58.27	11.65	58.27	11.65
Health Service	-	3.43	17.13	3.43	17.13	3.43
Student Services	-	10.46	52.28	10.46	52.28	10.46
Student Affairs	-	4.42	22.08	4.42	22.08	4.42
<b>Total</b>	<b>0.00</b>	<b>84.82</b>	<b>343.81</b>	<b>67.00</b>	<b>343.81</b>	<b>67.00</b>
Change From Previous Year		-52.9%	-0.2%	-26.5%	-0.2%	-26.5%
<b>Graduate Studies</b>	<b>Summer 2003</b>		<b>Fall 2003</b>		<b>Winter 2004</b>	
	Full-time	Part-time	Full-time	Part-time	Full-time	Part-time
<b>Mississauga</b>						
Graduate Students' Union	-	36.54	102.47	18.72	102.47	18.72
Centre for Physical Education	49.52	9.90	49.52	9.90	49.52	9.90
Athletics Building Levy	12.88	2.58	12.88	2.58	12.88	2.58
Athletics & Recreation	12.24	2.45	12.24	2.45	12.24	2.45
Hart House	1.78	0.36	1.78	0.36	1.78	0.36
Health Service	17.50	3.50	17.50	3.50	17.50	3.50
Student Services	110.68	22.14	110.68	22.14	110.68	22.14
<b>Total</b>	<b>204.60</b>	<b>77.47</b>	<b>307.07</b>	<b>59.65</b>	<b>307.07</b>	<b>59.65</b>
Change From Previous Year		-40.3%	+6.2%	-20.0%	+6.2%	-20.0%
<b>Graduate Studies</b>	<b>Summer 2003</b>		<b>Fall 2003</b>		<b>Winter 2004</b>	
	Full-time	Part-time	Full-time	Part-time	Full-time	Part-time
<b>Scarborough</b>						
Graduate Students' Union	-	36.54	102.47	18.72	102.47	18.72
Scarborough College Athletic Fee	79.87	15.97	79.87	15.97	79.87	15.97
Athletics & Recreation	12.24	2.45	12.24	2.45	12.24	2.45
Hart House	1.78	0.36	1.78	0.36	1.78	0.36
Health Service	37.25	7.45	37.25	7.45	37.25	7.45
Student Services	84.30	16.86	84.30	16.86	84.30	16.86
<b>Total</b>	<b>215.44</b>	<b>79.63</b>	<b>317.91</b>	<b>61.81</b>	<b>317.91</b>	<b>61.81</b>
Change From Previous Year		-44.3%	+5.4%	-21.1%	+5.4%	-21.0%
<b>Graduate Studies</b>	<b>Summer 2003</b>		<b>Fall 2003</b>		<b>Winter 2004</b>	
	Full-time	Part-time	Full-time	Part-time	Full-time	Part-time
<b>Information Studies</b>						
Information Studies Student Council	-	0.00	50.00	25.00	50.00	25.00
Graduate Students' Union	-	36.54	102.47	18.72	102.47	18.72
Athletics & Recreation	-	18.32	91.58	18.32	91.58	18.32
Hart House	-	11.65	58.27	11.65	58.27	11.65
Health Service	-	3.43	17.13	3.43	17.13	3.43
Student Services	-	10.46	52.28	10.46	52.28	10.46
Student Affairs	-	4.42	22.08	4.42	22.08	4.42
<b>Total</b>	<b>0.00</b>	<b>84.82</b>	<b>393.81</b>	<b>92.00</b>	<b>393.81</b>	<b>92.00</b>
Change From Previous Year		-52.9%	-0.2%	-20.8%	-0.1%	-20.8%

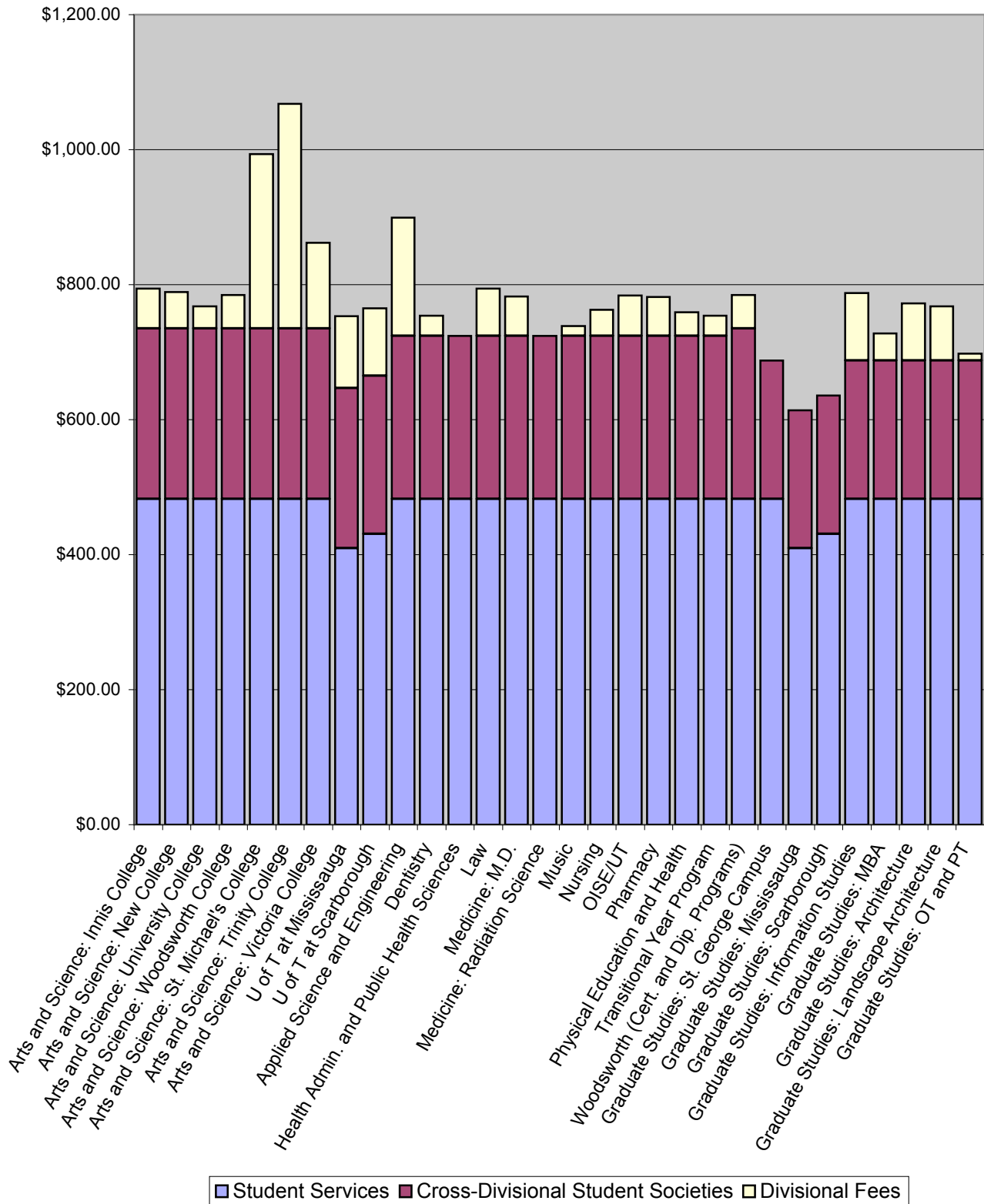
**Compulsory Non-Academic Incidental Fees**

<b>GRADUATE STUDIES (continued)</b>						
<b>Graduate Studies</b>	<b>Summer 2003</b>		<b>Fall 2003</b>		<b>Winter 2004</b>	
	Full-time	Part-time	Full-time	Part-time	Full-time	Part-time
<b>MBA (Degree Students)</b>						
Graduate Business Council	-	20.00	20.00	10.00	20.00	10.00
Graduate Students' Union	-	36.54	102.47	18.72	102.47	18.72
Athletics & Recreation	-	18.32	91.58	18.32	91.58	18.32
Hart House	-	11.65	58.27	11.65	58.27	11.65
Health Service	-	3.43	17.13	3.43	17.13	3.43
Student Services	-	10.46	52.28	10.46	52.28	10.46
Student Affairs	-	4.42	22.08	4.42	22.08	4.42
<b>Total</b>	<b>0.00</b>	<b>104.82</b>	<b>363.81</b>	<b>77.00</b>	<b>363.81</b>	<b>77.00</b>
Change From Previous Year		-44.9%	-0.2%	-23.8%	-0.2%	-23.8%
<b>Graduate Studies</b>	<b>Summer 2003</b>		<b>Fall 2003</b>		<b>Winter 2004</b>	
<b>Architecture, Landscape &amp; Design (Architecture Students)</b>	Full-time	Part-time	Full-time	Part-time	Full-time	Part-time
Graduate Architecture, Landscape & Design Student Union	-	0.00	42.50	25.00	42.50	25.00
Graduate Students' Union	-	36.54	102.47	18.72	102.47	18.72
Athletics & Recreation	-	18.32	91.58	18.32	91.58	18.32
Hart House	-	11.65	58.27	11.65	58.27	11.65
Health Service	-	3.43	17.13	3.43	17.13	3.43
Student Services	-	10.46	52.28	10.46	52.28	10.46
Student Affairs	-	4.42	22.08	4.42	22.08	4.42
<b>Total</b>	<b>0.00</b>	<b>84.82</b>	<b>386.31</b>	<b>92.00</b>	<b>386.31</b>	<b>92.00</b>
Change From Previous Year		-52.9%	-0.2%	-20.8%	-0.1%	-20.8%
<b>Graduate Studies</b>	<b>Summer 2003</b>		<b>Fall 2003</b>		<b>Winter 2004</b>	
<b>Architecture, Landscape &amp; Design (Landscape Students)</b>	Full-time	Part-time	Full-time	Part-time	Full-time	Part-time
Graduate Architecture, Landscape & Design Student Union	-	0.00	40.00	25.00	40.00	25.00
Graduate Students' Union	-	36.54	102.47	18.72	102.47	18.72
Athletics & Recreation	-	18.32	91.58	18.32	91.58	18.32
Hart House	-	11.65	58.27	11.65	58.27	11.65
Health Service	-	3.43	17.13	3.43	17.13	3.43
Student Services	-	10.46	52.28	10.46	52.28	10.46
Student Affairs	-	4.42	22.08	4.42	22.08	4.42
<b>Total</b>	<b>0.00</b>	<b>84.82</b>	<b>383.81</b>	<b>92.00</b>	<b>383.81</b>	<b>92.00</b>
Change From Previous Year		-52.9%	-0.2%	-20.8%	-0.2%	-20.8%
<b>Graduate Studies</b>	<b>Summer 2003</b>		<b>Fall 2003</b>		<b>Winter 2004</b>	
<b>Occupational Therapy and Physical Therapy</b>	Full-time	Part-time	Full-time	Part-time	Full-time	Part-time
Occupational Therapy & Physical Therapy Graduate Students Council	-	0.00	5.00	5.00	5.00	5.00
Graduate Students' Union	-	36.54	102.47	18.72	102.47	18.72
Athletics & Recreation	-	18.32	91.58	18.32	91.58	18.32
Hart House	-	11.65	58.27	11.65	58.27	11.65
Health Service	-	3.43	17.13	3.43	17.13	3.43
Student Services	-	10.46	52.28	10.46	52.28	10.46
Student Affairs	-	4.42	22.08	4.42	22.08	4.42
<b>Total</b>	<b>0.00</b>	<b>84.82</b>	<b>348.81</b>	<b>72.00</b>	<b>348.81</b>	<b>72.00</b>
Change From Previous Year		-52.9%	-0.2%	-25.1%	-0.2%	-25.1%

**Compulsory Non-Academic Incidental Fees**

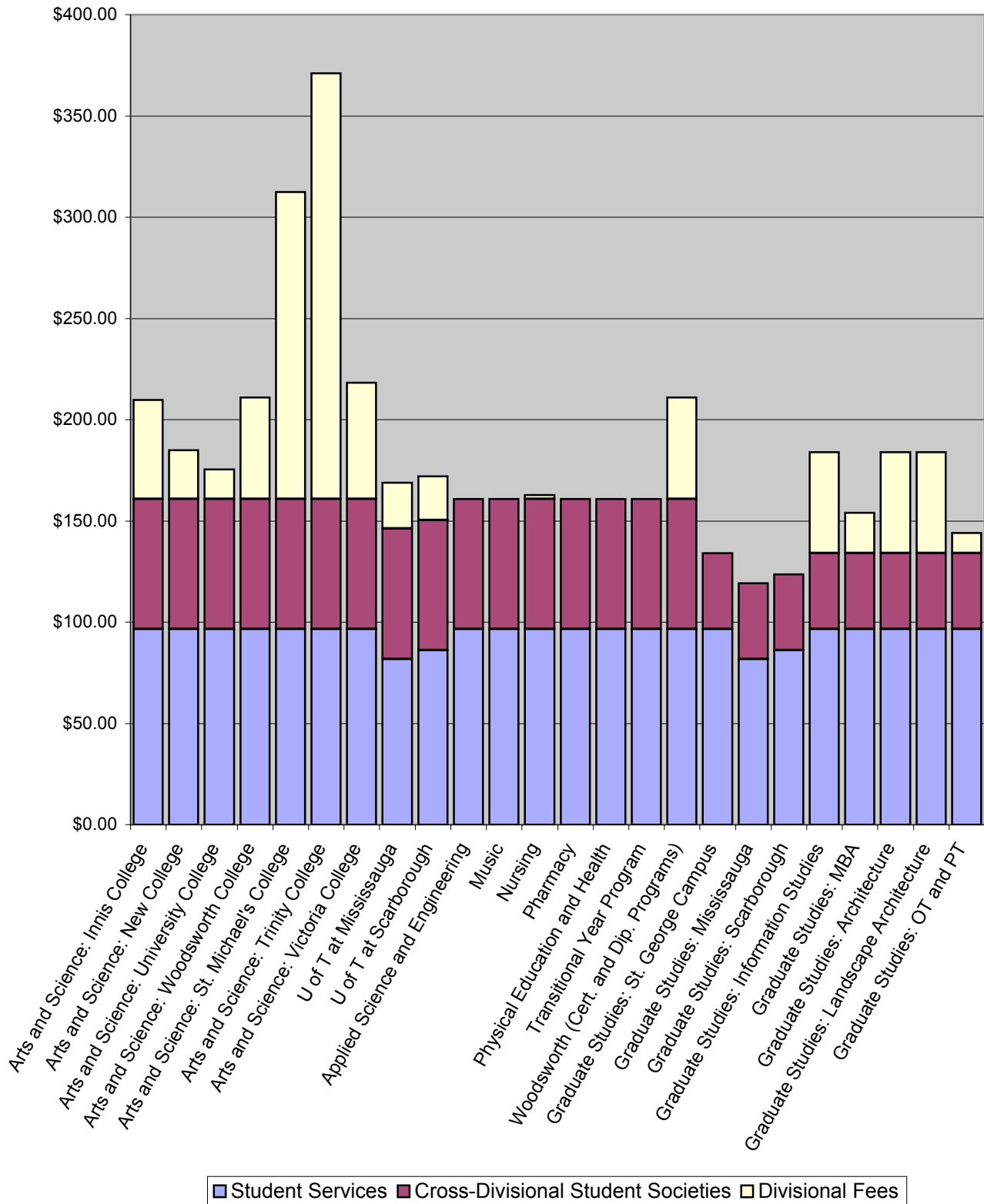
# Compulsory Non-Academic Incidental Fees

## Typical Fall/Winter Incidental Fees (Full-time Students)

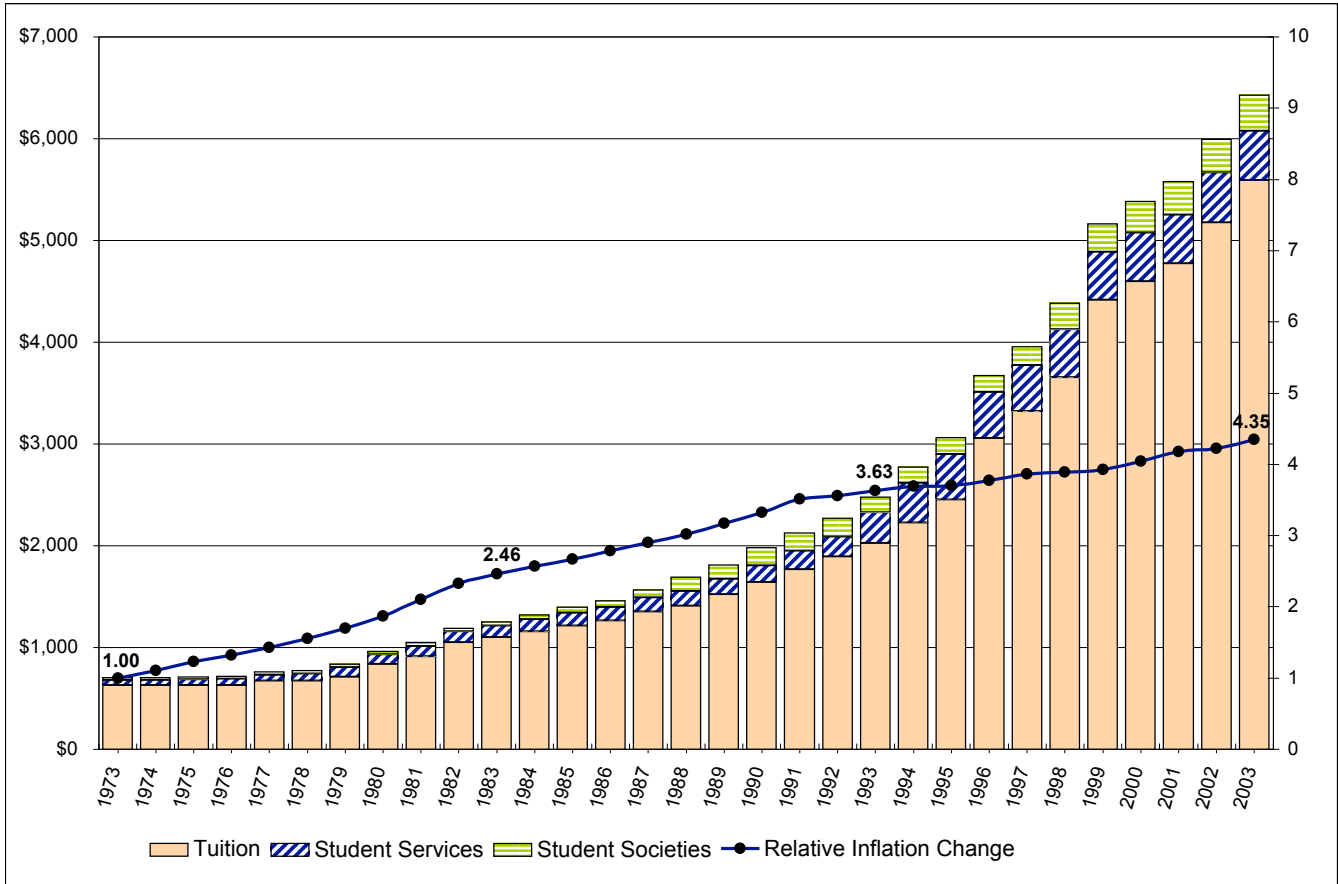


# Compulsory Non-Academic Incidental Fees

## Typical Fall/Winter Incidental Fees (Part-time Students)

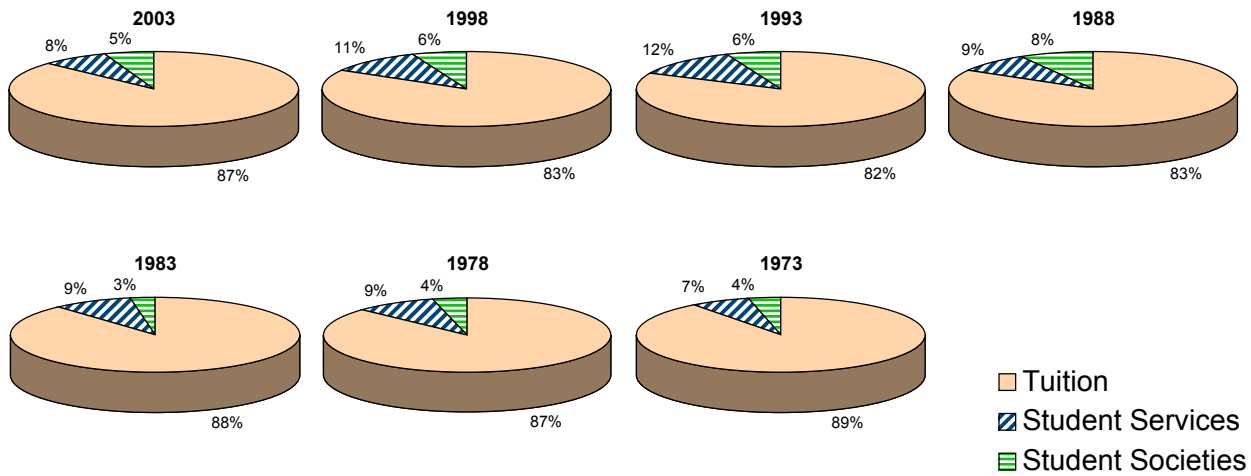


Typical Fall/Winter Full-time Student Fees Since 1973

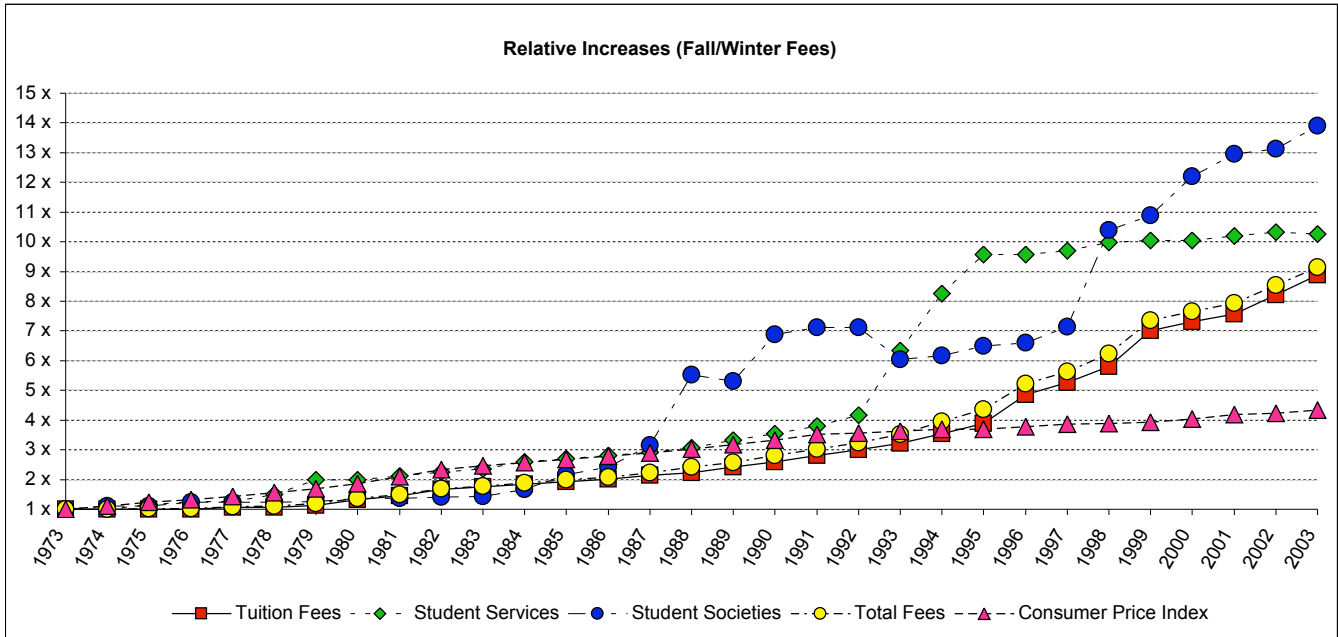


NOTES:

- 1) Tuition is a typical academic fee paid by full-time undergraduate students. See Note 7 on page 16.
- 2) The Student Societies Fee is reported as an average of the fees paid for divisional societies by full-time University College and Engineering students plus the SAC fee.
- 3) Student Services is the sum of the fees for Hart House, Athletics & Recreation, Health Service and the Student Services Fee (all on the St. George Campus).
- 4) CPI is the annual December to December Ontario Consumer Price Index.



**Compulsory Non-Academic Incidental Fees**



Data Used for Charts on Pages 13-14

YEAR	RELATIVE CHANGES					TOTAL FALL/WINTER FEES				STUDENT SERVICE FEES				STUDENT SOCIETY FEES			CONSUMER PRICE INDEX (Annual Average)
	Tuition Fees	Student Services	Student Societies	Inflation	Total Fees	Tuition Fees	Student Services (Total)	Student Societies (Ave+SAC)	Total Fees	Athletics & Recreation	Hart House	Health Service	Student Services + Student Affairs	U.C. Lit + ASSU	Eng. Society	SAC St. George + Varsity	
1973	1.00	1.00	1.00	1.00	1.00	\$630	\$47.00	\$25.25	\$702.25	\$15.00	\$20.00	\$12.00		\$10.00	\$12.50	\$14.00	7.8%
1974	1.00	1.00	1.11	1.11	1.00	\$630	\$47.00	\$28.00	\$705.00	\$15.00	\$20.00	\$12.00		\$10.00	\$15.00	\$15.50	10.8%
1975	1.00	1.15	1.11	1.23	1.01	\$630	\$54.00	\$28.00	\$712.00	\$20.00	\$22.00	\$12.00		\$10.00	\$15.00	\$15.50	10.8%
1976	1.00	1.26	1.23	1.32	1.03	\$630	\$59.00	\$31.00	\$720.00	\$25.00	\$22.00	\$12.00		\$16.00	\$17.00	\$14.50	7.5%
1977	1.06	1.27	1.23	1.43	1.08	\$670	\$59.50	\$31.00	\$760.50	\$25.00	\$22.00	\$12.50		\$16.00	\$17.00	\$14.50	8.0%
1978	1.07	1.49	1.23	1.55	1.11	\$675	\$70.00	\$31.00	\$776.00	\$26.50	\$25.00	\$18.50		\$16.00	\$17.00	\$14.50	9.0%
1979	1.13	1.99	1.27	1.69	1.19	\$710	\$93.50	\$32.00	\$835.50	\$43.00	\$32.00	\$18.50		\$18.00	\$17.00	\$14.50	9.1%
1980	1.33	1.99	1.37	1.87	1.37	\$835	\$93.50	\$34.50	\$963.00	\$43.00	\$32.00	\$18.50		\$18.00	\$22.00	\$14.50	10.2%
1981	1.45	2.12	1.37	2.10	1.49	\$915	\$99.50	\$34.50	\$1,049.00	\$47.00	\$34.00	\$18.50		\$18.00	\$22.00	\$14.50	12.4%
1982	1.67	2.24	1.41	2.33	1.70	\$1,050	\$105.25	\$35.50	\$1,190.75	\$49.75	\$37.00	\$18.50		\$20.00	\$22.00	\$14.50	10.9%
1983	1.75	2.36	1.44	2.46	1.78	\$1,102	\$111.00	\$36.25	\$1,249.25	\$52.50	\$40.00	\$18.50		\$20.00	\$22.00	\$15.25	5.7%
1984	1.84	2.60	1.67	2.57	1.88	\$1,157	\$122.00	\$42.25	\$1,321.25	\$55.50	\$43.00	\$23.50		\$26.00	\$22.00	\$18.25	4.4%
1985	1.93	2.70	2.17	2.67	1.99	\$1,215	\$126.75	\$54.88	\$1,396.63	\$58.25	\$45.00	\$23.50		\$26.00	\$41.25	\$21.25	3.9%
1986	2.01	2.81	2.43	2.78	2.08	\$1,265	\$132.25	\$61.38	\$1,458.63	\$60.75	\$48.00	\$23.50		\$26.00	\$46.75	\$25.00	4.2%
1987	2.14	2.93	3.15	2.90	2.23	\$1,350	\$137.50	\$79.54	\$1,567.04	\$63.50	\$50.50	\$23.50		\$40.75	\$49.75	\$34.29	4.4%
1988	2.24	3.07	5.52	3.02	2.41	\$1,410	\$144.25	\$139.42	\$1,693.67	\$67.75	\$53.00	\$23.50		\$40.75	\$155.50	\$41.29	4.0%
1989	2.41	3.32	5.32	3.17	2.58	\$1,520	\$156.00	\$134.29	\$1,810.29	\$72.25	\$56.75	\$27.00		\$44.50	\$155.50	\$34.29	5.0%
1990	2.60	3.54	6.87	3.32	2.82	\$1,640	\$166.25	\$173.50	\$1,979.75	\$76.75	\$61.00	\$28.50		\$52.50	\$160.50	\$67.00	4.8%
1991	2.81	3.80	7.11	3.51	3.03	\$1,770	\$178.50	\$179.47	\$2,127.97	\$81.25	\$65.00	\$31.35		\$52.50	\$167.00	\$69.72	5.6%
1992	3.01	4.16	7.11	3.56	3.23	\$1,895	\$195.65	\$179.64	\$2,270.29	\$87.00	\$75.40	\$33.25		\$52.50	\$167.87	\$69.45	1.5%
1993	3.22	6.34	6.03	3.63	3.53	\$2,028	\$297.92	\$152.35	\$2,477.92	\$94.50	\$108.50	\$33.25	\$61.67	\$54.75	\$168.34	\$40.80	1.8%
1994	3.54	8.27	6.16	3.69	3.95	\$2,228	\$388.49	\$155.56	\$2,772.05	\$117.00	\$113.90	\$34.25	\$123.34	\$56.75	\$170.92	\$41.72	1.8%
1995	3.89	9.58	6.50	3.70	4.36	\$2,451	\$450.15	\$164.12	\$3,065.27	\$117.00	\$113.90	\$34.25	\$185.00	\$41.75	\$176.00	\$55.24	0.2%
1996	4.85	9.58	6.60	3.77	5.23	\$3,057	\$450.15	\$166.63	\$3,673.78	\$117.00	\$113.90	\$34.25	\$185.00	\$41.75	\$176.76	\$57.37	1.9%
1997	5.27	9.71	7.14	3.86	5.63	\$3,320	\$456.40	\$180.26	\$3,956.66	\$163.42	\$115.61	\$34.25	\$143.12	\$43.75	\$195.56	\$60.60	2.5%
1998	5.80	9.97	10.39	3.89	6.24	\$3,654	\$468.70	\$262.28	\$4,384.98	\$168.81	\$119.66	\$34.25	\$145.98	\$43.75	\$195.82	\$142.49	0.7%
1999	7.01	10.04	10.89	3.93	7.35	\$4,418	\$472.07	\$274.96	\$5,164.53	\$172.18	\$119.66	\$34.25	\$145.98	\$44.00	\$196.15	\$154.88	0.9%
2000	7.30	10.05	12.19	4.04	7.66	\$4,601	\$472.37	\$307.87	\$5,380.74	\$173.16	\$119.66	\$34.25	\$145.30	\$44.00	\$201.96	\$184.89	2.9%
2001	7.57	10.20	12.96	4.18	7.94	\$4,771	\$479.35	\$327.23	\$5,577.58	\$179.56	\$120.24	\$34.25	\$145.30	\$44.00	\$201.96	\$204.25	3.5%
2002	8.22	10.33	13.13	4.23	8.54	\$5,179	\$485.62	\$331.51	\$5,995.63	\$179.56	\$124.39	\$34.25	\$147.42	\$44.00	\$177.38	\$220.82	1.1%
2003	8.88	10.27	13.90	4.35	9.15	\$5,593	\$482.68	\$351.04	\$6,426.22	\$183.16	\$116.54	\$34.26	\$148.72	\$44.04	\$175.48	\$241.28	2.8%

**NOTES ON DATA (and meaning of "typical full-time student"):**

- 1) Until 1977, the Athletics fee is reported as an average of men's fees and women's fees.
- 2) The Student Societies Fee (in the Total Fees column) is reported as an average of fees paid by full-time University College and Engineering students plus the SAC fee.
- 3) The Athletics and Hart House fees for 1982 are reported as the average of the 1981 and 1983 fees as no records were available.
- 4) The U.C. Lit fee includes the Arts & Science Students Union fee which began in 1976.
- 5) The SAC fee includes The Varsity fee which began in 1980 and the CIUT fee which
- 6) From 1990 to 1992, the SAC fee included a special levy of \$30 for disabled access projects.
- 7) Beginning in 1996/97, Tuition is reported as an average of the tuition paid by full-time Arts & Science and full-time year 1 Applied Science & Engineering students.
- 8) The consumer price index is reported as the Ontario December to December (previous year) cost of living increase calculated by Statistics Canada.



**Compulsory Non-Academic Incidental Fees  
Schedule of Fees**

**Schedule 1: Student Society Fees**

Student Societies	Summer 2003		Fall 2003		Winter 2004		Summer 2002		Fall 2002		Winter 2003	
	Full-time	Part-time	Full-time	Part-time	Full-time	Part-time	Full-time	Part-time	Full-time	Part-time	Full-time	Part-time
<b>Arts &amp; Science Students' Union</b>												
Society	5.50		5.50		5.50				5.50		5.50	
<b>TOTAL</b>	<b>\$5.50</b>	<b>\$0.00</b>	<b>\$5.50</b>	<b>\$0.00</b>	<b>\$5.50</b>	<b>\$0.00</b>	<b>\$0.00</b>	<b>\$0.00</b>	<b>\$5.50</b>	<b>\$0.00</b>	<b>\$5.50</b>	<b>\$0.00</b>
Change From Previous Year	(new)		+0.0%		+0.0%				+0.0%		+0.0%	
<b>Association of Part-time Undergraduate Students</b>												
Society		10.00		10.00		10.00		10.00		10.00		10.00
Ontario Public Interest Research Group (refundable)		1.00		0.50		0.50		1.00		0.50		0.50
Accident & Prescription Drug Insurance Plan (refundable; increases up to 10% permitted without referendum - approved spring 1994)				20.04		20.04				18.22		18.22
Provincial Sales Tax on Accident & Prescription Drug Insurance Plan (refundable)				1.60		1.60				1.46		1.45
<b>TOTAL</b>	<b>\$0.00</b>	<b>\$11.00</b>	<b>\$0.00</b>	<b>\$32.14</b>	<b>\$0.00</b>	<b>\$32.14</b>	<b>\$0.00</b>	<b>\$11.00</b>	<b>\$0.00</b>	<b>\$30.18</b>	<b>\$0.00</b>	<b>\$30.17</b>
Change From Previous Year		+0.0%		+6.5%		+6.5%		+0.0%		+6.3%		+6.3%
<b>Dental Students' Society</b>												
Society (cost of living increases permitted without referendum - approved spring 1994)			15.00		15.00				15.00		15.00	
<b>TOTAL</b>	<b>\$0.00</b>	<b>\$0.00</b>	<b>\$15.00</b>	<b>\$0.00</b>	<b>\$15.00</b>	<b>\$0.00</b>	<b>\$0.00</b>	<b>\$0.00</b>	<b>\$15.00</b>	<b>\$0.00</b>	<b>\$15.00</b>	<b>\$0.00</b>
Change From Previous Year			+0.0%		+0.0%				+0.0%		+0.0%	
<b>Engineering Society</b>												
Society (cost of living increases permitted without referendum - approved spring 1991)			19.86		19.86				19.32		19.31	
Engineering Employment Office (through 2004-05; referendum required for continuation)			10.00		10.00				12.50		12.50	
Engineering Athletic Association			4.50		4.50				4.50		4.50	
Formula SAE Racing Team (through 2004-05; referendum required for continuation)			1.00		1.00							
Blue Sky Solar Car Team (through 2003-04 referendum required for continuation)			2.38		2.38				2.37		2.38	
Special Projects Levy (through 2003-04 referendum required for continuation)			50.00		50.00				50.00		50.00	
<b>TOTAL</b>	<b>\$0.00</b>	<b>\$0.00</b>	<b>\$87.74</b>	<b>\$0.00</b>	<b>\$87.74</b>	<b>\$0.00</b>	<b>\$0.00</b>	<b>\$0.00</b>	<b>\$88.69</b>	<b>\$0.00</b>	<b>\$88.69</b>	<b>\$0.00</b>
Change From Previous Year			-1.1%		-1.1%				-12.2%		-12.2%	
<b>Erindale College Student Union</b>												
Society	12.13		12.13		12.13				12.13		12.12	
Library Enhancement Fund	5.00		5.00		5.00				5.00		5.00	
Student Centre Levy – see note 1	26.00		26.00		26.00				26.00		26.00	
<b>TOTAL</b>	<b>\$43.13</b>	<b>\$0.00</b>	<b>\$43.13</b>	<b>\$0.00</b>	<b>\$43.13</b>	<b>\$0.00</b>	<b>\$0.00</b>	<b>\$0.00</b>	<b>\$43.13</b>	<b>\$0.00</b>	<b>\$43.12</b>	<b>\$0.00</b>
Change From Previous Year	(new)		+0.0%		+0.0%				+0.0%		-0.0%	
<b>Erindale Part-time Undergraduate Students</b>												
Society		2.00		1.00		1.00		2.00		1.00		1.00
Student Centre Levy – see note 2		15.60		7.80		7.80		15.60		7.80		7.80
<b>TOTAL</b>	<b>\$0.00</b>	<b>\$17.60</b>	<b>\$0.00</b>	<b>\$8.80</b>	<b>\$0.00</b>	<b>\$8.80</b>	<b>\$0.00</b>	<b>\$17.60</b>	<b>\$0.00</b>	<b>\$8.80</b>	<b>\$0.00</b>	<b>\$8.80</b>
Change From Previous Year		+0.0%		+0.0%		+0.0%		+0.0%		+0.0%		+0.0%
<b>Graduate Business Council</b>												
Society		20.00	20.00	10.00	20.00	10.00		10.00	20.00	10.00	20.00	10.00
<b>TOTAL</b>	<b>\$0.00</b>	<b>\$20.00</b>	<b>\$20.00</b>	<b>\$10.00</b>	<b>\$20.00</b>	<b>\$10.00</b>	<b>\$0.00</b>	<b>\$10.00</b>	<b>\$20.00</b>	<b>\$10.00</b>	<b>\$20.00</b>	<b>\$10.00</b>
Change From Previous Year		+100.0%	+0.0%	+0.0%	+0.0%	+0.0%			+0.0%	+0.0%	+0.0%	+0.0%
<b>Graduate Architecture, Landscape &amp; Design Student Union (Architecture)</b>												
Society (through 2004-05; referendum required for continuation)			42.50	25.00	42.50	25.00			42.50	25.00	42.50	25.00
<b>TOTAL</b>	<b>\$0.00</b>	<b>\$0.00</b>	<b>\$42.50</b>	<b>\$25.00</b>	<b>\$42.50</b>	<b>\$25.00</b>	<b>\$0.00</b>	<b>\$0.00</b>	<b>\$42.50</b>	<b>\$25.00</b>	<b>\$42.50</b>	<b>\$25.00</b>
Change From Previous Year			+0.0%	+0.0%	+0.0%	+0.0%			+0.0%	+0.0%	+0.0%	+0.0%
<b>Graduate Architecture, Landscape &amp; Design Student Union (Landscape)</b>												
Society (through 2004-05; referendum required for continuation)			40.00	25.00	40.00	25.00			40.00	25.00	40.00	25.00
<b>TOTAL</b>	<b>\$0.00</b>	<b>\$0.00</b>	<b>\$40.00</b>	<b>\$25.00</b>	<b>\$40.00</b>	<b>\$25.00</b>	<b>\$0.00</b>	<b>\$0.00</b>	<b>\$40.00</b>	<b>\$25.00</b>	<b>\$40.00</b>	<b>\$25.00</b>
Change From Previous Year			+0.0%	+0.0%	+0.0%	+0.0%			+0.0%	+0.0%	+0.0%	+0.0%
<b>Graduate Students' Union</b>												
Society (cost of living increases permitted without referendum - approved spring 1990)		26.27	27.01	13.51	27.01	13.51		26.27	26.27	13.14	26.27	13.13
Canadian Federation of Student (CFS) & CFS-Ontario (cost of living increases permitted without referendum - approved spring 1998)		6.27	6.42	3.21	6.42	3.21		6.20	6.27	3.13	6.27	3.14
Ontario Public Interest Research Group (refundable)		2.50	2.50	1.25	2.50	1.25		2.50	2.50	1.25	2.50	1.25
Downtown Legal Services (50% refundable)		1.00	1.00	0.50	1.00	0.50		1.00	1.00	0.50	1.00	0.50
Women's Centre (refundable)		0.50	0.50	0.25	0.50	0.25		0.50	0.50	0.25	0.50	0.25
Supplementary Health Coverage (refundable; increases up to health industry index permitted without referendum - current provisions approved spring 1999)			58.83		58.83				58.84		58.84	
Supplementary Health Coverage Administrative Fee (refundable)			1.50		1.50				1.50		1.50	
Provincial Sales Tax on Supplementary Health Coverage (refundable) – see note 3			4.71		4.71				4.71		4.71	
<b>TOTAL</b>	<b>\$0.00</b>	<b>\$36.54</b>	<b>\$102.47</b>	<b>\$18.72</b>	<b>\$102.47</b>	<b>\$18.72</b>	<b>\$0.00</b>	<b>\$36.47</b>	<b>\$101.59</b>	<b>\$18.27</b>	<b>\$101.59</b>	<b>\$18.27</b>
Change From Previous Year		+0.2%	+0.9%	+2.5%	+0.9%	+2.5%		+0.5%	+2.9%	+0.2%	+2.9%	+0.2%
<b>Information Studies Student Council/Doctoral Students Association</b>												
Technology Upgrade Fund (through 2004-05 referendum required for continuation)			50.00	25.00	50.00	25.00			50.00	25.00	50.00	25.00
<b>TOTAL</b>	<b>\$0.00</b>	<b>\$0.00</b>	<b>\$50.00</b>	<b>\$25.00</b>	<b>\$50.00</b>	<b>\$25.00</b>	<b>\$0.00</b>	<b>\$0.00</b>	<b>\$50.00</b>	<b>\$25.00</b>	<b>\$50.00</b>	<b>\$25.00</b>
Change From Previous Year			+0.0%	+0.0%	+0.0%	+0.0%			+0.0%	+0.0%	+0.0%	+0.0%

**Compulsory Non-Academic Incidental Fees  
Schedule of Fees**

Student Societies	Summer 2003		Fall 2003		Winter 2004		Summer 2002		Fall 2002		Winter 2003	
	Full-time	Part-time	Full-time	Part-time	Full-time	Part-time	Full-time	Part-time	Full-time	Part-time	Full-time	Part-time
<b>Innis College Student Society</b> Society (cost of living increases permitted without referendum - approved spring 2000) Harold Innis Foundation Refugee Student Fund			18.21	18.21	18.21	18.21			18.21	18.21	18.21	18.21
<b>TOTAL</b>	<b>\$0.00</b>	<b>\$0.00</b>	<b>\$22.21</b>	<b>\$22.21</b>	<b>\$22.21</b>	<b>\$22.21</b>	<b>\$0.00</b>	<b>\$0.00</b>	<b>\$22.21</b>	<b>\$22.21</b>	<b>\$22.21</b>	<b>\$22.21</b>
Change From Previous Year			+0.0%	+0.0%	+0.0%	+0.0%			+0.9%	+0.9%	+0.9%	+0.9%
<b>Medical Society</b> Society Canadian Federation of Medical Students			23.77		23.77				23.77		23.77	
<b>TOTAL</b>	<b>\$0.00</b>	<b>\$0.00</b>	<b>\$29.27</b>	<b>\$0.00</b>	<b>\$29.27</b>	<b>\$0.00</b>	<b>\$0.00</b>	<b>\$29.27</b>	<b>\$0.00</b>	<b>\$29.27</b>	<b>\$0.00</b>	<b>\$0.00</b>
Change From Previous Year			+0.0%		+0.0%			+0.0%		+0.0%		
<b>The Medium Society</b> Society			3.63	1.21	3.63	1.21			3.63	1.21	3.62	1.21
<b>TOTAL</b>	<b>\$0.00</b>	<b>\$0.00</b>	<b>\$3.63</b>	<b>\$1.21</b>	<b>\$3.63</b>	<b>\$1.21</b>	<b>\$0.00</b>	<b>\$0.00</b>	<b>\$3.63</b>	<b>\$1.21</b>	<b>\$3.62</b>	<b>\$1.21</b>
Change From Previous Year			+0.0%	+0.0%	+0.3%	+0.0%			+0.1%	+0.0%	-0.1%	+0.0%
<b>U of T at Mississauga Athletics Council</b> Society	2.77	2.77	4.30	1.39	4.30	1.39	2.77	2.77	4.30	1.39	4.30	1.38
<b>TOTAL</b>	<b>\$2.77</b>	<b>\$2.77</b>	<b>\$4.30</b>	<b>\$1.39</b>	<b>\$4.30</b>	<b>\$1.39</b>	<b>\$2.77</b>	<b>\$2.77</b>	<b>\$4.30</b>	<b>\$1.39</b>	<b>\$4.30</b>	<b>\$1.38</b>
Change From Previous Year	+0.0%	+0.0%	+0.0%	+0.0%	+0.0%	+0.7%	+0.0%	+0.0%	+0.0%	+0.4%	+0.0%	-0.4%
<b>Music Undergraduate Society</b> Society			7.50		7.50				7.50		7.50	
<b>TOTAL</b>	<b>\$0.00</b>	<b>\$0.00</b>	<b>\$7.50</b>	<b>\$0.00</b>	<b>\$7.50</b>	<b>\$0.00</b>	<b>\$0.00</b>	<b>\$0.00</b>	<b>\$7.50</b>	<b>\$0.00</b>	<b>\$7.50</b>	<b>\$0.00</b>
Change From Previous Year			+0.0%		+0.0%				+0.0%		+0.0%	
<b>New College Student Council</b> Society Admission Scholarships Computing Facilities and Capital Fund (through 2006-07; referendum required for continuation)			16.00	6.00	16.00	6.00			16.00	6.00	16.00	6.00
<b>TOTAL</b>	<b>\$0.00</b>	<b>\$0.00</b>	<b>\$27.00</b>	<b>\$12.00</b>	<b>\$27.00</b>	<b>\$12.00</b>	<b>\$0.00</b>	<b>\$0.00</b>	<b>\$27.00</b>	<b>\$12.00</b>	<b>\$27.00</b>	<b>\$12.00</b>
Change From Previous Year			+0.0%	+0.0%	+0.0%	+0.0%			+0.0%	+0.0%	+0.0%	+0.0%
<b>Nursing Students' Council</b> Society Canadian Nursing Students Association			17.00		17.00				17.00		17.00	
<b>TOTAL</b>	<b>\$0.00</b>	<b>\$0.00</b>	<b>\$19.50</b>	<b>\$1.00</b>	<b>\$19.50</b>	<b>\$1.00</b>	<b>\$0.00</b>	<b>\$0.00</b>	<b>\$19.50</b>	<b>\$1.00</b>	<b>\$19.50</b>	<b>\$1.00</b>
Change From Previous Year			+0.0%	+0.0%	+0.0%	+0.0%			+0.0%	+0.0%	+0.0%	+0.0%
<b>Undergraduate Pharmaceutical Society</b> Society (cost of living increases permitted without referendum - approved spring 1991) Graduation Events			21.25		21.25				21.25		21.25	
<b>TOTAL</b>	<b>\$0.00</b>	<b>\$0.00</b>	<b>\$28.75</b>	<b>\$0.00</b>	<b>\$28.75</b>	<b>\$0.00</b>	<b>\$0.00</b>	<b>\$0.00</b>	<b>\$28.75</b>	<b>\$0.00</b>	<b>\$28.75</b>	<b>\$0.00</b>
Change From Previous Year			+0.0%		+0.0%				+0.0%		+0.0%	
<b>Occupational Therapy &amp; Physical Therapy Graduate Students Council</b> Society			5.00	5.00	5.00	5.00			5.00	5.00	5.00	5.00
<b>TOTAL</b>	<b>\$0.00</b>	<b>\$0.00</b>	<b>\$5.00</b>	<b>\$5.00</b>	<b>\$5.00</b>	<b>\$5.00</b>	<b>\$0.00</b>	<b>\$0.00</b>	<b>\$5.00</b>	<b>\$5.00</b>	<b>\$5.00</b>	<b>\$5.00</b>
Change From Previous Year			+0.0%	+0.0%	+0.0%	+0.0%			(new)	(new)	(new)	(new)
<b>Occupational Therapy &amp; Physical Therapy &amp; Undergraduate Association</b> Society			(ended)		(ended)				15.00		15.00	
<b>TOTAL</b>	<b>\$0.00</b>	<b>\$0.00</b>	<b>\$0.00</b>	<b>\$0.00</b>	<b>\$0.00</b>	<b>\$0.00</b>	<b>\$0.00</b>	<b>\$0.00</b>	<b>\$15.00</b>	<b>\$0.00</b>	<b>\$15.00</b>	<b>\$0.00</b>
Change From Previous Year									+0.0%		+0.0%	
<b>Physical Education &amp; Health Undergraduate Association</b> Society			17.50		17.50				10.00		10.00	
<b>TOTAL</b>	<b>\$0.00</b>	<b>\$0.00</b>	<b>\$17.50</b>	<b>\$0.00</b>	<b>\$17.50</b>	<b>\$0.00</b>	<b>\$0.00</b>	<b>\$0.00</b>	<b>\$10.00</b>	<b>\$0.00</b>	<b>\$10.00</b>	<b>\$0.00</b>
Change From Previous Year			+75.0%		+75.0%				+0.0%		+0.0%	
<b>Scarborough College Athletic Association</b> Society			3.50		3.50				3.50		3.50	
<b>TOTAL</b>	<b>\$0.00</b>	<b>\$0.00</b>	<b>\$3.50</b>	<b>\$0.00</b>	<b>\$3.50</b>	<b>\$0.00</b>	<b>\$0.00</b>	<b>\$0.00</b>	<b>\$3.50</b>	<b>\$0.00</b>	<b>\$3.50</b>	<b>\$0.00</b>
Change From Previous Year			+0.0%		+0.0%				+0.0%		+0.0%	
<b>Scarborough Campus Community Radio (CSCR)</b> Society			2.00		2.00				2.00		2.00	
<b>TOTAL</b>	<b>\$0.00</b>	<b>\$0.00</b>	<b>\$2.00</b>	<b>\$0.00</b>	<b>\$2.00</b>	<b>\$0.00</b>	<b>\$0.00</b>	<b>\$0.00</b>	<b>\$2.00</b>	<b>\$0.00</b>	<b>\$2.00</b>	<b>\$0.00</b>
Change From Previous Year			+0.0%		+0.0%				+0.0%		+0.0%	
<b>Scarborough Campus Students' Union</b> Society (cost of living increases permitted without referendum - approved spring 2001) Refugee Student Program (through 2007-08; SCSU Board approval of continuation) Student Centre (cost of living increases permitted without referendum - approved spring 2001)	10.00	1.13	10.28	1.16	10.28	1.16	2.25	10.00	1.13	10.00	1.12	
<b>TOTAL</b>	<b>\$41.08</b>	<b>\$10.48</b>	<b>\$42.21</b>	<b>\$10.76</b>	<b>\$42.21</b>	<b>\$10.76</b>	<b>\$0.00</b>	<b>\$20.75</b>	<b>\$41.08</b>	<b>\$10.48</b>	<b>\$41.08</b>	<b>\$10.47</b>
Change From Previous Year	(new)	-49.5%	+2.8%	+2.7%	+2.8%	+2.8%	+654.5%	+0.8%	+1.0%	+0.8%	+0.9%	+0.9%
<b>Scarborough Campus Students' Press (The Underground)</b> Society			2.50		2.50				2.50		2.50	
<b>TOTAL</b>	<b>\$0.00</b>	<b>\$0.00</b>	<b>\$2.50</b>	<b>\$0.00</b>	<b>\$2.50</b>	<b>\$0.00</b>	<b>\$0.00</b>	<b>\$0.00</b>	<b>\$2.50</b>	<b>\$0.00</b>	<b>\$2.50</b>	<b>\$0.00</b>
Change From Previous Year			+0.0%		+0.0%				+0.0%		+0.0%	
<b>Student Teachers' Union</b> Society Teacher Employment Preparation Centre			25.00		25.00				25.00		25.00	
<b>TOTAL</b>	<b>\$0.00</b>	<b>\$0.00</b>	<b>\$30.00</b>	<b>\$0.00</b>	<b>\$30.00</b>	<b>\$0.00</b>	<b>\$0.00</b>	<b>\$0.00</b>	<b>\$30.00</b>	<b>\$0.00</b>	<b>\$30.00</b>	<b>\$0.00</b>
Change From Previous Year			+0.0%		+0.0%				+20.0%		+20.0%	

**Compulsory Non-Academic Incidental Fees  
Schedule of Fees**

Student Societies	Summer 2003		Fall 2003		Winter 2004		Summer 2002		Fall 2002		Winter 2003	
	Full-time	Part-time	Full-time	Part-time	Full-time	Part-time	Full-time	Part-time	Full-time	Part-time	Full-time	Part-time
<b>Students' Administrative Council – St. George Campus</b>												
Society (cost of living increases permitted without referendum - approved spring 1991)			10.92		10.92				10.62		10.62	
Radio			(ended)		(ended)			2.50		2.50		
Women's Centre (refundable)			0.50		0.50			0.50		0.50		
Sexual Education & Peer Counselling Centre (refundable)			0.25		0.25			0.25		0.25		
Downtown Legal Services (refundable)			1.50		1.50			1.00		1.00		
Ontario Public Interest Research Group (refundable)			0.50		0.50			0.50		0.50		
Orientation (refundable)			0.50		0.50			0.50		0.50		
Blue Solar Racing Car Team (refundable)			0.13		0.13			0.13		0.12		
Day Care Subsidy (refundable)			0.50		0.50			0.50		0.50		
Wheelchair Accessibility Projects			1.00		1.00			1.00		1.00		
Refugee Student Fund			0.30		0.30			0.30		0.30		
Health Initiatives in Developing Countries (refundable)			0.25		0.25			0.25		0.25		
Foster Children Program			0.05		0.05			0.05		0.05		
U of T Environmental Resource Network (refundable)			0.25		0.25							
Accident & Prescription Drug Insurance Plan (refundable; increases up to 10% permitted without referendum - current provisions approved spring of 1998)			38.50		38.50			35.00		35.00		
Provincial Sales Tax on Accident & Prescription Drug Insurance Plan (refundable)			3.08		3.08			2.80		2.80		
Dental Plan (refundable; increases up to 10% permitted without referendum - approved spring of 1998)			54.89		54.89			49.90		49.90		
Provincial Sales Tax on Dental Plan (refundable)			4.39		4.39			3.99		3.99		
<b>TOTAL</b>	<b>\$0.00</b>	<b>\$0.00</b>	<b>\$117.51</b>	<b>\$0.00</b>	<b>\$117.51</b>	<b>\$0.00</b>	<b>\$0.00</b>	<b>\$109.79</b>	<b>\$0.00</b>	<b>\$109.78</b>	<b>\$0.00</b>	<b>\$0.00</b>
Change From Previous Year			+7.0%		+7.0%			+8.2%		+8.2%		
<b>Students' Administrative Council – Mississauga</b>												
Society (cost of living increases permitted without referendum - approved spring 1991)			10.92		10.92			10.62		10.62		
Radio			(ended)		(ended)			2.50		2.50		
Women's Centre (refundable)			0.50		0.50			0.50		0.50		
UTM Sexual Education Centre (refundable)			1.00		1.00			1.00		1.00		
UTM Women's Centre (refundable)			1.00		1.00			1.00		1.00		
Downtown Legal Services (refundable)			0.50		0.50							
Orientation (refundable)			0.50		0.50			0.50		0.50		
Blue Solar Racing Car Team (refundable)			0.13		0.13			0.13		0.12		
Day Care Subsidy (refundable)			0.50		0.50			0.50		0.50		
Wheelchair Accessibility Projects			1.00		1.00			1.00		1.00		
Refugee Student Fund			0.30		0.30			0.30		0.30		
Health Initiatives in Developing Countries (refundable)			0.25		0.25			0.25		0.25		
Foster Children Program			0.05		0.05			0.05		0.05		
U of T Environmental Resource Network (refundable)			0.25		0.25							
Accident & Prescription Drug Insurance Plan (refundable; increases up to 10% permitted without referendum - current provisions approved spring of 1998)			38.50		38.50			35.00		35.00		
Provincial Sales Tax on Accident & Prescription Drug Insurance Plan (refundable)			3.08		3.08			2.80		2.80		
Dental Plan (refundable; increases up to 10% permitted without referendum - approved spring of 1998)			54.89		54.89			49.90		49.90		
Provincial Sales Tax on Dental Plan (refundable)			4.39		4.39			3.99		3.99		
<b>TOTAL</b>	<b>\$0.00</b>	<b>\$0.00</b>	<b>\$117.76</b>	<b>\$0.00</b>	<b>\$117.76</b>	<b>\$0.00</b>	<b>\$0.00</b>	<b>\$110.04</b>	<b>\$0.00</b>	<b>\$110.03</b>	<b>\$0.00</b>	<b>\$0.00</b>
Change From Previous Year			+7.0%		+7.0%			+8.1%		+8.1%		
<b>Students' Administrative Council – Scarborough</b>												
Society (cost of living increases permitted without referendum - approved spring 1991)			10.92		10.92			10.62		10.62		
Radio			(ended)		(ended)			0.50		0.50		
Women's Centre (refundable)			0.50		0.50			0.50		0.50		
Downtown Legal Services (refundable)			0.50		0.50							
Orientation (refundable)			0.50		0.50			0.50		0.50		
Blue Solar Racing Car Team (refundable)			0.13		0.13			0.13		0.12		
Day Care Subsidy (refundable)			0.50		0.50			0.50		0.50		
Wheelchair Accessibility Projects			1.00		1.00			1.00		1.00		
Refugee Student Fund			0.30		0.30			0.30		0.30		
Health Initiatives in Developing Countries (refundable)			0.25		0.25			0.25		0.25		
Foster Children Program			0.05		0.05			0.05		0.05		
U of T Environmental Resource Network (refundable)			0.25		0.25							
Accident & Prescription Drug Insurance Plan (refundable; increases up to 10% permitted without referendum - current provisions approved spring of 1998)			38.50		38.50			35.00		35.00		
Provincial Sales Tax on Accident & Prescription Drug Insurance Plan (refundable)			3.08		3.08			2.80		2.80		
Dental Plan (refundable; increases up to 10% permitted without referendum - approved spring of 1998)			54.89		54.89			49.90		49.90		
Provincial Sales Tax on Dental Plan (refundable)			4.39		4.39			3.99		3.99		
<b>TOTAL</b>	<b>\$0.00</b>	<b>\$0.00</b>	<b>\$115.76</b>	<b>\$0.00</b>	<b>\$115.76</b>	<b>\$0.00</b>	<b>\$0.00</b>	<b>\$106.04</b>	<b>\$0.00</b>	<b>\$106.03</b>	<b>\$0.00</b>	<b>\$0.00</b>
Change From Previous Year			+9.2%		+9.2%			+8.5%		+8.5%		
<b>Students' Law Society</b>												
Society			20.00		20.00			20.00		20.00		
Public Interest Advocacy Summer Employment Program (refundable)			15.00		15.00			15.00		15.00		
<b>TOTAL</b>	<b>\$0.00</b>	<b>\$0.00</b>	<b>\$35.00</b>	<b>\$0.00</b>	<b>\$35.00</b>	<b>\$0.00</b>	<b>\$0.00</b>	<b>\$35.00</b>	<b>\$0.00</b>	<b>\$35.00</b>	<b>\$0.00</b>	<b>\$0.00</b>
Change From Previous Year			+0.0%		+0.0%			+0.0%		+0.0%		
<b>Student Association of the Transitional Year Program</b>												
Society			15.00		15.00			15.00		15.00		
<b>TOTAL</b>	<b>\$0.00</b>	<b>\$0.00</b>	<b>\$15.00</b>	<b>\$0.00</b>	<b>\$15.00</b>	<b>\$0.00</b>	<b>\$0.00</b>	<b>\$15.00</b>	<b>\$0.00</b>	<b>\$15.00</b>	<b>\$0.00</b>	<b>\$0.00</b>
Change From Previous Year			+0.0%		+0.0%			+0.0%		+0.0%		

**Compulsory Non-Academic Incidental Fees  
Schedule of Fees**

Student Societies	Summer 2003		Fall 2003		Winter 2004		Summer 2002		Fall 2002		Winter 2003	
	Full-time	Part-time	Full-time	Part-time	Full-time	Part-time	Full-time	Part-time	Full-time	Part-time	Full-time	Part-time
<b>University College Literary &amp; Athletic Society</b>												
Society			9.45	3.33	9.45	3.33			9.45	3.33	9.45	3.33
Refugee Sponsorship Program			1.88	1.88	1.88	1.88			1.88	1.88	1.87	1.87
Special Fund (Capital Fund)			0.50	0.50	0.50	0.50			0.50	0.50	0.50	0.50
<i>The Gargoyle</i>			1.50	1.50	1.50	1.50			1.50	1.50	1.50	1.50
Foster Parents Plan			0.13	0.13	0.13	0.13			0.12	0.12	0.13	0.13
U.C. Review			0.88		0.88				0.88		0.87	
Campus Safety			1.00		1.00				1.00		1.00	
Association of College Programs - University College (refundable)			0.55		0.55				0.55		0.55	
Contact U.C.			0.50		0.50				0.50		0.50	
Charity Fund			0.13		0.13				0.12		0.13	
<b>TOTAL</b>	<b>\$0.00</b>	<b>\$0.00</b>	<b>\$16.52</b>	<b>\$7.34</b>	<b>\$16.52</b>	<b>\$7.34</b>	<b>\$0.00</b>	<b>\$0.00</b>	<b>\$16.50</b>	<b>\$7.33</b>	<b>\$16.50</b>	<b>\$7.33</b>
Change From Previous Year			+0.1%	+0.1%	+0.1%	+0.1%			+0.0%	+0.0%	+0.0%	+0.0%
<b>U of T Community Radio (CIUT-FM) - St. George</b>												
Society			2.50		2.50							
<b>TOTAL</b>	<b>\$0.00</b>	<b>\$0.00</b>	<b>\$2.50</b>	<b>\$0.00</b>	<b>\$2.50</b>	<b>\$0.00</b>						
Change From Previous Year			(new)		(new)							
<b>U of T Community Radio (CIUT-FM) - Mississauga</b>												
Society			0.50		0.50							
<b>TOTAL</b>	<b>\$0.00</b>	<b>\$0.00</b>	<b>\$0.50</b>	<b>\$0.00</b>	<b>\$0.50</b>	<b>\$0.00</b>						
Change From Previous Year			(new)		(new)							
<b>U of T Community Radio (CIUT-FM) - Scarborough</b>												
Society			0.50		0.50							
<b>TOTAL</b>	<b>\$0.00</b>	<b>\$0.00</b>	<b>\$0.50</b>	<b>\$0.00</b>	<b>\$0.50</b>	<b>\$0.00</b>						
Change From Previous Year			(new)		(new)							
<b>Varsity Publications (The Varsity)</b>												
Society	0.63		0.63		0.63				0.63		0.62	
<b>TOTAL</b>	<b>\$0.63</b>	<b>\$0.00</b>	<b>\$0.63</b>	<b>\$0.00</b>	<b>\$0.63</b>	<b>\$0.00</b>	<b>\$0.00</b>	<b>\$0.00</b>	<b>\$0.63</b>	<b>\$0.00</b>	<b>\$0.62</b>	<b>\$0.00</b>
Change From Previous Year	(new)		+0.0%		+1.6%				+0.8%		-0.8%	
<b>VIBE - Radio Erindale</b>												
Society			2.00		2.00							
<b>TOTAL</b>	<b>\$0.00</b>	<b>\$0.00</b>	<b>\$2.00</b>	<b>\$0.00</b>	<b>\$2.00</b>	<b>\$0.00</b>						
Change From Previous Year			(new)		(new)							
<b>Woodsworth College Students' Association</b>												
Society	15.00	15.00	7.50	7.50	7.50	7.50	15.00	15.00	7.50	7.50	7.50	7.50
Building Fund (through 2004-05; no provision for continuation)	35.00	35.00	17.50	17.50	17.50	17.50	35.00	35.00	17.50	17.50	17.50	17.50
<b>TOTAL</b>	<b>\$50.00</b>	<b>\$50.00</b>	<b>\$25.00</b>	<b>\$25.00</b>	<b>\$25.00</b>	<b>\$25.00</b>	<b>\$50.00</b>	<b>\$50.00</b>	<b>\$25.00</b>	<b>\$25.00</b>	<b>\$25.00</b>	<b>\$25.00</b>
Change From Previous Year	+0.0%	+0.0%	+0.0%	+0.0%	+0.0%	+0.0%	+0.0%	+0.0%	+0.0%	+0.0%	+0.0%	+0.0%

**Notes:**

- 1) Although approved in the spring of 1998, the ECSU Student Centre Levy (\$26.00 per session – reduced to \$12.50 per session in 2009-10) began in Fall 1999.
- 2) Although approved in the spring of 1998, the EPUS Student Centre Levy (\$7.80 per session – reduced to \$3.75 per session in 2009-10) began in Fall 1999.
- 3) Provincial Sales Tax is not charged on the GSU administrative fee component of the "Supplementary Health Coverage" fee.

Residence Councils	Summer 2003		Fall 2003		Winter 2004		Summer 2002		Fall 2002		Winter 2003	
<b>Innis Residence Council</b>												
Society			20.00		20.00				20.00		20.00	
<b>TOTAL</b>	<b>\$0.00</b>		<b>\$20.00</b>		<b>\$20.00</b>		<b>\$0.00</b>		<b>\$20.00</b>		<b>\$20.00</b>	
Change From Previous Year			+0.0%		+0.0%				+0.0%		+0.0%	
<b>Graduate House Council</b>												
Society (see note 1)		11.68	11.68		11.68		11.68		11.68		11.68	
<b>TOTAL</b>		<b>\$11.68</b>	<b>\$11.68</b>		<b>\$11.68</b>		<b>\$11.68</b>		<b>\$11.68</b>		<b>\$11.68</b>	
Change From Previous Year		+0.0%	+0.0%		+0.0%		+0.0%		+0.0%		+0.0%	
<b>U of T at Mississauga Residence Council</b>												
Society			10.00		10.00							
<b>TOTAL</b>	<b>\$0.00</b>		<b>\$10.00</b>		<b>\$10.00</b>							
Change From Previous Year			(new)		(new)							
<b>New College Residence Council</b>												
Society			10.00		10.00				10.00		10.00	
<b>TOTAL</b>	<b>\$0.00</b>		<b>\$10.00</b>		<b>\$10.00</b>		<b>\$0.00</b>		<b>\$10.00</b>		<b>\$10.00</b>	
Change From Previous Year			+0.0%		+0.0%				-16.7%		-16.7%	
<b>Scarborough College Student Village Council</b>												
Society			12.50		12.50				12.50		12.50	
<b>TOTAL</b>	<b>\$0.00</b>		<b>\$12.50</b>		<b>\$12.50</b>		<b>\$0.00</b>		<b>\$12.50</b>		<b>\$12.50</b>	
Change From Previous Year			+0.0%		+0.0%				+0.0%		+0.0%	
<b>University College Residence Council</b>												
Society			7.50		7.50				7.50		7.50	
<b>TOTAL</b>	<b>\$0.00</b>		<b>\$7.50</b>		<b>\$7.50</b>		<b>\$0.00</b>		<b>\$7.50</b>		<b>\$7.50</b>	
Change From Previous Year			+0.0%		+0.0%				+0.0%		+0.0%	

**Notes:**

- 1) The Graduate House Fee is a \$35.00 annual fee pro-rated according to term of residency and charged at a rate of \$2.92 per month.

**Compulsory Non-Academic Incidental Fees  
Schedule of Fees**

**Schedule 2: Services Fees**

Campus Services Fees	Summer 2003		Fall 2003		Winter 2004		Summer 2002		Fall 2002		Winter 2003	
	Full-time	Part-time	Full-time	Part-time	Full-time	Part-time	Full-time	Part-time	Full-time	Part-time	Full-time	Part-time
<b>St. George Campus</b>												
Athletics & Recreation	91.58	18.32	91.58	18.32	91.58	18.32	-	53.86	89.78	26.93	89.78	26.93
Hart House (see note 1)	58.27	11.65	58.27	11.65	58.27	11.65	-	35.56	61.34	18.40	61.34	18.40
Hart House Accessibility Fund (see note 1)	-	-	-	-	-	-	-	0.51	0.86	0.26	0.85	0.25
Health Service Fee	17.13	3.43	17.13	3.43	17.13	3.43	-	10.28	17.13	5.14	17.12	5.14
Student Services	52.28	10.46	52.28	10.46	52.28	10.46	-	30.90	52.27	15.68	52.28	15.68
Student Affairs	22.08	4.42	22.08	4.42	22.08	4.42	-	12.69	21.44	6.43	21.43	6.43
<b>TOTAL</b>	<b>\$241.34</b>	<b>\$48.28</b>	<b>\$241.34</b>	<b>\$48.28</b>	<b>\$241.34</b>	<b>\$48.28</b>	<b>\$0.00</b>	<b>\$143.80</b>	<b>\$242.82</b>	<b>\$72.84</b>	<b>\$242.80</b>	<b>\$72.83</b>
Change From Previous Year		-66.4%		-0.6%		-33.7%		-0.6%		-33.7%		
<b>University of Toronto at Mississauga</b>												
Centre for Physical Education	49.52	9.90	49.52	9.90	49.52	9.90	-	28.50	48.08	14.43	48.07	14.42
Athletics Building Levy	12.88	2.58	12.88	2.58	12.88	2.58	-	-	12.50	3.75	12.50	3.75
Athletics & Recreation	12.24	2.45	12.24	2.45	12.24	2.45	-	7.20	12.00	3.60	12.00	3.60
Hart House (see note 1)	1.78	0.36	1.78	0.36	1.78	0.36	-	1.11	1.86	0.58	1.86	0.57
Health Service Fee	17.50	3.50	17.50	3.50	17.50	3.50	-	10.50	17.50	5.25	17.50	5.25
Student Services Fee	110.68	22.14	110.68	22.14	110.68	22.14	-	46.05	95.57	28.67	95.56	28.67
<b>TOTAL</b>	<b>\$204.60</b>	<b>\$40.93</b>	<b>\$204.60</b>	<b>\$40.93</b>	<b>\$204.60</b>	<b>\$40.93</b>	<b>\$0.00</b>	<b>\$93.36</b>	<b>\$187.51</b>	<b>\$56.28</b>	<b>\$187.49</b>	<b>\$56.26</b>
Change From Previous Year		-56.2%		+9.1%		-27.3%		+9.1%		-27.2%		
<b>University of Toronto at Scarborough</b>												
Athletics & Physical Education (UTSC)	79.87	15.97	79.87	15.97	79.87	15.97	-	44.30	76.43	22.93	76.42	22.93
Athletics & Recreation	12.24	2.45	12.24	2.45	12.24	2.45	-	7.20	12.00	3.60	12.00	3.60
Hart House (see note 1)	1.78	0.36	1.78	0.36	1.78	0.36	-	1.11	1.86	0.58	1.86	0.57
Health & Wellness Fee	37.25	7.45	37.25	7.45	37.25	7.45	-	14.38	33.56	10.07	33.56	10.07
Student Services Fee	84.30	16.86	84.30	16.86	84.30	16.86	-	39.53	76.19	22.86	76.18	22.85
<b>TOTAL</b>	<b>\$215.44</b>	<b>\$43.09</b>	<b>\$215.44</b>	<b>\$43.09</b>	<b>\$215.44</b>	<b>\$43.09</b>	<b>\$0.00</b>	<b>\$106.52</b>	<b>\$200.04</b>	<b>\$60.04</b>	<b>\$200.02</b>	<b>\$60.02</b>
Change From Previous Year		-59.5%		+7.7%		-28.2%		+7.7%		-28.2%		
<b>St. George Campus Divisional Services Fees</b>												
<b>Innis College</b>												
Innis College Student Services Fee	<b>\$7.50</b>	<b>\$2.25</b>	<b>\$7.50</b>	<b>\$2.25</b>	<b>\$7.50</b>	<b>\$2.25</b>	<b>\$0.00</b>	<b>\$4.50</b>	<b>\$7.50</b>	<b>\$2.25</b>	<b>\$7.50</b>	<b>\$2.25</b>
Change From Previous Year		-50.0%		+0.0%		+0.0%		+0.0%				

**Compulsory Non-Academic Incidental Fees  
Schedule of Fees**

Schedule 3: Federated Colleges Student Society Fees

Student Societies (Federated Colleges)	Summer 2003		Fall 2003		Winter 2004		Summer 2002		Fall 2002		Winter 2003	
	Full-time	Part-time	Full-time	Part-time	Full-time	Part-time	Full-time	Part-time	Full-time	Part-time	Full-time	Part-time
<b>St. Michael's College Student Union</b>												
Society	-	-	14.00	10.50	14.00	10.50	-	-	14.00	10.50	14.00	10.50
<b>TOTAL</b>	<b>\$0.00</b>	<b>\$0.00</b>	<b>\$14.00</b>	<b>\$10.50</b>	<b>\$14.00</b>	<b>\$10.50</b>	<b>\$0.00</b>	<b>\$0.00</b>	<b>\$14.00</b>	<b>\$10.50</b>	<b>\$14.00</b>	<b>\$10.50</b>
Change From Previous Year			+0.0%	+0.0%	+0.0%	+0.0%						
<b>The Mike</b>												
Society	-	-	2.60	1.50	2.60	1.50	-	-	2.60	1.50	2.60	1.50
<b>TOTAL</b>	<b>\$0.00</b>	<b>\$0.00</b>	<b>\$2.60</b>	<b>\$1.50</b>	<b>\$2.60</b>	<b>\$1.50</b>	<b>\$0.00</b>	<b>\$0.00</b>	<b>\$2.60</b>	<b>\$1.50</b>	<b>\$2.60</b>	<b>\$1.50</b>
Change From Previous Year			+0.0%	+0.0%	+0.0%	+0.0%						
<b>Trinity College Meetings</b>												
Athletic Association	-	-	3.50	3.50	3.50	3.50	-	-	3.00	3.00	3.00	3.00
Backfield Maintenance	-	-	0.75	0.75	0.75	0.75	-	-	0.75	0.75	0.75	0.75
Board of Stewards	-	-	2.88	2.88	2.87	2.87	-	-	2.88	2.88	2.87	2.87
College Meetings	-	-	2.75	2.75	2.75	2.75	-	-	2.75	2.75	2.75	2.75
Dramatic Society	-	-	1.75	1.75	1.75	1.75	-	-	1.75	1.75	1.75	1.75
Literary Institute	-	-	3.42	3.42	3.43	3.43	-	-	3.42	3.42	3.43	3.43
Non-Resident Affairs Committee	-	-	2.75	2.75	2.75	2.75	-	-	2.75	2.75	2.75	2.75
Sponsored Refugee Scholarship	-	-	3.00	3.00	3.00	3.00	-	-	3.00	3.00	3.00	3.00
Salterrae	-	-	2.75	2.75	2.75	2.75	-	-	2.75	2.75	2.75	2.75
Overseas Development Committee	-	-	2.50	2.50	2.50	2.50	-	-	2.50	2.50	2.50	2.50
Trinity Review	-	-	2.25	2.25	2.25	2.25	-	-	2.25	2.25	2.25	2.25
Yearbook	-	-	6.25	6.25	6.25	6.25	-	-	6.25	6.25	6.25	6.25
Year Fee	-	-	1.25	1.25	1.25	1.25	-	-	1.25	1.25	1.25	1.25
Heads Tuition Levy	-	-	3.00	3.00	3.00	3.00	-	-	3.00	3.00	3.00	3.00
Capital Campaign	-	-	5.00	5.00	5.00	5.00	-	-	5.00	5.00	5.00	5.00
<b>TOTAL</b>	<b>\$0.00</b>	<b>\$0.00</b>	<b>\$43.80</b>	<b>\$43.80</b>	<b>\$43.80</b>	<b>\$43.80</b>	<b>\$0.00</b>	<b>\$0.00</b>	<b>\$43.30</b>	<b>\$43.30</b>	<b>\$43.30</b>	<b>\$43.30</b>
Change From Previous Year			+1.2%	+1.2%	+1.2%	+1.2%						
<b>Victoria University Students' Administrative Council</b>												
VUSAC and Other Clubs	-	-	11.50	6.66	11.50	6.66	-	-	11.50	6.66	11.50	6.66
Victoria College Athletics Society	-	-	3.00	1.67	3.00	1.66	-	-	3.00	1.67	3.00	1.66
The Strand	-	-	2.38	0.60	2.37	0.60	-	-	2.38	0.60	2.37	0.60
The Cat's Eye Pub	-	-	1.00	-	1.00	-	-	-	1.00	-	1.00	-
Yearbook	-	-	0.87	0.50	0.88	0.50	-	-	0.87	0.50	0.88	0.50
Refugee Sponsorship Program	-	-	1.00	1.00	1.00	1.00	-	-	1.00	1.00	1.00	1.00
Acta Victoriana Literary Journal	-	-	1.38	0.75	1.37	0.75	-	-	1.38	0.75	1.37	0.75
Special Projects Levy	-	-	5.00	5.00	5.00	5.00	-	-	5.00	5.00	5.00	5.00
<b>TOTAL</b>	<b>\$0.00</b>	<b>\$0.00</b>	<b>\$26.13</b>	<b>\$16.18</b>	<b>\$26.12</b>	<b>\$16.17</b>	<b>\$0.00</b>	<b>\$0.00</b>	<b>\$26.13</b>	<b>\$16.18</b>	<b>\$26.12</b>	<b>\$16.17</b>
Change From Previous Year			+0.0%	+0.0%	+0.0%	+0.0%						

**Compulsory Non-Academic Incidental Fees  
Schedule of Fees**

**Schedule 4: Federated Colleges Services Fees**

Campus Services Fees (Federated Colleges)	Summer 2003		Fall 2003		Winter 2004		Summer 2002		Fall 2002		Winter 2003	
	Full-time	Part-time	Full-time	Part-time	Full-time	Part-time	Full-time	Part-time	Full-time	Part-time	Full-time	Part-time
<b>St. Michael's College</b>												
College Fee	0.00	0.00	97.50	48.75	97.50	48.75	–	–	97.50	48.75	97.50	48.75
Campaign Fee	0.00	0.00	15.00	15.00	15.00	15.00	–	–	15.00	15.00	15.00	15.00
<b>TOTAL</b>	<b>\$0.00</b>	<b>\$0.00</b>	<b>\$112.50</b>	<b>\$63.75</b>	<b>\$112.50</b>	<b>\$63.75</b>	<b>\$0.00</b>	<b>\$0.00</b>	<b>\$112.50</b>	<b>\$63.75</b>	<b>\$112.50</b>	<b>\$63.75</b>
Change From Previous Year			+0.0%	+0.0%	+0.0%	+0.0%						
<b>Trinity College</b>												
Trinity College Fee	0.00	0.00	122.50	61.25	122.50	61.25	–	–	120.00	60.00	120.00	60.00
<b>TOTAL</b>	<b>\$0.00</b>	<b>\$0.00</b>	<b>\$122.50</b>	<b>\$61.25</b>	<b>\$122.50</b>	<b>\$61.25</b>	<b>\$0.00</b>	<b>\$0.00</b>	<b>\$120.00</b>	<b>\$60.00</b>	<b>\$120.00</b>	<b>\$60.00</b>
Change From Previous Year			+2.1%	+2.1%	+2.1%	+2.1%						
<b>Victoria College</b>												
Student Services Fee	0.00	0.00	37.50	12.50	37.50	12.50	–	–	27.50	9.50	27.50	9.50
<b>TOTAL</b>	<b>\$0.00</b>	<b>\$0.00</b>	<b>\$37.50</b>	<b>\$12.50</b>	<b>\$37.50</b>	<b>\$12.50</b>	<b>\$0.00</b>	<b>\$0.00</b>	<b>\$27.50</b>	<b>\$9.50</b>	<b>\$27.50</b>	<b>\$9.50</b>
Change From Previous Year			+36.4%	+31.6%	+36.4%	+31.6%						

## Compulsory Non-Academic Incidental Fees

