



FOR INFORMATION

PUBLIC

CLOSED SESSION

TO: Executive Committee

SPONSOR: Prof. Jill Matus, Vice-Provost, Students & First-Entry Divisions

CONTACT INFO: 416-978-3870, vp.students@utoronto.ca

PRESENTER: Richard Levin, Executive Director, Enrolment Services & University Registrar

CONTACT INFO: 416-978-7967, richard.levin@utoronto.ca

DATE: March 16, 2015 for March 24, 2015

AGENDA ITEM: 3

ITEM IDENTIFICATION:

Vice-Provost, Students & First-Entry Divisions: Annual Report on Student Financial Support, 2013-14

JURISDICTIONAL INFORMATION:

Governance responsibility for student financial support resides with the Committee on Academic Policy and Programs, which will consider this *Report* on March 3, 2015.

The Business Board receives the *Report* as context for its consideration of the tuition fee schedules.

GOVERNANCE PATH:

1. Business Board [for information] (March 2, 2015)
2. Committee on Academic Policy and Programs [for information] (March 3, 2015)
3. **Executive Committee [for information] (March 24, 2015)**
4. Governing Council [for information] (April 1, 2015)

PREVIOUS ACTION TAKEN:

None.

HIGHLIGHTS:

The *Policy on Student Financial Support* calls for an annual report to be submitted for information to the Committee on Academic Policy and Programs.

The Policy on Student Financial Support, approved by the Governing Council in April 1998, calls for an annual report to provide information on need-based aid by academic division, OSAP debt-load for students graduating from undergraduate direct-entry programs, and funding for graduate students in doctoral stream programs.

FINANCIAL IMPLICATIONS:

In 2013-14 the University spent \$176.4M in total student assistance. The largest portion of this (almost \$76M) is allocated to needs-based student aid. Tuition revenue is an important source of operating revenue for the University; the robust student aid program ensures that the University remains accessible to students with financial need. Net tuition is the amount that students actually pay after taking into account the contribution of both the Province, through OSAP grants, and the University, through its various non-repayable grant and scholarship programs. For the full-time 2013-14 undergraduate population, on average, OSAP recipients paid 48% of their total tuition and fees.

RECOMMENDATION:

For information.

DOCUMENTATION PROVIDED:

Annual Report on Student Financial Support, 2013-14



UNIVERSITY OF
TORONTO

**Annual Report on Student
Financial Support
2013-14**

**Office of the Vice-Provost, Students
&
First-Entry Divisions**

TABLE OF CONTENTS

1. BACKGROUND.....	3
2. OVERVIEW OF STUDENT ASSISTANCE.....	3
Types of Financial Supports	4
Assistance Based on OSAP Assessments	4
Other Student Financial Support	5
Funding from Divisions	5
3. STUDENT FINANCIAL SUPPORT DATA 2013-2014	10
Total Support	10
Need-Based Aid.....	11
Other Student Financial Supports.....	12
4. ACCESS.....	19
OSAP.....	19
UTAPS Grants	25
Student Access Guarantee.....	28
Institutional Scholarships and Bursaries.....	30
Net Tuition	31
Part-Time Employment.....	31
Appendix A: 2012-2013 Grant Funding from Divisions	33
Appendix B: Doctoral-Stream Student Support by SGS Division	34

1. BACKGROUND

The University of Toronto maintains a deep and abiding commitment to financial support and counselling for its students. As articulated in the Governing Council Policy on Student Financial Support (approved by Governing Council in April 1998): “No student offered admission to a program at the University of Toronto should be unable to enter or complete the program due to lack of financial means.”

Undergraduate students at the University of Toronto may be eligible for a wide range of financial supports through the University. These supports come in various forms. Some involve an assessment of financial need (typically called need-based awards) often based on OSAP criteria. Others, traditionally described as merit awards, are associated with academic achievement. There are also forms of support that mix the two categories. It is important to keep in mind that even though some forms of support do not require an assessment of a student’s financial need, they still make an important contribution to financing post-secondary education costs; many of the recipients of these awards would otherwise incur debt. Student awards are funded by a mix of university operating dollars and donated funds; the latter may be used only in accordance with the terms of the donation.

In doctoral-stream programs, many graduate students are eligible to receive funding for up to five years of study while students completing a doctoral thesis may be eligible for completion awards. In addition, many professional master’s program students are eligible for bursaries funded by their program and/or have access to private loan assistance.

As required by the Governing Council policy, this annual report includes detailed information on financial support by academic division, OSAP debt-load for students graduating from undergraduate direct-entry programs, and funding for doctoral-stream students. In addition, the report attempts to provide a wider view of financial support and related issues relevant to the University of Toronto.

2. OVERVIEW OF STUDENT ASSISTANCE

The University of Toronto’s Policy on Student Financial Support sets out the principle that students should have access to the resources that will enable them to meet their financial needs, as determined through the same methodology used by the Ontario Student Assistance Program (OSAP). In practice, this means that U of T provides institutional student aid to qualified students whose financial need is greater than what OSAP provides. This aid is provided as non-repayable grants.

This commitment goes beyond the requirements of the province of Ontario’s Student Access Guarantee, which defines institutional requirements for meeting a student’s financial needs. SAG requires institutions to provide non-repayable aid to assist students with expenses related

to tuition, books and supplies not covered by OSAP; the University of Toronto also provides aid for living expenses.

Meeting their needs: “Prabhu”

Profiles of University of Toronto students receiving financial aid

UTAPS Assistance for Additional Cost-Recovery Program Fees

Prabhu is a fourth year Commerce student, living at home during his studies, who has tuition and incidental fees of \$14,862. He is one of two children from a family of four with income of \$14,210. Prabhu qualified for \$10,039 in OSAP -- \$6,390 in loans and \$3,649 in grants, including \$1,730 in Ontario Tuition Grant. As OSAP did not fully meet Prabhu’s financial needs, the University of Toronto provided him with a \$6,400 UTAPS grant.

While he was in school, the interest that accrued on his loans was paid by government. At the end of 2013-14, Prabhu’s OSAP loan was not reduced by the province’s Ontario Student Opportunity Grant (OSOG) because his loan was less than the \$7,300 OSOG threshold.

Net Tuition: Prabhu’s tuition and fee expense effectively was reduced to \$4,813, or 32% of the published fee.

This section provides an overview of the various forms of aid offered to University of Toronto students.

Types of Financial Supports

Some types of student financial support provided to students by the University or Government require explicit demonstration of financial need, in some cases through the assessment methodology used by OSAP. Other forms of support may be based on academic merit while still others, such as graduate funding packages, may be allocated in other ways. The array of funding assistance provided by the University of Toronto helps support students in a variety of situations.

Assistance Based on OSAP Assessments

UTAPS

University of Toronto Advance Planning for Students (known as UTAPS) is the University’s major program for meeting financial need not addressed by OSAP, other government programs, or First Nations band funding.

Based on OSAP needs assessment methodology, UTAPS provides a consistent means of evaluating and meeting financial need. Students with financial need in excess of the maximum assistance provided by OSAP (for tuition and compulsory fees, books, equipment,

supplies and living expenses) have that need met by the University. Students receiving funding from another province, territory or First Nations band may also be eligible for the program.

UTAPS funds may come from a variety of sources and more than one award or grant may be packaged together (along with operating funds) to meet a student’s financial need.

Meeting their needs: “Jane”

Profiles of University of Toronto students receiving financial aid

UTAPS Assistance for Regular Tuition Fees

Enrolled in her second year of studies in the Faculty of Arts and Science, Jane has tuition and incidental fees of \$7,309. She is a Ward of the Crown. Jane qualified for \$12,335 in OSAP -- \$8,634 in loans and \$3,701 in grants, including \$1,730 in Ontario Tuition Grant. As OSAP did not fully meet Jane’s financial need, the University of Toronto provided her with a \$1,300 UTAPS grant. She also received a University of Toronto Crown Ward Grant of \$2,934 to help with her tuition costs.

While she was in school, the interest that accrued on her loans was paid by government. At the end of 2013-14, Jane’s OSAP loan was reduced by \$1,334 through the province’s Ontario Student Opportunity Grant (OSOG) because her loan was more than the \$7,300 OSOG threshold.

Net Tuition: Jane’s tuition and fee expense effectively was reduced to -\$626.

OSOG is not reflected in the net tuition paid by Jane because OSOG was not paid directly to her. It was paid on her behalf by the province to the National Student Loans Service Centre to reduce her outstanding OSAP loan.

Other Student Financial Support**Funding from Divisions**

Many students who may or may not have qualified for government aid and UTAPS do qualify for grants through the academic divisions; these grants are awarded on the basis of divisional assessments of students’ individual circumstances. Divisions lacking sufficient resources of their own to offer grants may draw on additional student aid resources managed by Enrolment Services.

Merit-Based Aid

Academic awards or prizes, funded by operating dollars and donations, are primarily aimed at recognizing the academic achievements of students. Candidates applying or being considered for an award must meet the award criteria. While many awards are provided automatically, some are provided once a final selection is made by student award committees. Though many academic awards do not have a financial need component, they may help reduce financial need for the recipients. Major university-wide undergraduate merit awards include the National and Arbor Scholarships, the University of Toronto Scholarships, the President’s Entrance Scholarships, and the President’s Scholars of Excellence Program. Divisions also offer a variety of merit-based awards based on their recruiting priorities and on the terms of donated funds.

Work Study

In its 2012 Budget, the province of Ontario eliminated funding for the Work Study program as of 2012-13. The province's Work Study funding was redirected to help offset costs associated with the Ontario Tuition Grant.

Despite the province's decision, the University remains committed to providing students with meaningful work experiences. The Work Study program continues at the University of Toronto and is fully funded by the University. Details about the University of Toronto's Work Study program are provided in *Section 3 – Other Student Financial Supports*.

Doctoral-Stream Student Support for Domestic and International Students

The University of Toronto is committed to the financial support of domestic and international graduate students in doctoral-stream programs. While the duration of the commitment varies among the graduate units, one year of master's study and four years of PhD study are most common. Funding packages are arranged by faculties/graduate units and consist of an amount equal to academic tuition and incidental fees plus a minimum of \$15,000 for eligible students. In 2013-14, funding packages were in the range of \$15,000 to \$26,000 plus tuition and incidental fees. The funding package may consist of U of T Fellowships, faculty or departmental grants, scholarships or bursaries, employment income, research stipends, external awards, or any combination of the above.

Loan Program for Students in Professional Faculties

The Scotia Professional Plan for Students is an institutionally-negotiated bank Line of Credit for students in certain second entry undergraduate and professional masters programs. Students

Meeting their needs: "Rahim"

Profiles of University of Toronto students receiving financial aid

OSAP Loan and Grant Support

Rahim, a first year Architecture student, is married. His spouse is also a full-time student. Together, they have one dependent child. His tuition and incidental fees are \$13,836. He has qualified for \$18,685 in OSAP -- \$15,231 in loans and \$3,554 in grants. As OSAP did not fully fund Rahim's financial need, the University of Toronto provided him with a \$8,300 UTAPS grant.

While he was in school, the interest that accrued on Rahim's OSAP loan was paid by government. At the end of his 2013-14 study period, his OSAP loan amount was reduced by \$11,385 through the province's Ontario Student Opportunity Grant (OSOG) because his loan was more than the \$7,300 OSOG threshold.

Net Tuition: Rahim's tuition and fee expense effectively was reduced to \$1,982, or 14% of the published price.

OSOG is not reflected in the net tuition paid by Rahim because OSOG was not paid directly to him. It was paid on his behalf by the province to the National Student Loans Service Centre to reduce his outstanding OSAP loan.

have access to this program because some programs have relatively high costs and the maximum amount of government-funded aid available (e.g., OSAP) offsets only a portion of these costs. Other programs, such as the Master of Mathematical Finance program and executive programs at the Rotman School of Management are not subsidized by the Province and the students, therefore, are not eligible to receive government-funded aid.

Qualifying students may access an interest-bearing line of credit at a preferred rate with no required payment until twelve months after graduation or completion of residency/articling. Students are also eligible for \$2,000 in UTAPS grant and an interest subsidy to help offset the interest that accrues on the line of credit while the student is in studies.

Students who are Canadian citizens or permanent residents and who are enrolled in one of the following faculties may be eligible for the program:

- Dentistry
- Health Sciences (Graduate Studies)
- Law
- Management (Graduate Studies)
- Masters of Biotechnology, Management Innovation, Mathematical Finance
- Global Professional Master of Laws
- Medicine
- Pharmacy

Meeting their needs: “Annabelle”

Profiles of University of Toronto students receiving financial aid

OSAP Loan and Grant Support

Annabelle is a dependent student living away from home during her studies. Her parents, with a combined income of \$81,544, have one other child. Annabelle is enrolled in year two of a Computer Science program with tuition and incidental fees of \$11,214. She qualified for \$9,428 in OSAP -- \$6,390 in loan and \$2,498 in grants, including \$1,730 in Ontario Tuition Grant. As OSAP did not fully fund Annabelle’s financial need, the University of Toronto provided her with a \$3,500 UTAPS grant.

While she was in school, the interest that accrued on Annabelle’s loans was paid by government. At the end of her 2013-14 study period, Annabelle’s loan was not reduced by the province’s Ontario Student Opportunity Grant (OSOG) because her loan was less than the \$7,300 OSOG threshold.

Net Tuition: Annabelle’s tuition and fee expense effectively was reduced to \$5,216, or 47% of the published fee.

Support for Part-Time Students

Students enrolled in a course load of less than 60% (40% for students with permanent disabilities) are defined as part-time students by the federal and provincial governments, and therefore are not eligible for OSAP and UTAPS. These students, however, may be eligible for the University of Toronto’s Noah Meltz Student Assistance Program for Part-time Undergraduate Students, the Special Bursary (for undergraduate students), the provincially-funded Ontario Part-time Grant (for undergraduate and graduate students), or the federal government’s Part-time Canada Student Loan Program (for undergraduate and graduate students), including Canada Student Grants. *Section 3-Support for Students Studying on a Part-Time Basis* provides details about these programs.

Support for Students with Disabilities

Students with disabilities who have disability-related support costs (e.g., tutoring, note taking, adaptive technologies) that are greater than the disability-related funding they receive through their government-funded financial aid may receive help for the additional costs through the

University of Toronto's Alternate Grant. *Section 3-Support for Students with Disabilities* provides details about the Alternate Grant.

Meeting their needs: "Ning"

Profiles of University of Toronto students receiving financial aid

OSAP Loan and Grant Support

Enrolled at the University of Toronto Mississauga campus as a fourth year Computer Science and Bioinformatics student, Ning lives at home during the study period and is one of three children. Ning and one other sibling attend university. Her tuition and incidental fees are \$10,716. Her parents' combined income is \$46,100. Ning qualified for \$11,187 in OSAP -- \$7,568 in loans and \$3,649 in grants, including \$1,730 in Ontario Tuition Grant. As OSAP did not fully meet Ning's financial need, the University of Toronto provided her with a \$3,400 UTAPS grant.

While she was in school, the interest that accrued on Ning's loans was paid by government. At the end of her 2013-14 study period, Ning's OSAP loan was reduced by \$268 through the Ontario Student Opportunity Grant (OSOG).

Net Tuition: Ning's tuition and fee expense effectively was reduced to \$3,667, or 34% of the published price.

OSOG is not reflected in the net tuition paid by Ning because OSOG was not paid directly to her. It was paid on her behalf by the province to the National Student Loans Service Centre to reduce her outstanding OSAP loan.

Support for International Students

In 2005, Governing Council approved a Statement of Commitment Regarding International Students. With respect to financial support, the Statement says:

- (a) International students who are admitted and enrolled may encounter financial emergencies and the University will provide financial assistance as needed and where possible.
- (b) The University will develop a program of international admission scholarships using its own resources and support from external sources; these scholarships will be awarded on the basis of a combination of exceptional academic merit and financial need.

Details about the University of Toronto International Admissions Scholarship are provided in *Section 3 –Support for International Students*.

Words of Thanks from University of Toronto Students

Enrolment Services regularly receives notes of thanks from many assistance recipients. A few examples are provided below.

"I could not have gotten through this semester if it wasn't for...the UTAPS assistance."

"The financial support I have received...has lightened my financial burden and supports me in achieving my goals."

"I am greatly appreciative and proud to be a recipient of a 2014 University of Toronto Scholar Award. To all contributors, both financially to the award itself, and to the experience at the University of Toronto that fostered such achievement, I thank you."

"Thank you for the grant I have received. The grant truly helps me financially, thus allowing me to focus on my studies. The University of Toronto is deserving of its reputation, and i will work to give back to the best of my abilities now and in the future."

"The cost of attending law school and living in downtown Toronto are substantial...thank you for making financial assistance available to the aboriginal community...and especially for granting me this award."

"Grants like this are critical to enabling students like me to be able to pursue our studies by alleviating a bit of the stress caused by over very tight budgets, huge expenses, and overloaded school responsibilities."

"I am so grateful for this financial help and it has alleviated a considerable monetary burden from me..."

3. STUDENT FINANCIAL SUPPORT DATA 2013-2014

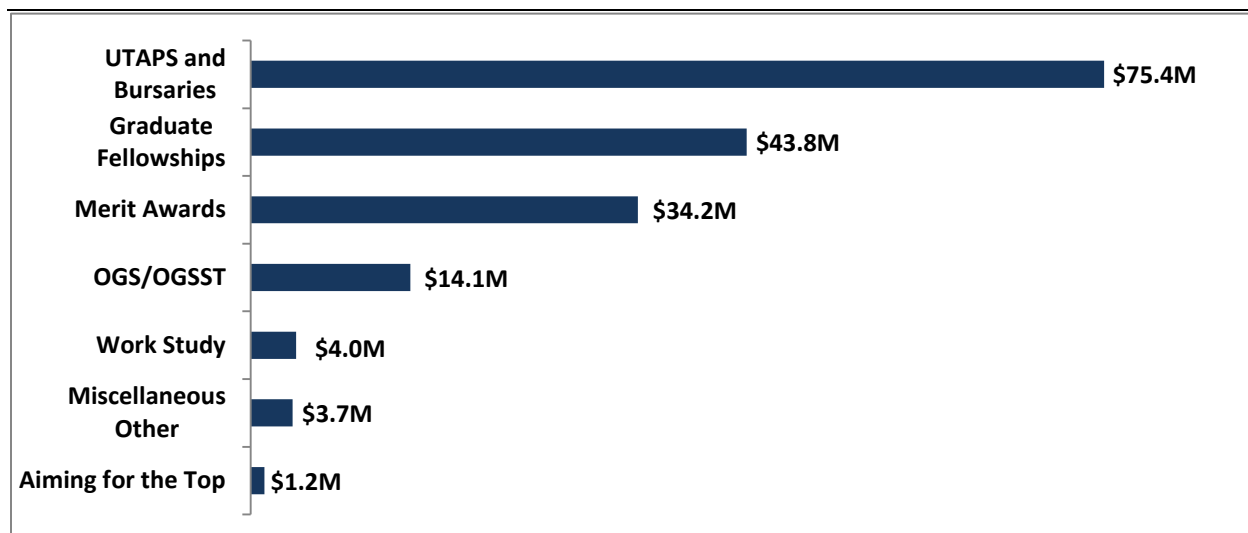
For the purposes of this report, direct-entry undergraduate programs are programs of study into which a student may be admitted directly from high school (e.g., Engineering, Computer Science, Music). Second-entry undergraduate programs are programs of study that require a student to have some university preparation before admission to the program (e.g., Law, Medicine, and Nursing).

Total Support

In 2013-14, the University provided \$176.4M in student assistance, as defined for financial reporting purposes and reported in Schedule 4 of the University's 2013-14 financial statements. This is a 7.2% increase over 2012-13 levels (i.e., \$164.5M). The major components of this funding are provided in Figure 1.

Figure 1: University of Toronto Student Assistance 2013-14
Total = \$176.4M

The chart breaks out the use of operating funding for student assistance and includes need-based and merit-based funding to students in undergraduate and doctoral-stream programs.



Notes:

1. Student Assistance figures do not include funds paid to Research Assistants (RA), Graduate Assistants (GA), and Teaching Assistants (TA). Research Stipends (T4A income) along with Research Assistants (RA), Graduate Assistants (GA) and Teaching Assistants (TA) income amounts are reported as compensation expenses and included in Figure 4.
2. The Ontario Graduate Scholarships and the Ontario Graduate Scholarships in Science and Technology (OGS/OGSST) are cost shared with the province of Ontario. The province contributes two thirds of the funding and the University of Toronto contributes the remaining one third. The amount presented in Figure 1 reflects total combined expenditures. Of the reported amount, the University of Toronto's expenditures were about \$4.7M.
3. Work Study salaries were \$4.0M in fiscal 2013. In addition, \$0.4M in employment benefits was paid to students and there was about \$0.7M in salary recovery from the hiring units for their share of wages.
4. Aiming for the Top Scholarship program is a provincially-funded scholarship for graduating high school students who demonstrate academic merit. Students receive up to \$3,500/academic year, depending on financial need. The award is renewable for up to three years provided the student maintains at least an 80% average. In its 2012 Budget, the province

announced that it would be discontinuing the program. Starting in 2012-13, no new scholarships were awarded but renewal awards were honoured for qualifying students. 2015-16 will be the final year that a student will benefit from this program. Provincial savings are being used to help offset the costs associated with the Ontario Tuition Grant.

Need-Based Aid

The University provided \$75.4M in need-based student aid (i.e., UTAPS and non-UTAPS Bursaries) in 2013-14. This represented about 43% of student assistance provided in 2013. Of the need-based aid provided, about 70% went to students in undergraduate programs. Graduate students shared about 30%. Expenditures in 2013-14 are up about 17% over 2012-13. Undergraduate expenditures grew about 9.7%; graduate expenditures are up about 36%.

About \$26M of the need-based aid was expended by divisions. Detail is provided in Appendix A.

Figure 2: University of Toronto Funding by Academic Divisions
Total = \$79.4M

The table shows funding (i.e., undergraduate and graduate) by academic division for 2013-14.

	OSAP (A)	UTAPS Grants (B)	Non-UTAPS Grants (C)	Work-Study Funding (D)	Total University Funding (B+C+D)
Arts & Science St. George	\$ 86,100,463	\$ 9,227,493	\$ 8,807,669	\$ 1,882,726	\$ 19,917,888
Architecture, Landscape & Design	\$ 2,774,604	\$ 1,372,900	\$ 37,000	\$ 138,398	\$ 1,548,298
UTM	\$ 40,468,670	\$ 4,067,200	\$ 646,634	\$ 504,826	\$ 5,218,661
UTSC	\$ 46,985,837	\$ 4,340,507	\$ 1,142,733	\$ 770,741	\$ 6,253,981
Applied Science & Engineering	\$ 16,811,881	\$ 9,578,564	\$ 2,023,354	\$ 77,688	\$ 11,679,606
Kinesiology & Physical Education	\$ 3,484,769	\$ 92,600	\$ 116,487	\$ 84,731	\$ 293,819
Dentistry	\$ 3,540,969	\$ 840,811	\$ 97,111	\$ -	\$ 937,922
Medicine	\$ 19,904,685	\$ 2,169,127	\$ 14,099,104	\$ 93,612	\$ 16,361,843
Pharmacy	\$ 8,541,396	\$ 1,907,373	\$ 795,808	\$ 10,511	\$ 2,713,692
Nursing	\$ 3,871,688	\$ 525,400	\$ 685,818	\$ 6,732	\$ 1,217,950
Music	\$ 2,678,861	\$ 481,200	\$ 717,585	\$ 97,790	\$ 1,296,574
OISE	\$ 8,659,563	\$ 2,652,873	\$ 1,353,821	\$ 132,834	\$ 4,139,528
Forestry	\$ 230,342	\$ 59,300	\$ 24,730	\$ 6,822	\$ 90,852
Information	\$ 1,674,387	\$ 1,067,983	\$ 61,415	\$ 86,181	\$ 1,215,579
Law	\$ 3,608,167	\$ 30,318	\$ 2,955,910	\$ 11,979	\$ 2,998,207
Management	\$ 1,428,931	\$ -	\$ 1,957,879	\$ 6,140	\$ 1,964,019
Social Work	\$ 1,863,492	\$ 1,060,000	\$ 396,213	\$ 45,527	\$ 1,501,741
Total	\$ 252,628,705	\$ 39,473,648	\$ 35,919,272	\$ 3,957,238	\$ 79,350,158

Notes

1. OSAP consists of federal and provincial repayable and non-repayable funding.
2. Law, Medicine, MBA, and the Master of Finance programs administer their own UTAPS-like programs. For the purposes of this report, these expenditures are included in the table.
3. Non-UTAPS grants include undergraduate and graduate need-based and merit-based grants provided by the academic divisions.
4. Not included in the Work Study total is \$400,000 in employment benefits to Work Study students.

Other Student Financial Supports

Merit-Based Aid

In 2013-14, \$34.2M in merit-based awards¹ was provided to University of Toronto students. Undergraduate students received \$16M of the merit-based awards. Graduate students received the remaining \$18.2M. Undergraduate merit-based aid includes the National and Arbor Scholarships, the University of Toronto Scholarships, the President's Entrance Scholarships, International Scholarships and the President's Scholars of Excellence Program. Divisions also offer a variety of merit-based awards.

Work Study

In response to the Ontario government's decision to eliminate funding for the Work Study program starting in 2012-13, the University introduced a reconfigured program. 80% of wages are funded using central funds and 20% by the hiring units, with the exception of central service Work Study positions which are funded entirely using central funds. Central service Work Study positions included positions at Accessibility Services, Student Life, and the Career Centre.

The reconfigured program permits employers to use their Personal Expense Reimbursement Allowance (PERA) funds to cover the hiring unit contribution to student wages. Further, Work Study eligibility is no longer limited to OSAP-eligible students. Despite this, almost 58% of Work Study participants in fiscal 2013 were OSAP recipients.

The program is now open to undergraduate and graduate students; domestic, international, and out-of-province students; as well as students studying on a full-time or part-time basis (i.e., taking course loads of at least 2.0 credits over the fall/winter terms or at least 1.0 credit over the summer terms).

Work Study has little, if any, impact on other financial aid provided by the University (e.g., UTAPS). In 2013-14, OSAP recipients at the University of Toronto were permitted to earn \$3,663 during their studies without it affecting their OSAP. By comparison, maximum work study earnings are about \$2,111 for students working during the Fall/Winter.

For fiscal 2014, about 3,600 Work Study positions were available and about 3,000 students were hired. Of those hired, 289 students were hired into central service Work Study positions.

¹ Graduate merit-based funding does not include \$2.6M in Ontario Graduate Scholarship in Science and Technology nor \$11.5M in Ontario Graduate Scholarship.

There are many reasons why the number of positions available differs from the number of student hired. For example, some employers seek approval of a Work Study position in anticipation of hiring a Work Study student but when the time comes to hire, they decide against it for whatever reason. Other employers are unable to find a student with the skill set to match the position. Still other employers post a position and no one applies for it.

Doctoral-Stream Student Support for Domestic and International Students

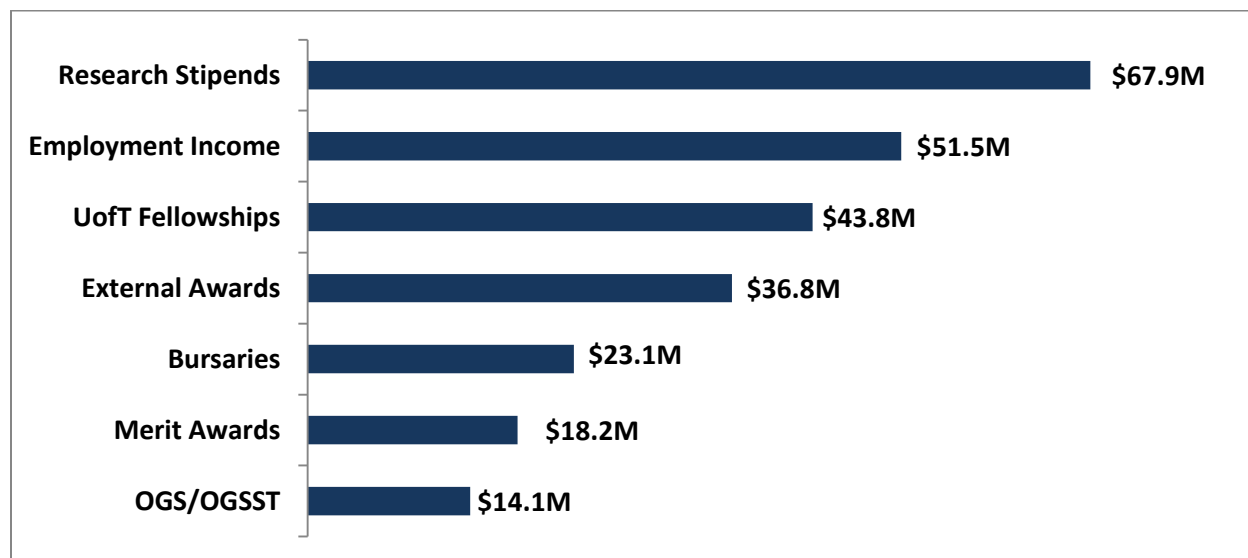
Though some assistance provided to students in doctoral-stream programs is included in Figure 2, there is a significant amount of funding provided beyond those amounts. Students in doctoral-stream programs receive funding provided as stipends from their supervisors' research grants. They also receive funding as Teaching Assistants, Graduate Assistants and Research Assistants. The employment income earned from these positions is usually included as part of the funding packages. Some students in doctoral-stream programs also receive funding from the federal government through SSHRC, CIHR and NSERC grants, as well as provincial, corporate, and foundation grants. The total amount of funding received by students in doctoral-stream programs in 2013-14 was \$252.4M, an increase of about 4% over 2012-13 levels. This includes \$24.8M in funding provided to University of Toronto students working in hospitals affiliated with the University.

The major components of the \$252.4M in doctoral-stream student funding are shown in Figure 4. Further details on doctoral-stream student support, including funding to students broken out by School of Graduate Studies (SGS) division and by academic division, are included in Appendix B.

To further enhance the funding available to graduate students, in 2011 the Provost's PhD Enhancement Fund was established as a special matching program to support divisional fundraising campaigns. A \$6M one-time-only pool of funding was created to match endowed donations on a 1:1 basis. Available funds were allocated to each division on the basis of the number of PhD students in a division. At April 30, 2014, endowed donations and matching through the Provost's PhD Enhancement Fund resulted in total endowments of \$13.4M.

Figure 4: Financial Support for Graduate Students
Total = \$252.4M

The chart identifies the sources of financial support for graduate students for 2013-2014. Total financial support provided was \$252.4M, including support to graduate students at affiliated hospitals.



Support for Students Studying on a Part-Time Basis

Noah Meltz Student Assistance Program for Part-Time Undergraduate Students

Implemented in 1998, the Meltz Bursary provides non-repayable assistance to undergraduate students studying on a part-time basis. Qualifying students receive bursary funding to cover tuition and other fees for one course for each session, as well as books, transportation and childcare. In 2013-14, Meltz expenditures were about \$420,318 to 221 students. In 2012-13, Meltz expenditures were \$441,664 to 238 students. The change in expenditures year-over-year is the result of changes in demand and not because of changes in funding. Increasingly, students are choosing to access funding through the Part-time Canada Student Loan program. Students accessing part-time federal loans are also considered for Canada Student Grants.

In 2010-11, the University conducted a review of the Meltz Bursary to determine whether the Bursary was meeting the needs of part-time undergraduate students. From that review came three recommendations.

1. Link the income eligibility thresholds to the Statistics Canada Low-Income Cut-off. *Status:* In 2013-14, the Statistics Canada Low-Income Cut-off was implemented. As a result, the minimum income required for eligibility increased from about \$14,000 to about \$22,000 for single students.
2. Enhance the Meltz Bursary to cover three courses per calendar year instead of two. *Status:* In 2015-16, students taking three courses will be eligible to apply for Meltz Bursary (i.e., two credits in fall and winter and one credit in summer).
3. Ineligible OSAP students (e.g., did not demonstrate satisfactory academic progress; under-reporting of income) may be considered for a Meltz Bursary if they are studying on a part-time basis (i.e., 40% to 59% of a full course load -- 20% to 39% for students with disabilities). *Status:* Under consideration

Meltz-Special Bursary

In the 2012 Ontario Budget, provincial funding for the Ontario Special Bursary was eliminated to help offset costs associated with the Ontario Tuition Grant. However, starting in 2012-13, institutions were required by the province of Ontario to provide a Special Bursary or another similar program to financially needy students studying on a part-time basis. To ensure institutions provided these programs, Ontario set expenditure targets. The University of Toronto's expenditure target for 2013-14 was \$75,109.

At the University of Toronto, part-time funding is provided as Meltz Bursary or Meltz-Special Bursary, depending on the student's circumstances. Students with disabilities receive a Meltz-Special Bursary so that they are also eligible to apply for up to \$2,000 through the Ontario Bursary for Students with Disabilities to help them with their disability-related support costs (e.g., note takers, specialized software). Students without disabilities receive the Meltz Bursary which does not have this benefit.

In 2013-14, there were 88 University of Toronto students who received a Special Bursary. Bursary expenditures were \$178,268, well above the \$75,109 expenditure target set by the province of Ontario.

Ontario Part-Time Grant

This provincially-funded grant of up to \$500 per academic year helps students with their tuition fees, books and supplies, transportation costs, and child care expenses. Students must be taking less than 60% of a full course load to be considered part-time by the province of Ontario.

Canada Student Grants for Part-Time Students

These federally-funded grants help students with their tuition fees, books and supplies, transportation costs, and child care expenses. Students must be taking less than 60% of a full course load to be considered part-time by the federal government. A student from a low-income family may receive a grant of \$1,200 per academic year. A student with a permanent disability may receive a grant of up to \$2,000 per academic year.

Part-Time Canada Student Loan

This is a federally-funded interest-bearing loan program. The maximum outstanding principal of all negotiated Part-time Canada Student Loans cannot exceed \$10,000. The number of University of Toronto students accessing Part-time Canada Student Loan funding has increased from 39 students in 2008-09 to 3,000 students in 2013-14. Expenditures over the same period have increased from about \$85,000 to about \$970,000. In recent years, the Government of Canada has taken steps to enhance the part-time program, including increasing the maximum amount of loan available from \$4,000 to \$10,000 in 2009-10, and in 2011-12 making the part-time loan interest free while a student is in studies.

Support for International Students

A key priority for the University of Toronto is to continue to attract high calibre international students. International students are students who are not Canadian citizens, permanent residents, or protected persons who are in Canada on a study permit. In 2013-14, the University provided about \$5.6M in merit and need-based grants (exclusive of University of Toronto fellowships) to about 1,380 international students². Since 2011-12, the number of students receiving awards has increased about 35% and funding issued increased about 37%.

In addition, to fulfil a commitment made in the Statement of Commitment Regarding International Students, in 2007 the University of Toronto International Admissions Scholarship was implemented. The award is based on merit and need, and recognizes a small number of exceptional international direct-entry applicants. Recipients receive full financial support throughout their undergraduate studies. There are currently six such international scholars enrolled at the University.

To qualify for a Canadian study permit, international students must demonstrate to Citizenship and Immigration Canada that they have the resources necessary to fund their studies. There are, however, emergencies that arise where a student's resources are inadequate – changes in family circumstances, currency restrictions, disasters in the home country. Based on an application process, the University assists students who are already here and in their programs to deal with such financial hardships.

² The number of international students receiving support in fiscal 2012 was incorrectly reported as 1,606. The correct number was 1,211.

Figure 5: University of Toronto Financial Support for International Students
Total = \$5.6M

The table shows total financial support (i.e., undergraduate and graduate) by academic division that was provided to international students in 2013-2014.

	Number of Awards	Number of Recipients	Amount
A&S St. George	782	657	\$ 3,064,299
University of Toronto Mississauga	197	180	\$ 403,295
University of Toronto Scarborough	153	138	\$ 295,888
Applied Science & Engineering	285	240	\$ 1,115,395
Architecture, Landscape, and Design	4	3	\$ 10,100
Kinesiology and Physical Education	5	4	\$ 24,588
Dentistry	5	4	\$ 5,030
OISE	5	4	\$ 5,030
Medicine	39	36	\$ 117,623
Nursing	5	4	\$ 2,274
Music	5	4	\$ 31,935
Management	106	95	\$ 445,332
Forestry	3	3	\$ 39,054
Information	1	1	\$ 4,000
Pharmacy	3	3	\$ 301
Social Work	3	3	\$ 12,440
Total	1,601	1,379	\$ 5,576,584

Support for Students with Disabilities

In addition to the Meltz-Special Bursary described above, the University of Toronto also funds the Alternate Grant. This grant, established in 2006, provides assistance for disability-related support costs in excess of the maximum disability-related funding available through a student's province or territory. For example, Ontario students with disabilities may require an Alternate Grant if their support costs exceed the maximum disability support funding available through OSAP (i.e., \$10,000). In 2013-14, University of Toronto students with disabilities received about \$1.6M in disability-related supports and services through OSAP. Alternate Grant expenditures were about \$34,000.

The Alternate Grant is available to undergraduate and graduate students with the exception of students in Law, MBA, Medicine, Master of Finance, and Theology because these divisions/programs administer their own financial aid programs.

There are no Alternate Grant funding maximums. The amount a student may receive depends on their support costs and the disability-related funding they receive from their province or territory.

4. ACCESS

To provide a more complete picture of students' financial position, a variety of indicators are provided below.

OSAP

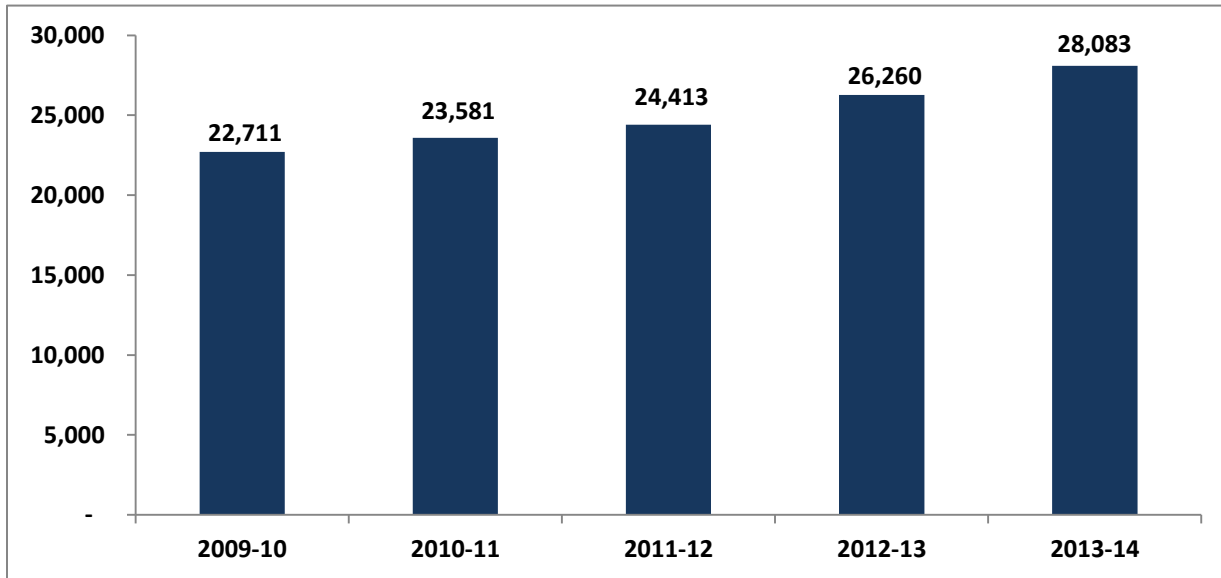
OSAP Recipients

The number of University of Toronto students receiving OSAP continues to grow. There were about 28,100 OSAP recipients at the university in 2013-14, 7% higher than in 2012-13. On average, these students received an OSAP funding package of \$9,000. OSAP funding consists of Canada-Ontario Integrated Student Loan as well as non-repayable grants. 90% of OSAP funding was provided to students in undergraduate programs. Students in graduate programs received the remaining 10%.

The increase in the number of OSAP recipients can be attributed, in part, to the introduction of the Ontario Tuition Grant (OTG). The province of Ontario has realized double-digit increases in the percentage of Ontario students applying for and qualifying for OSAP since introducing the OTG in January 2012. OSAP recipients do not have to apply for the grant; their eligibility is considered automatically through the OSAP application process. And, most Ontario students entering undergraduate university programs directly from high school are eligible for the grant. In addition, the Government of Canada and the province of Ontario have taken steps to improve the mix of loans and grants available to students. As a result, OSAP has become a more attractive funding source for more Ontario students, including University of Toronto students.

Figure 6: OSAP Recipients

The figure shows the number of OSAP recipients at the University of Toronto from 2009-10 to 2013-14.



2013-14 OSAP Participation Rates – Full-time, Domestic Headcount

OSAP Recipients as a Percentage of Full-time Domestic Headcount

- 28,083 students, or 46% of students across all divisions, received OSAP in 2013-14.
 - 25,743 OSAP recipients registered in undergraduate programs
 - 2,340 OSAP recipients registered in graduate programs

OSAP Recipients as a Percentage of Undergraduate Full-time Domestic Headcount

- 25,743 students, or 53% of all undergraduates, received OSAP in 2013-14.
 - 22,910 OSAP recipients registered in direct-entry undergraduate programs
 - 2,833 OSAP recipients registered in second-entry undergraduate programs

OSAP Recipients as a Percentage of Graduate Full-time Domestic Headcount

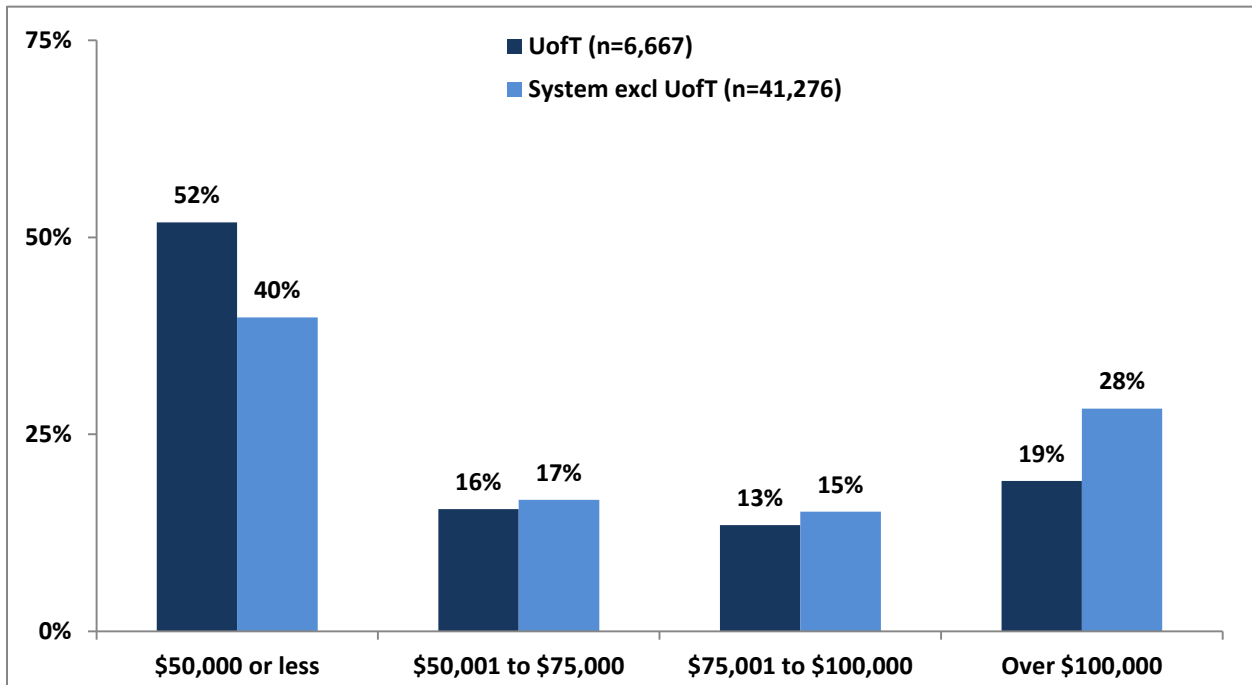
- 2,340 students, or 20% of all graduate students, received OSAP in 2013-14.

Parental Income Information of OSAP Recipients

The University of Toronto enrolls and supports a higher proportion of students from lower income families than other universities in Ontario. Figure 7 shows that in 2013-14, 52% of first year University of Toronto OSAP recipients in direct-entry programs were from families with parental incomes of \$50,000 or less, compared to the Ontario average of 40%. Given that 50% of direct-entry students graduated with OSAP debt in 2013-14 (see Figure 8), it is estimated that at least a quarter of first-year undergraduate students at the University of Toronto are from families with income of \$50,000 or less.

Figure 7: Parental Income of First-year OSAP Recipients in Direct-Entry Programs

The chart shows the distribution of parental income of first-year University of Toronto students in direct-entry programs (2013-14) who received OSAP compared to first-year students at all other Ontario universities. Note: System numbers exclude the University of Toronto.



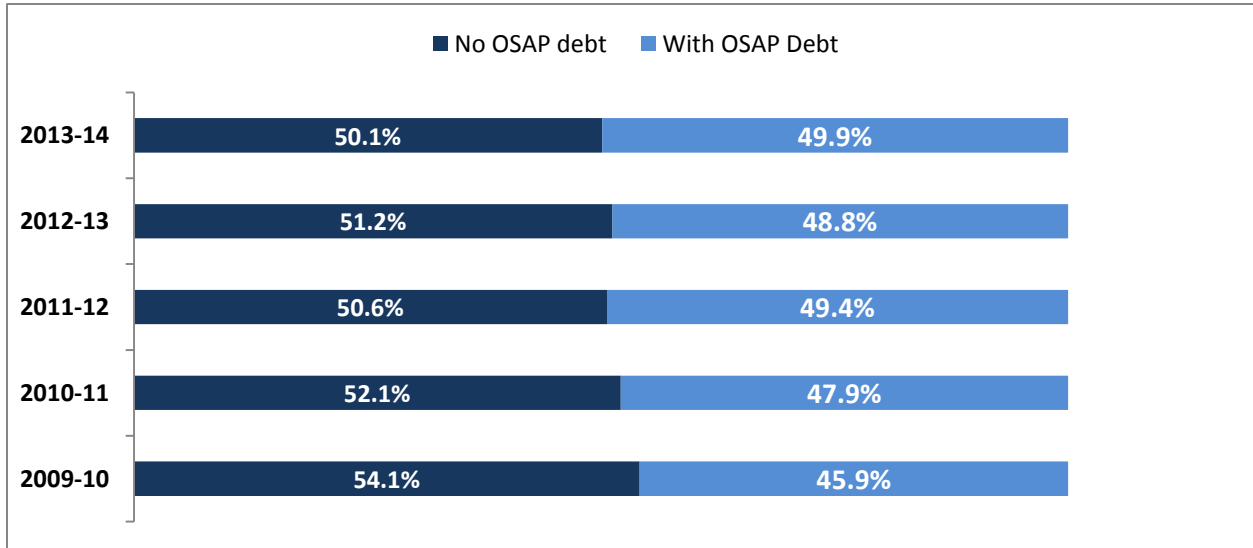
Source: Ministry of Training, Colleges and Universities

OSAP Debt

In 2013-14, half of all students who graduated from a direct-entry program did so with OSAP debt. The percentage of students graduating with OSAP debt has increased since 2006-07 when only about 40% graduated with OSAP debt.

Figure 8: OSAP Debt vs. No OSAP Debt at Graduation from Direct-Entry Programs

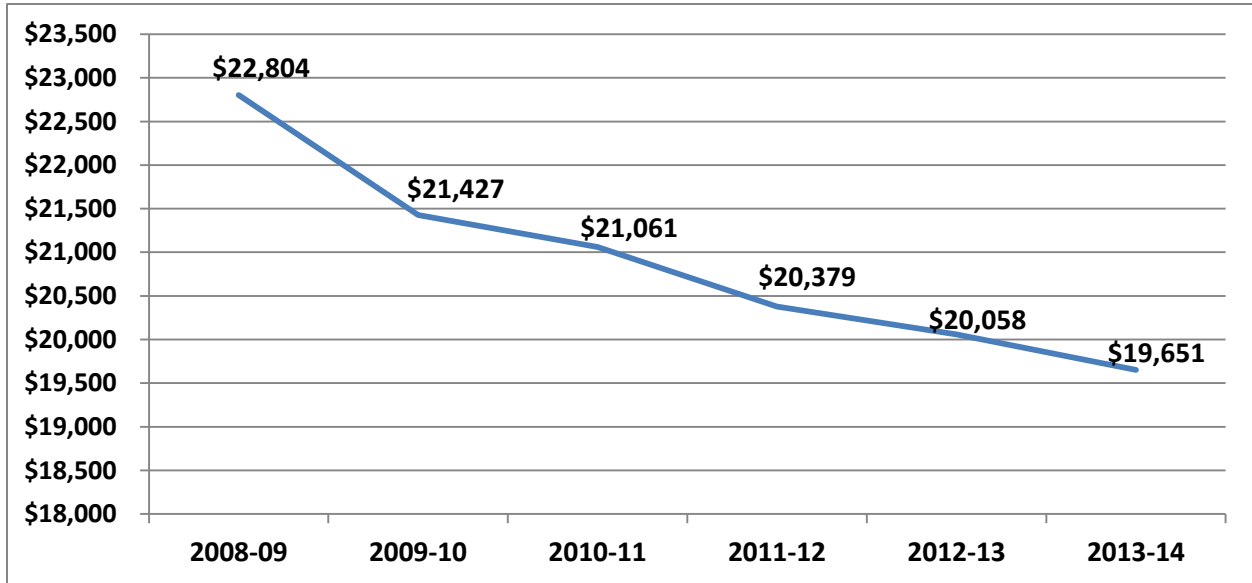
The chart shows the percentage of graduates from direct-entry program with OSAP debt versus those with no OSAP debt from 2009-10 to 2013-14.



Despite the fact that there has been a 22% increase in the percentage of students with OSAP debt graduating from direct-entry programs since 2009-10, the average OSAP debt of these students continues to decrease. The average OSAP debt in 2013-14 was \$19,651, down almost 14% compared to 2008-09 levels, when adjusted for inflation.

Figure 9: Average Repayable OSAP Debt

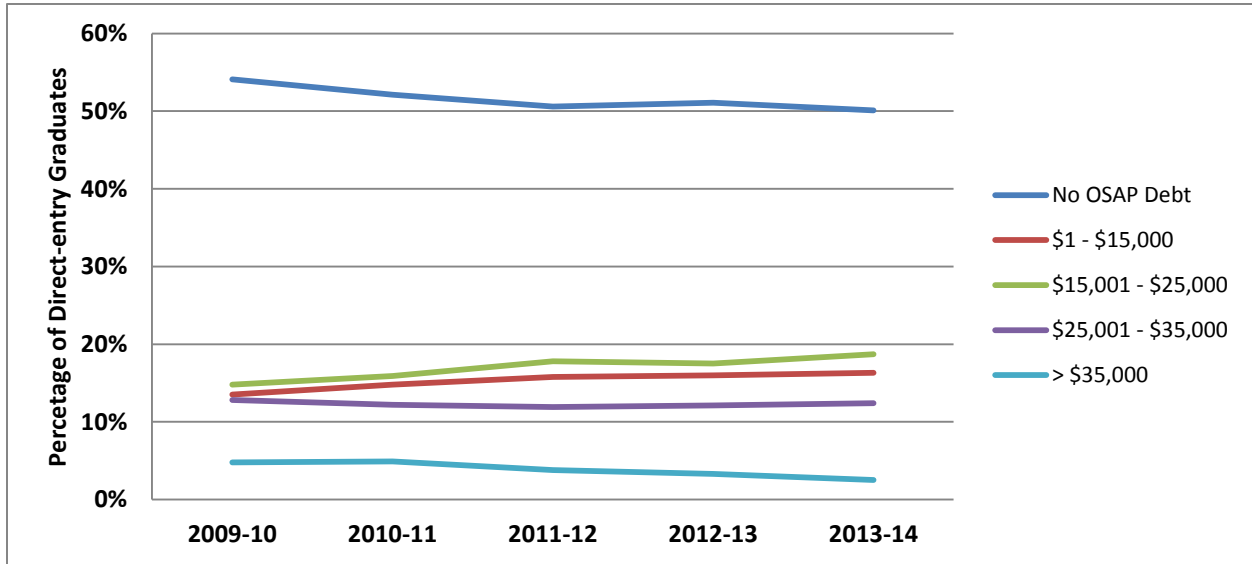
The chart shows the average repayable OSAP debt of graduates from direct-entry programs since 2009-10. Debt amounts are reported in 2013 dollars. It is important to note that half of all graduates from direct-entry programs have no OSAP debt.



The distribution of student debt loads continues to shift away from the higher debt levels (i.e., >\$25,000). This is happening because the Government of Canada and the province of Ontario have taken steps to improve the mix of loans and grants available to students. Targeted programs such as the Ontario Access Grant (a tuition grant for first and second year students), Canada Student Grants, and the Ontario Tuition Grant, have been introduced in recent years. These grants are provided in lieu of loans. In addition, the province of Ontario's Ontario Student Opportunity Grant (OSOG), implemented in the late 1990s, helps control the amount of OSAP debt incurred by students. OSOG limits annual repayable OSAP debt to \$7,300 for two terms of study (e.g., September through April), and \$10,950 for three terms of study. OSAP recipients do not have to apply for OSOG. Students are considered automatically provided they successfully complete their period of study and the province of Ontario verifies their income with the Canada Revenue Agency. OSOG is not paid directly to the student. Instead, the grant is applied, on the student's behalf, against their OSAP debt for the year.

Figure 10: Distribution of OSAP Debt

The chart shows the percentage of graduates from direct-entry programs who graduated with OSAP debt within various ranges from 2009-10 to 2013-14. In 2013-14, about half of all students graduating from direct-entry programs graduated with no OSAP debt.



While OSAP debt loads are decreasing, the number of University of Toronto students accessing OSAP has increased. Significant improvements to OSAP made under the province’s Reaching Higher Plan have improved accessibility to, and the adequacy of, OSAP. Changes to the definition of a dependent student from five to four years out of high school and a decrease in the amount of money parents are expected to contribute to their child’s education have helped make accessing OSAP easier for many Ontario students and their families. Further, the amount of OSAP funding available to students has increased. For example, in the early 2000s, the maximum weekly amount of OSAP available to single students was \$275 per week of study, or \$9,075 for 33 weeks. In 2013-14, the maximum a single student can receive in OSAP funding is \$360 per week, or \$11,880 for 33 weeks. This is a 31% increase in the maximum amount of aid available.

If, after finishing their studies, student loan borrowers need help repaying their loans, the province of Ontario and the Government of Canada have implemented a Repayment Assistance Plan (RAP) to provide assistance. RAP participants with income of less than about \$20,000 make no payments while on RAP. According to the Government of Canada, 90% of RAP participants fall into this category. Other borrowers are required to make an ‘affordable payment’ based on their gross family income and family size.

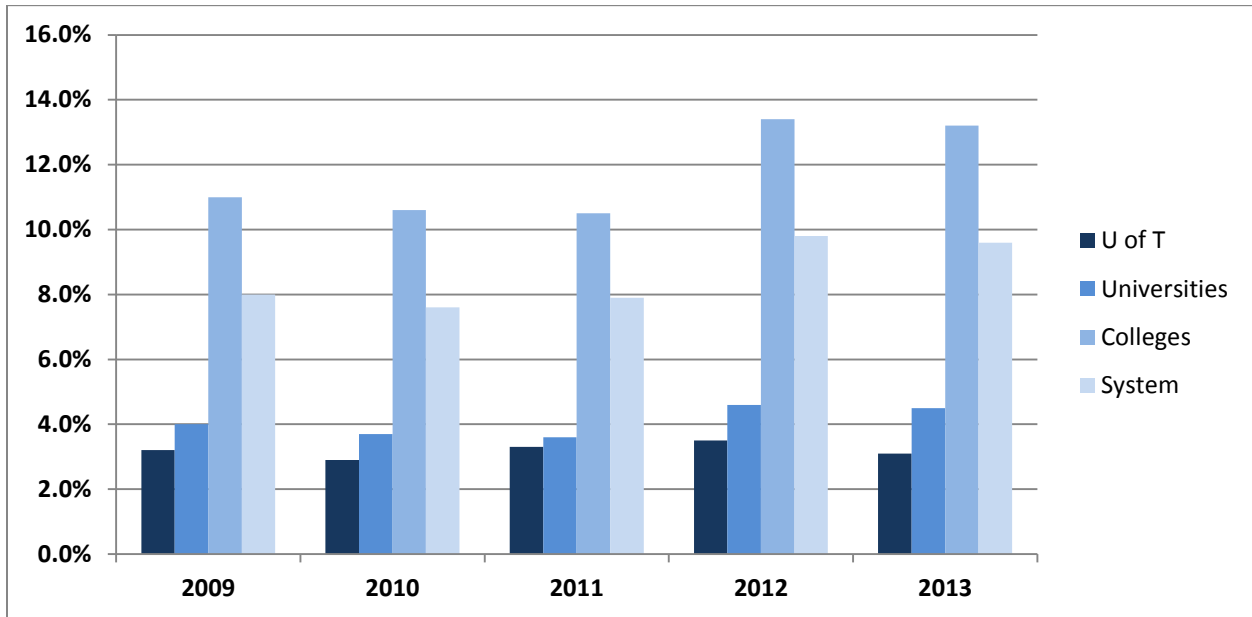
OSAP Default Rates

The 2013 University of Toronto default rate was 3.1%, lower than the 2012 rate of 3.5% and lower than that of the university sector (4.5%) and Ontario’s postsecondary sector (9.6%).

Figure 11 shows the University of Toronto’s default rate in relation to other sector rates since 2009.

Figure 11: OSAP Default Rates

The chart shows University of Toronto OSAP default rates versus the OSAP default rates of Ontario universities (including the University of Toronto), Ontario colleges of applied arts and technology, and the Ontario postsecondary system (i.e., Ontario universities, colleges, Private Career Colleges).



Source: Ministry of Training, Colleges and Universities

UTAPS Grants

UTAPS expenditures in 2013-14 were about \$39.5M. 94% was issued to OSAP recipients (i.e., Ontario residents). The remaining 6%, or about \$2.4M, was issued to students from other Canadian provinces and territories.

About 70% of UTAPS funding, \$27.5M, was provided to students in undergraduate programs. The remaining 30%, or about \$12M, was issued to graduate students. This has changed significantly from the composition of 90% undergraduate and 10% graduate only a few years ago.

More than 8,600 University of Toronto students received UTAPS grants averaging \$4,500 to help with education costs not fully funded by OSAP (or another Canadian jurisdiction’s student assistance program).

The number of UTAPS recipients has grown 30% over the past five years, from about 6,600 in 2009-10 to more than 8,600 in 2013-14. UTAPS expenditures have grown at a faster rate, 71%

over the same five-year period. Expenditures for students in graduate programs have increased by 135% during that time, compared to growth of 54% for students in undergraduate programs.

Figure 12: UTAPS Expenditures

The chart shows undergraduate and graduate UTAPS expenditures from 2009-10 to 2013-14.

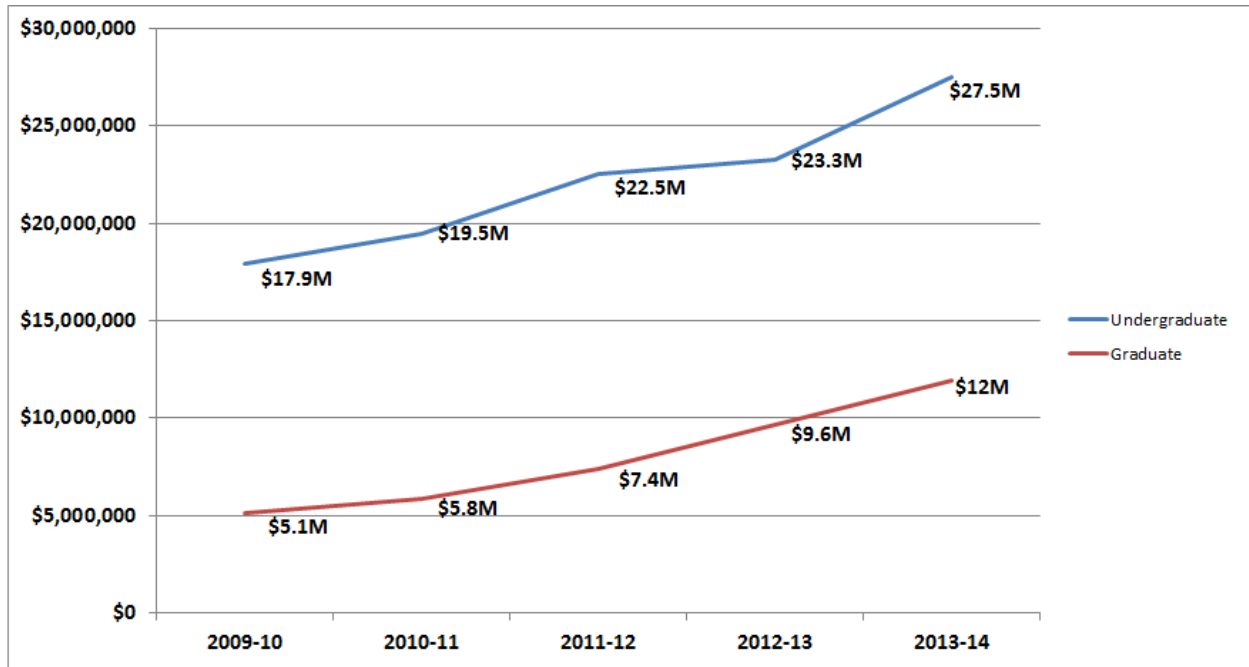
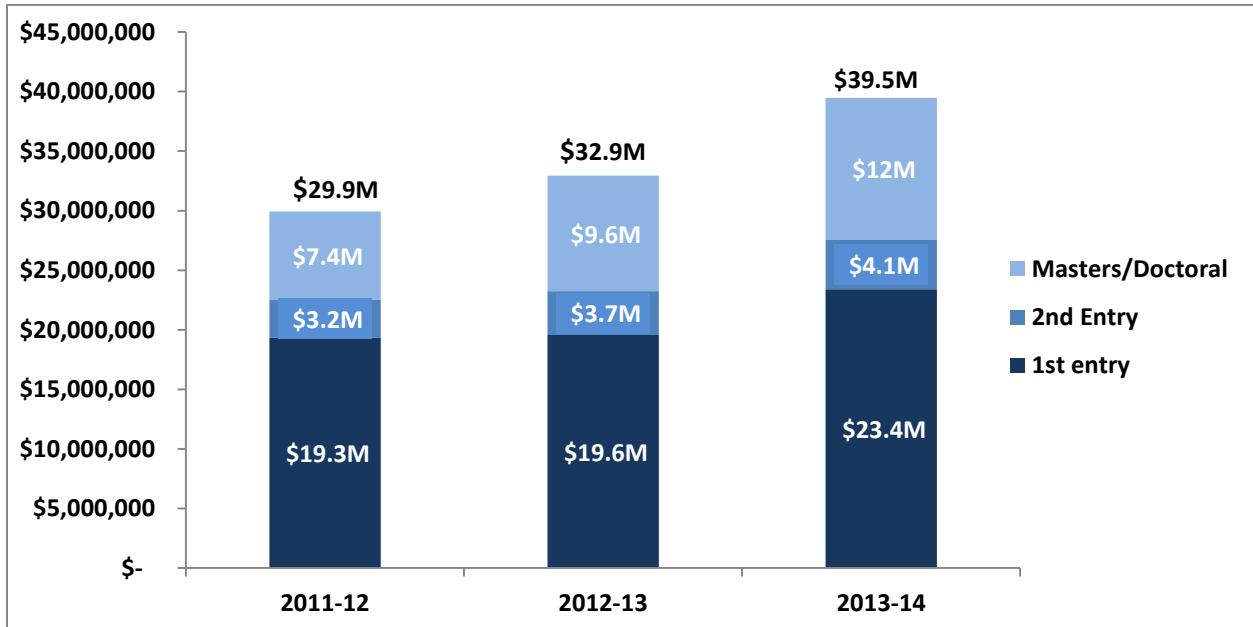


Figure 12A: UTAPS Expenditures -- First/Second Entry and Masters/Doctoral

The chart provides a detailed breakdown of UTAPS expenditures from 2011-12 to 2013-14.



Boundless Promise Program and UTAPS

The Boundless Promise Program (BPP) was created by the University of Toronto in 2011 to, among other things, significantly increase the amount of student financial aid available at the University of Toronto. Through the program, the interest income of donations of \$25,000 or more is matched by the University in support of undergraduate needs-based awards.

To date, BPP has created 95 awards. When fully realized, the \$3M endowment, along with the University of Toronto’s matching (UTAPS), will produce approximately \$240,000 annually in support for undergraduate students.

Ontario Tuition Grant

The Ontario Tuition Grant (OTG) was introduced by the province of Ontario in January 2012 to help offset the tuition paid by Ontario postsecondary students. In 2013-14, qualifying students pursuing a university degree could receive a grant of up to \$865 per term, to a maximum of two terms per academic year. Most Ontario students entering undergraduate university programs directly from high school are eligible for the grant.

The OTG is available to qualifying OSAP and non-OSAP-eligible students. OSAP recipients do not have to apply for the grant; their eligibility is considered automatically through the OSAP application process. Non-OSAP students must complete an OTG application to be considered for funding. In 2013-14, qualifying students pursuing a university degree could receive a grant of up to \$865 per term, to a maximum of two terms per academic year.

For OSAP recipients, the grant is incorporated into the OSAP need assessment. It displaces OSAP loan funding for students who do not qualify for the maximum amount of OSAP available (e.g., \$360 per week of study for a single student). For students with financial need greater than the maximum amount of OSAP available, the OTG helps offset their unmet need.

In 2013-14, 18,465 OSAP-eligible University of Toronto students and 3,918 students who did not receive OSAP shared about \$37.2M in OTG. In 2012-13, \$35M in OTG was issued to University of Toronto students.

It is not known how many non-OSAP students were eligible for the Ontario Tuition Grant but did not apply.

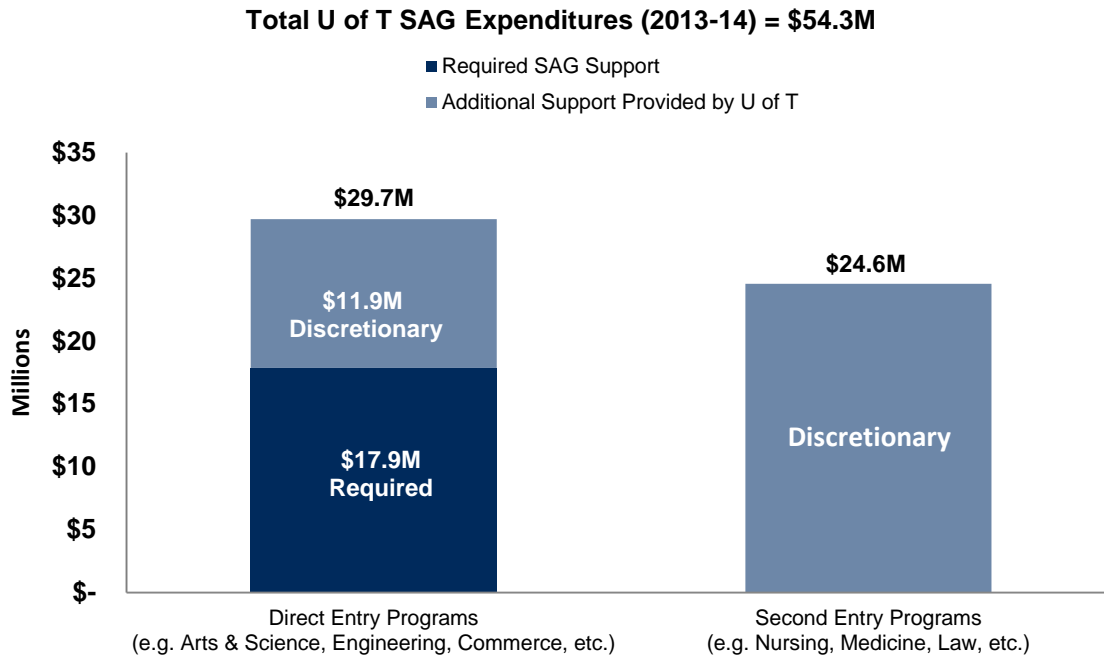
Student Access Guarantee

On March 28, 2013, the province of Ontario announced a new Tuition Framework for 2013-14 to 2016-17. The four-year Framework allows for some program variability in tuition fee increases. Overall, Ontario institutions are permitted to increase tuition by up to a maximum average of 3% per year, a reduction from the previous Framework which had a 5% overall cap. The new Framework continues to be accompanied by a Student Access Guarantee (SAG). SAG requires that institutions make up shortfalls in OSAP funding for tuition and compulsory fees, books, equipment and supplies for students in direct-entry programs. Offsetting shortfalls incurred by second-entry students is at the discretion of each institution.

The University of Toronto's SAG requirement is met through UTAPS for students in direct-entry programs. The University also offsets the shortfalls of other students. The University's commitment of financial support to its students goes above and beyond the requirements of the Government of Ontario. Unlike UTAPS, the SAG requirement does not include living expenses.

Figure 13: 2013-14 University of Toronto SAG Expenditures

The chart shows the University of Toronto’s 2013-14 SAG expenditures. Expenditures totalled \$54.3M. Of that amount, \$17.9M was required to be paid as per SAG requirements – for tuition and books shortfalls for students in direct-entry programs. The remaining \$36.4M are discretionary expenditures. Discretionary SAG expenditures include tuition and book shortfalls for students in second-entry programs and expenditures for other expenses, including living cost shortfalls.

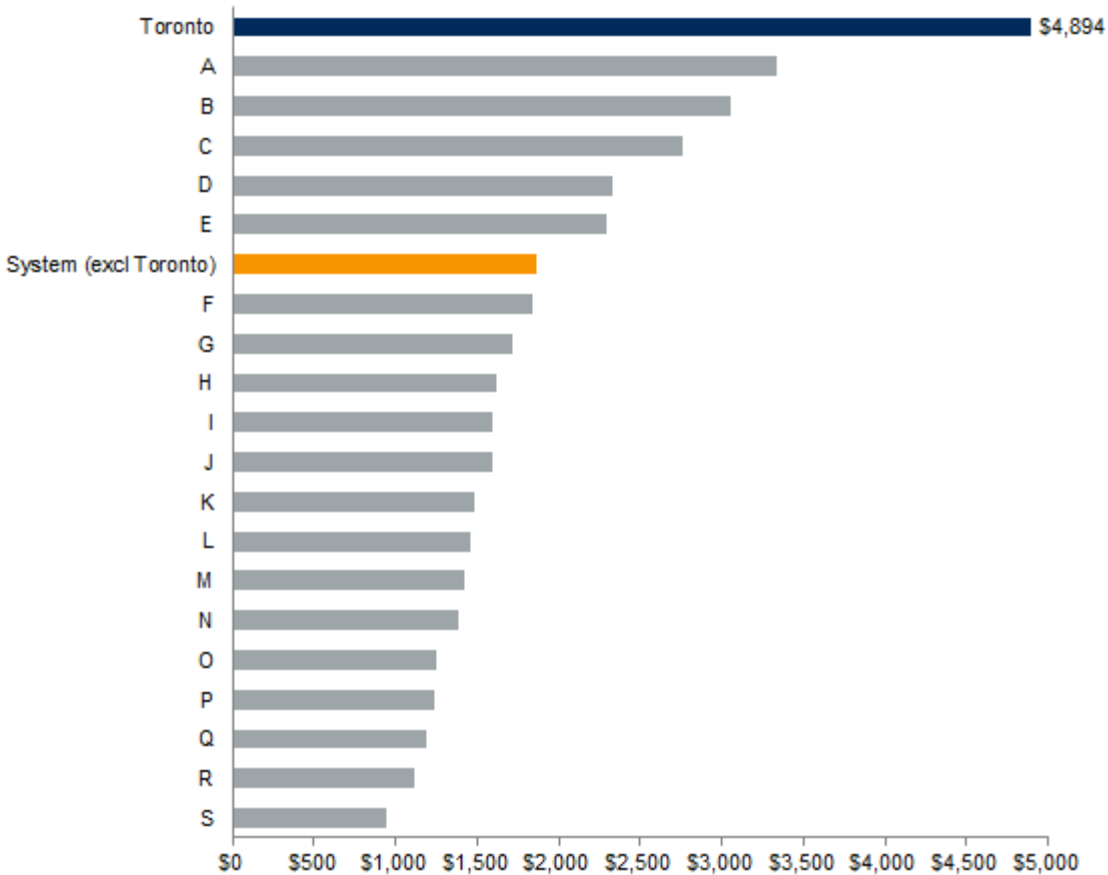


Source: Ministry of Training, Colleges and Universities

When compared to other Ontario universities, on a per recipient basis, the University of Toronto far exceeds SAG expenditures elsewhere, including the University system as a whole.

Figure 14: 2013-14 Average SAG Expenditure per SAG Recipient

The chart summarizes the average support provided under SAG per recipient at the University of Toronto compared to other Ontario universities as tracked by the province of Ontario. Note: Toronto includes the Toronto School of Theology.



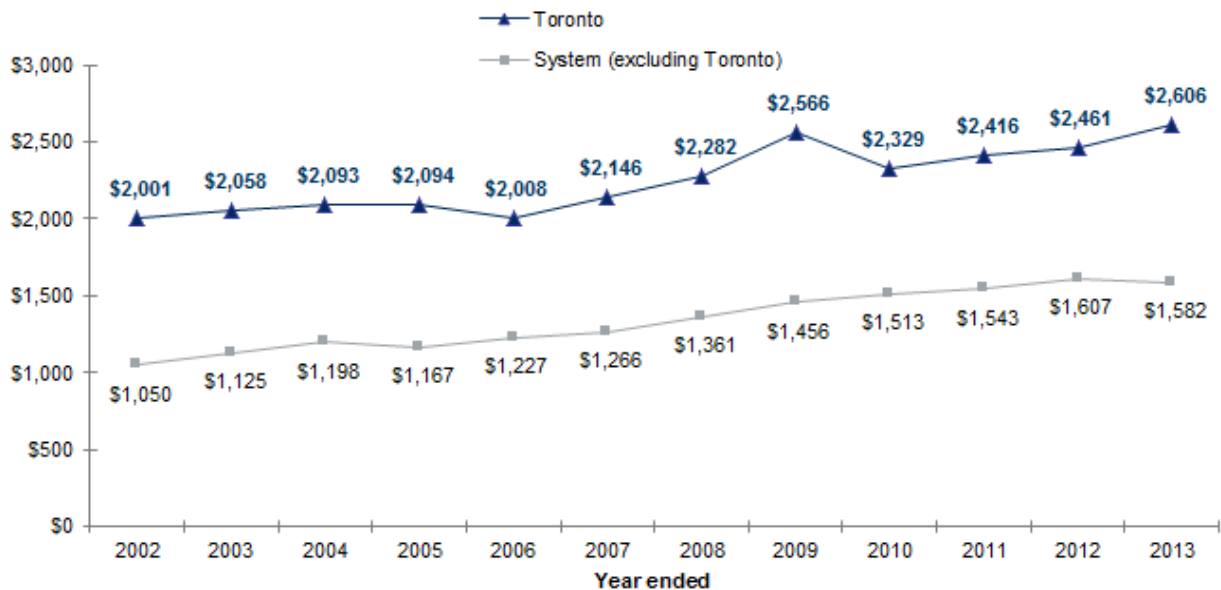
Source: Ministry of Training, Colleges and Universities

Institutional Scholarships and Bursaries

Figure 14 shows Scholarships and Bursaries per Student FTE for the University of Toronto relative to other Ontario universities. The University's undergraduate and graduate expenditures per student substantially exceed those of the system as a whole; about 65% higher in 2012-13. While the economic downturn led to some constraints in expenditures on discretionary scholarship and bursary programs, it is important to note that this has not in any way compromised the University's ability to meet student need as defined by the OSAP need calculation. After a drop in 2009-10, expenditures per student have increased about 12%.

Figure 15: Scholarships and Bursaries per Student FTE

The chart indicates the scholarships and bursaries per student FTE compared to the other Ontario universities, from 2001-02 to 2012-13.



Source: *Compendium of Statistical and Financial Information – Ontario Universities (for the years 1998-99 through 2012-13)*

Net Tuition

Net Tuition is the amount that students actually pay after taking into account the non-repayable contribution of both the Province, through OSAP grants, and the University, through its various grants and scholarships. The University has been monitoring this measure for the past several years for the undergraduate cohort. Net tuition for OSAP recipients is 48% on average. This amount excludes the value of federal and provincial tuition tax credits, which are worth more than \$2,000 per year to the average Canadian university student (*Source: 2013 CD Howe Institute: What You Don't Know Can't Help You. Lessons on Behavioural Economics for Tax-based Student Aid.*)

Part-Time Employment

Student part-time employment can also affect accessibility, though students may work part-time for reasons other than to finance their educations. While students receiving OSAP are not expected to work during their studies, the OSAP application is a key source of University of Toronto data on student employment.

Study-period income reported on an OSAP application is verified against Canada Revenue Agency tax records of OSAP recipients. According to the OSAP data for 2013-14, almost 71% of OSAP recipients reported no study-period earnings. Of those reporting earnings, a strong

majority (70%) reported earnings of less than \$4,000, approximately the upper threshold of working 10 hours per week at a job paying minimum wage.

Appendix A: 2013-2014 Needs-Based Grant Funding Provided by Divisions

Figure 17: Needs-based Grant Funding Provided by Undergraduate Divisions

	Operating Fund	Other Funds from Internal Sources	Total Grants
A & S St. George	\$ 109,457	\$ 4,291,074	\$ 4,400,532
Architecture, Landscape, and Design	\$ -	\$ -	\$ -
Applied Science and Engineering	\$ -	\$ 1,272,325	\$ 1,272,325
Dentistry	\$ -	\$ 70,298	\$ 70,298
UTM	\$ 848	\$ 116,393	\$ 117,241
Kinesiology & Physical Education	\$ -	\$ 123,938	\$ 123,938
Law	\$ 2,097,630	\$ 763,154	\$ 2,860,784
Medicine	\$ 9,796,584	\$ 3,883,179	\$ 13,679,763
Management	\$ 1,254,615	\$ 408,583	\$ 1,663,198
Music	\$ -	\$ 484,362	\$ 484,362
Nursing	\$ 10,000	\$ 503,261	\$ 513,261
OISE	\$ -	\$ 232,191	\$ 232,191
Pharmacy	\$ 41,814	\$ 665,800	\$ 707,614
UTSC	\$ -	\$ 253,734	\$ 253,734
Total	\$ 13,310,948	\$ 13,068,292	\$ 26,379,240

Appendix B: Doctoral-Stream Student Support by SGS Division

The University of Toronto Policy on Student Financial Report calls for reporting of doctoral-stream student support, broken out by SGS academic divisions (see Figure 18 and Figures 19a and 19b below)

Figure 18: Graduate Student Financial Support by SGS Division (2013-14)

The chart below shows the breakdown of graduate student support by SGS Division for 2013-14. In total there was \$252.4M provided, including \$24.8M to graduate students at affiliated hospitals.

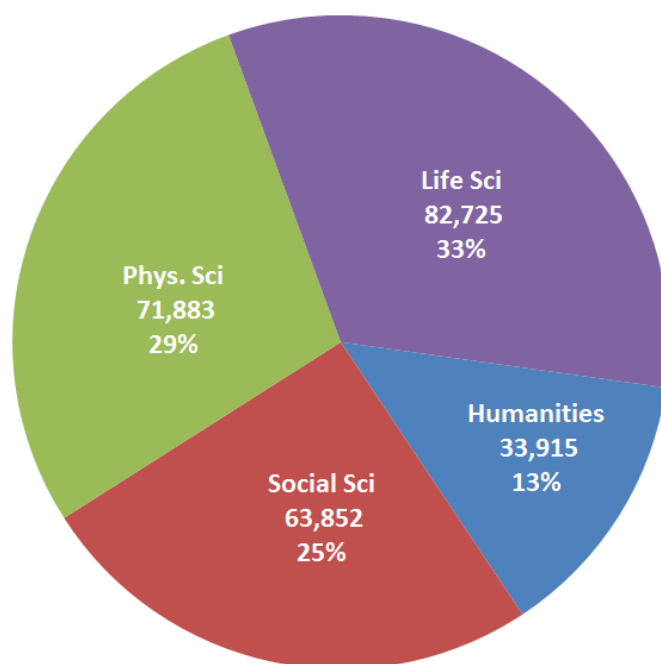


Figure 19a: Graduate Student Financial Support by SGS Division (\$000s) (2013-14)

	<u>2012-2013</u>				<u>2013-2014</u>			
	<u>Award Income</u>	<u>Employ. Income</u>	<u>Research Stipend</u>	<u>All Income</u>	<u>Award Income</u>	<u>Employ. Income</u>	<u>Research Stipend</u>	<u>All Income</u>
Humanities	22,595	11,799	1,079	35,473	21,151	11,521	1,243	33,915
Social Sci	37,891	19,586	3,929	61,406	40,378	19,623	3,850	63,852
Phys. Sci	29,937	11,816	26,592	68,345	31,907	12,192	27,783	71,883
Life Sci	<u>41,894</u>	<u>8,360</u>	<u>27,693</u>	<u>77,947</u>	42,305	8,846	31,573	82,725
Total	\$132,317	\$51,561	\$59,294	\$243,172	\$135,742	\$52,182	\$64,450	\$252,374

Figure 19b: Graduate Student Financial Support by Academic Division (\$000s) (incl. affiliated hospitals)

	<u>2012-2013</u>				<u>2013-2014</u>			
	<u>Award Income</u>	<u>Employ. Income</u>	<u>Research Stipend</u>	<u>All Income</u>	<u>Award Income</u>	<u>Employ. Income</u>	<u>Research Stipend</u>	<u>All Income</u>
A&S	52,212	30,660	13,882	96,755	53,094	30,652	13,598	97,345
UTSC	603	315	218	1,136	1,000	376	328	1,704
UTM	551	49	3	602	530	68	16	614
APSE	16,450	5,130	18,480	40,059	16,820	5,406	20,013	42,239
KPE	1,111	367	115	1,593	1,191	445	250	1,885
DENT	567	305	618	1,490	618	315	394	1,327
MED	31,067	2,673	21,970	55,709	28,032	2,304	25,412	55,749
DLSPH	-	-	-	-	3,270	526	610	4,406
PHRM	1,045	450	1,270	2,765	1,116	464	1,240	2,820
NURS	909	593	154	1,656	1,072	720	127	1,919
MUS	2,758	1,118	17	3,892	2,768	1,064	47	3,879
OISE	10,187	6,292	1,391	17,870	10,750	6,387	1,330	18,467
LAW	1,348	144	59	1,551	1,154	106	56	1,316
MGT	5,763	969	105	6,837	6,439	874	65	7,378
SWK	2,855	345	430	3,630	2,765	357	386	3,508
FOR	920	175	324	1,418	936	128	326	1,390
ARCH	1,645	538	-	2,184	1,933	613	-	2,546
INFO	<u>2,325</u>	<u>1,439</u>	<u>260</u>	4,023	<u>2,254</u>	<u>1,376</u>	<u>252</u>	<u>3,883</u>
Total	\$132,317	\$51,561	\$ 59,294	\$243,172	\$135,742	\$52,182	\$64,450	\$252,374

* DLSPH is included under MED for 2012/13

Figure 20: Arts & Science Graduate Student Support by SGS Division (\$000s)

	<u>2012-2013</u>				<u>2013-2014</u>			
	<u>Award Income</u>	<u>Employ. Income</u>	<u>Research Stipend</u>	<u>All Income</u>	<u>Award Income</u>	<u>Employ. Income</u>	<u>Research Stipend</u>	<u>All Income</u>
Humanities	19,439	10,615	1,062	31,116	17,943	10,399	1,193	29,535
Social Sci.	13,750	9,892	1,685	25,327	15,092	9,919	1,759	26,770
Phys. Sci.	12,884	6,371	7,895	27,150	14,164	6,410	7,442	28,017
Life Sci.	<u>6,139</u>	<u>3,783</u>	<u>3,240</u>	<u>13,163</u>	5,895	3,923	3,204	13,022
Total	\$52,212	\$30,660	\$13,882	\$96,755	\$53,094	\$30,652	\$13,598	\$ 97,345

Student Assistance and Doctoral-Stream Student Support: Understanding the Relationship

Figure 21a: Graduate Student Support
Total=\$252.4M

Figure 21b: Student Aid in Operating
Total=\$176.4M

