



**FOR ENDORSEMENT
AND FORWARDING**

PUBLIC

CLOSED SESSION

TO: Executive Committee

SPONSOR: Professor Scott Mabury, Vice-President, University Operations
CONTACT INFO: scott.mabury@utoronto.ca

PRESENTER: Ms Sally Garner, Executive Director, Planning & Budget
CONTACT INFO: 416-978-2819, sally.garner@utoronto.ca

DATE: February 14, 2014 for March 27, 2014

AGENDA ITEM: 4 (a.)

ITEM IDENTIFICATION:

Tuition Fee Schedule for Publicly-funded Programs 2014-15

JURISDICTIONAL INFORMATION:

Pursuant to Section 5.11 (a) the Business Board recommends the schedule of tuition fees to Governing Council for approval.

GOVERNANCE PATH:

1. Business Board (March 3, 2014)
2. **Executive Committee (March 27, 2014)**
3. Governing Council (April 8, 2014)

PREVIOUS ACTION TAKEN:

The *Tuition Fee Schedule for Publicly-funded Programs 2013-14* was approved by the Governing Council at its meeting on April 9, 2013.

HIGHLIGHTS:

Tuition fees at the University of Toronto are determined in accordance with the University's Tuition Fee Policy, the Statement of Commitment Regarding International Students and the Provincial Government's Tuition Framework. The tuition fee policy speaks to five elements: advocacy, fee revenue, fee differentiation, fee level commitment and monitoring. In presenting this tuition schedule, the University reaffirms its commitment to student aid and to guaranteeing accessibility, which states:

“No student offered admission to a program at the University of Toronto should be unable to enter or complete the program due to lack of financial means.”

The University’s Tuition Fee Policy and Statement of Commitment Regarding International Students define the principles that should guide changes to tuition fees.

In March 2013, the Ministry of Training Colleges and Universities announced its Tuition Fee Framework for 2013-14 to 2016-17 replacing the previous Framework that had been in effect since 2006-07. The new four-year Framework allows for some program variability within an annual 3% overall cap, a reduction from the previous Framework which had a 5% overall cap with program variability. The new Framework continues to be accompanied by an accessibility guarantee which requires a specific amount to be set aside by universities for student aid so that universities ensure accessibility, regardless of the students’ financial means.

Domestic Tuition Fees

The increase in tuition fees in 2014-15 for most domestic programs will be 3% for entering and continuing students. Tuition for all doctoral stream graduate programs will decrease by .6%. Tuition for many professional undergraduate and graduate programs will rise by 5%, because of the resource requirements of these programs. Full details on tuition in all programs are given in the report.

The average tuition fee increase for all domestic students in the University is 3% (gross), within the maximum of 3% allowed by the Tuition Framework. It is estimated that when student aid is taken into consideration, the average net increase is about 2.2%.

Net Tuition

Net tuition is the amount that students actually pay after taking into account the contribution of both the Province, through OSAP grants, and the University, through its various non-repayable grant and scholarship programs. Although of assistance to students, OSAP loans are excluded from net tuition calculations given that loans must be repaid.

The University recently updated its net tuition analysis for the full-time 2012-13 undergraduate population. On average, OSAP recipients paid 61% of their total tuition and fees. When the Ontario Tuition Grant (OTG) program is factored in, net tuition for OSAP recipients dropped to 48% on average

International Tuition Fees

In the 2012 Ontario Budget the provincial government announced two International Student Recovery (ISR) operating grant deductions in anticipation that most institutions will likely recover the reduced level of funding through the charging of higher international tuition fees. The proposed international fees for 2014-15 the international fees for students entering in 2013-14 and beyond include additional fees of \$825 related to the ISR. The international student cohorts who entered the University prior to 2012-13 have not had their fees further increased beyond the 5% maximum increases per the University’s Fee Level Commitment (see section below) that was made to them at the time of entry.

Although the provincial government will reduce the University’s operating grant funding for international doctoral stream masters students, the University is not proposing to recover the

lost tuition revenue via higher tuition. The University will continue to have a common doctoral stream fee for its PhD and doctoral stream masters (MA, MSc) programs.

Tuition increases for students entering the tri-campus Arts and Science programs and Applied Science and Engineering, will increase by 10% due to higher resource requirements. Most other entering and continuing students will see 5% increases. As a result, international tuition fees will increase by an average of 6.5%.

In order to provide potential applicants with information regarding tuition fee levels, the attached schedule also includes proposed tuition fees for international students in 2015-16.

Comparison of tuition fees to other jurisdictions

Domestic and international tuition fees are monitored relative to peer institutions within Canada and internationally and results continue to indicate that we remain competitive. Student applications and yield rates are also monitored each year across all programs to ensure that tuition fees are not adversely impacting the University's commitment to high academic standards. Applications from international students across all programs remain very strong, and in fact are increasing each year. The University also continues to attract high quality domestic students in ever greater numbers.

FINANCIAL IMPLICATIONS:

Revenue projections for publicly-funded programs are included in the *Budget Report 2014-15 and Long Range Budget Guidelines 2014-15 to 2018-19*. Related information on student aid accompanies this report in the *Annual Report on Student Financial Support, 2012-13*

RECOMMENDATION:

Be it Resolved,

THAT the following recommendation be endorsed and forwarded to the Governing Council

THAT the *Tuition Fee Schedule for Publicly-Funded Programs for 2014-15* be approved.


DOCUMENTATION PROVIDED:

Tuition Fee Schedule for Publicly-Funded Programs for 2014-15

**Tuition Fee Schedule for
Publicly-Funded Programs
2014-15**



**UNIVERSITY OF
TORONTO**



February 14, 2014

Tuition Fees at the University of Toronto

Tuition fees at the University of Toronto are determined in accordance with the University's Tuition Fee Policy (Appendix A1), the Statement of Commitment Regarding International Students (Appendix A2) and the Provincial Government's Tuition Framework. In presenting this tuition schedule, the University reaffirms its commitment to student aid and its accessibility statement:

"No student offered admission to a program at the University of Toronto should be unable to enter or complete the program due to lack of financial means."

The Tuition Framework (2013-14 to 2016-17)

On March 28, 2013, the Ministry of Training Colleges and Universities announced its Tuition Fee Framework for 2013-14 to 2016-17 replacing the previous Framework that had been in effect since 2006-07. The new four-year Framework allows for some program variability within an annual 3% overall cap, a reduction from the previous Framework which had a 5% overall cap with program variability. The new Framework continues to be accompanied by an accessibility guarantee which requires a specific amount to be set aside by universities for student aid so that universities ensure accessibility, regardless of the students' financial means.

Table 1: Tuition Framework: 2013-14 to 2016-17

Program Type	Program Year Maximum Increase		
	First Year	Continuing (students starting in 2013- 14 & beyond)	Continuing (students started prior to 2013-14)
Undergraduate Arts & Science (excluding Commerce, Business Administration, Management, Computer Science, Bioinformatics, UTM Visual Studies, Communication, Culture and Information Technology (CCIT), and Interactive Digital Media) , Architecture, Music, Kinesiology and Physical Education, Education, Nursing, Physician Assistant, Radiation Sciences, Transitional Year Programme	3.0%	3.0%	3.0%
Undergraduate Professional programs and all Graduate programs	5.0%	5.0%	4.0%
Institutional Average Cap	3.0%		

Table 2: Implementation of New Tuition Framework at the University of Toronto: 2014-15

Program Type	Program Year Increase		
	First Year	Continuing (students starting in 2013-14 & beyond)	Continuing (students started prior to 2013-14)
Undergraduate Arts & Science (excluding Commerce, Business Administration, Management, Computer Science, Bioinformatics, UTM Visual Studies, Communication, Culture and Information Technology (CCIT), and Interactive Digital Media), Architecture, Music, Kinesiology and Physical Education, Education, Nursing, Physician Assistant, Radiation Sciences, Transitional Year Programme	3.0%	3.0%	3.0%
Undergraduate Professional Programs (excl. MD)	5.0%	5.0%	4.0%
MD Program	5.0%	5.0%	4.0%
Professional Master's (including LLM and DMA)	Some 4.0% Some 5.0%	Some 4.0% Some 5.0%	4.0%
OISE EdD and Dentistry "PhD with Specialty Training" Programs	0%	0%	0%
Doctoral Stream Master's & PhD (excluding LLM, DMA, EdD and some Dentistry)	-0.6%	-0.6%	-0.6%
Institutional Average	3.0%		

Comparison to the Prior Tuition Framework (2006-07 to 2012-13)

Under the previous 7-year Tuition Framework, tuition fees for entering students in Arts and Science and selected other undergraduate programs were permitted to increase by a maximum of 4.5%. Tuition fees for entering students in graduate and high-cost professional programs could be increased by a maximum of 8%. Increases in tuition fees for continuing students in any program could not exceed 4%. Overall, the average increase in tuition for all domestic students in any institution could not exceed 5%. The prior Framework was also accompanied by an accessibility guarantee.

The long-term impact of the revenue reduction is estimated to reach \$56M in base funding. When calculated on a year-over-year cash basis, the revenue loss is approximately \$144M over five years (assuming the Framework is extended for a fifth year).

The reduction of revenue across divisions is not evenly distributed, but varies dependent upon the mix of international and domestic students, undergraduate and graduate students and professional and non-professional programs. The majority of the revenue impact of ~\$6M for 2013-14 was absorbed by contingency funds held by the Provost, recognizing that divisions had very little time to adapt their financial plans given the last-minute announcement by the Province. Where possible, divisions reduced expenditures in-year. Divisional planning for 2014-15 and beyond now incorporates the permanent (base) reduction in revenue. Divisions are adapting by seeking efficiency savings such as improved space utilization, investment in IT to achieve process efficiencies, investment in utility reduction projects, reviewing enrolment levels, program mix and hiring plans and deferral of some projects. The University's budget model has demonstrated its merit once again in enabling divisions, and the Provost, to adapt to the revenue changes in the most strategic and considered way possible.

Other MTCU Revisions to Tuition Fee Framework Guidelines

As part of the Ministry's consideration of the new tuition fee framework it committed to address other tuition-related issues through a separate consultation process. After a period of further consultation with universities and colleges through the Working Group on Tuition Billing and Associated Fees, on December 5, 2013 the Ministry issued its *Revisions to Tuition Fee Framework Guidelines*. Changes can be summarized in two broad categories (a third category will be addressed in the Ancillary Fees Reports which accompany this report):

1. Tuition Payments and Dates

Policy changes regarding tuition billing practices will require universities to provide all students with the option of per-term billing. This change is designed to reflect the timing of Ontario Student Assistance Program (OSAP) disbursements to students. Currently the University of Toronto does not bill students on a per-term basis, but rather bills students for the fall/winter session in two stages, with 65% due around August (dates vary by program) and the remainder by November 15. The

University of Toronto will be required to bill students in two 50% instalments, the first for the Fall term and the second for the Winter term. Specific dates will vary depending upon whether or not a student is OSAP-eligible. Other policy changes regarding tuition deposits were also introduced.

The policy changes were introduced with the expectation that universities implement them for the 2014-15 academic year, with mandatory implementation required in 2015-16. As stated in the new Guidelines, “the Ministry recognizes that some universities, due to system changes required, may not be able to fully implement these changes until the 2015-16 academic year.” Given the complexity of the University of Toronto’s current tuition billing system, the vast array of programs with varying tuition billing schedules, and the ongoing implementation of a new student information system (NGSIS), the University of Toronto has begun work on transitioning to the billing practice guidelines, however it is anticipated that the new guidelines will be implemented in 2015-16. The University administration is reviewing the priorities of NGSIS with a view to reordering them to ensure a successful and smooth implementation by the 2015-16 deadline.

2. Program/Flat Fees

Program or flat fees refer to a tuition fee structure in which all students in the same program are charged the same tuition fee for course loads at or above a certain threshold of the normal course load. A normal course load is defined as that which would be required for a student to earn a given credential in a prescribed amount of time (e.g., five courses per academic term to complete an honours bachelor’s degree in four years). The University of Toronto threshold for program fees in the Faculty of Arts and Science is currently 60%. The new Tuition Guidelines permit a minimum course load threshold of 80% of normal course load for students charged on a program fee basis. The Guidelines allow for the change to be phased in over three years, with no mandatory change in 2014-15, moving to a 70% threshold in 2015-16 and an 80% threshold in 2016-17. The guidelines also state that universities which currently charge program fees for cohort-based programs that require participation in a full course load (e.g. medicine and engineering programs) may continue to charge such fees.

MTCU also introduced a moratorium on new program fee structures for the length of the Tuition Framework; this would preclude UTM and UTSC from moving to a program fee structure during that period.

Tuition Revenue

Tuition revenues increase annually as a result of higher enrolments and as a result of (i) modest increases for domestic students and (ii) moderate increases in international tuition fees. The previous provincial Tuition Framework allowed for annual increases on domestic tuition of no more than 5% on average; the actual average increase at the University of Toronto over the past six years under the old Framework has been approximately 4.3% when measured on a gross basis. When increases in student financial aid were taken into consideration, net tuition increases averaged

about 3%. Under the current Tuition Framework the University of Toronto strives to exercise essentially the full 3% cap. The impact of the new Framework on net tuition has not yet been analyzed as the 2013-14 year is not complete, but a preliminary estimate indicates the average net tuition increase will be approximately 2.2%.

Each year the University returns a portion of tuition revenues to domestic students as bursary support. New tuition revenues from international enrolments require significant investment in services to ensure a high-quality experience and the success of our international students. Doctoral stream tuition increases are often a net zero or a net loss to the institution, once graduate student funding packages and other supports are taken into consideration. Given the structure of the new Tuition Framework, if a university increases fees for all programs by the maximum allowable rates it will exceed the overall average cap of 3%. Therefore, universities must prioritize program level increases to remain under the overall cap. As a result, the University of Toronto chose not to increase tuition fees for entering or continuing doctoral stream graduate students in 2013-14 and in 2014-15 will decrease the SGS doctoral stream tuition by \$45 for the period of the Framework; this allows room for tuition increases in other resource-intensive professional programs.

Substantial increased expenditures are planned for next year, including faculty hiring, enriched student services, additional services for international students, continued development of the new student information and fundraising/alumni information systems, improvements to the research information system, improved wireless internet connection across all three campuses, library acquisitions and services, deferred maintenance and large increases in hydro rates. Total operating expenditures in the 2014-15 budget are projected to rise by approximately \$122M. With no net increase in revenue from per-student operating grants projected for 2014-15 (and in fact a reduction of ~1% due to provincial “policy levers” and the international student recovery), new tuition revenues are critically necessary to fund initiatives and enhancements across academic, student, and shared service divisions.

The University continues to monitor the impact of tuition fee increases on enrolment to ensure that enrolment is unaffected by tuition, as required by the University’s Fee Policy. In recent years, the University’s Enrolment Reports have consistently shown that demand for University programs continues to be very strong and, indeed, we are seeing increased pressure for spaces in programs across the University.

The University also reports annually on student financial support, outlining expenditures on need-based student aid, support for international, graduate and part-time students as well as merit-based funding. The Annual Report on Student Financial Support for 2013-14 will accompany this Tuition Fee Report through the governance process.

Models for Assessing Tuition Fees

Program/Flat Fees and Course Fees

Full-time undergraduate student fees are levied in one of two ways: program/flat fees or course fees. Under a program/flat fee structure, students pay a single fee for study classified as full-time for fee purposes. Under a course fee structure, students pay a fee for each course in which they are registered. Most University of Toronto programs collect fees under the program/flat fee model. The impact of the MTCU Revisions to Tuition Fee Framework Guidelines on program/flat fees at the University is discussed in the section above.

Programs with higher fees in upper year

In some undergraduate programs students pay a lower tuition fee in the first year and a higher fee starting in second year. This structure reflects the move from a first-year general program to a second-year specialized program. These programs include: Commerce, Business Administration, Management, Computer Science, Bioinformatics, UTM Visual Studies, Communication, Culture and Information Technology (CCIT), and Interactive Digital Media.

Programs with fees set at beginning of program (Cohort Fees)

There are a few programs in which tuition fees are set for the duration of the program at the point of entry and remain the same for all years of the program. These programs include the MD/PhD, the MBA 3-Year, the MHSc in Medical Radiation Sciences 3-Year, the Extended MEng, and the Extended MFC. The tuition fees given in Appendix B for these programs will apply to all years of the program for the 2014-15 entering cohort.

Combined and Concurrent Program Fees

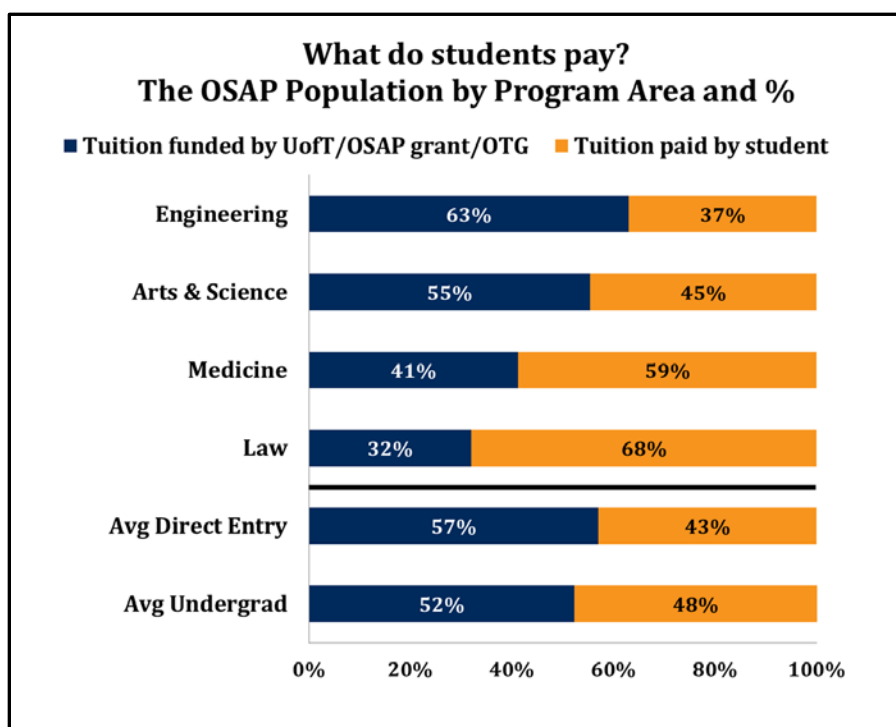
The University has an increasing number of combined and concurrent program offerings. In order to improve communications with potential applicants and existing students, Schedules B3 & C3 were developed as of 2013-14 onwards. The proposed fees by year-of-study for the combined and concurrent programs for almost all cases are based on the fees proposed in Schedules B1 & C1.

Net Tuition

Net tuition is the amount that students actually pay after taking into account the contribution of both the Province, through OSAP grants, and the University, through its various non-repayable grant and scholarship programs. Although of assistance to students, OSAP loans are excluded from net tuition calculations given that loans must be repaid.

The University recently updated its net tuition analysis for the full-time 2012-13 undergraduate population. On average, OSAP recipients paid 61% of their total tuition and fees. When the Ontario Tuition Grant (OTG) program is factored in, net tuition for OSAP recipients dropped to 48% on average, as seen in Figure 1.

Figure 1: Net Tuition at the University of Toronto 2012-13



Tuition Fees for Domestic Students

The University's Fee Policy states that public funding be supplemented as necessary to offer students an educational experience of a quality that ranks with that of the finest public research universities in the world. Appendix B shows the proposed tuition fees for domestic students, by program and entering cohort. This schedule is applicable to students entering the University in May 2014 or later. According to this schedule, and consistent with the Fee Policy and within the Tuition Framework, tuition fees will increase by an average of 3%. It is important to note that when student aid is taken into account, the net increase in tuition for domestic students is estimated at approximately 2.2%. The following are the main features of the proposed tuition fee schedule for domestic students in 2014-15. Full details are given in Appendix B. Fee increases are not the same for all programs, consistent with the University's Fee Policy which calls for a differentiated fee structure. According to this Policy, tuition fees should reflect individual program goals, resource requirements, program costs, etc.

Entering Domestic Students – Direct-Entry Undergraduate

Tuition fees for students entering first year in many undergraduate programs will increase by 3% relative to the 2013-14 levels. Students entering first year in 2014-15 in Arts and Science programs at all three campuses, Architecture, Music and Kinesiology and Physical Education will pay a tuition fee of \$6,040. Entering Applied Science and Engineering students will pay a tuition fee of \$12,980, a 5% increase relative to the 2013-14 level.

Table 3: Incoming Students, Domestic Undergraduate Direct-Entry Programs 2014-15

Program	Year 1 Tuition	% Increase
Arts & Science, 3 campuses	\$6,040	3%
Architecture	\$6,040	3%
Music	\$6,040	3%
Kinesiology and Physical Education	\$6,040	3%
Applied Science & Engineering	\$12,980	5%

Several professional undergraduate programs are also limited to 3% increases for incoming students in 2014-15, as seen in Table 4:

Table 4: Incoming Students, Domestic Undergraduate Other Programs at 3% 2014-15

Program	Year 1 Tuition	% Increase
Nursing	\$8,100	3%
Education	\$6,700	3%
Physician Assistant	\$11,320	3%
Radiation Sciences	\$6,820	3%

Tuition fees for the programs in Table 5 have been set to meet the special needs and circumstances of these programs, specifically more intensive resource requirements, and therefore increases for entering students are 5%.

Table 5: Incoming Students, Domestic Undergraduate Professional Programs 2014-15

Program	Year 1 Tuition	% Increase
Pharmacy: PharmD	\$16,530	5%
Pharmacy: Part-time Bridging Program [One FCE is equal to two half courses]	\$2,361 per FCE	Based on PharmD fee
Dentistry: DDS	\$33,910	5%
Law: JD	\$30,230	5%
Medicine: MD	\$21,130	5%

Entering Domestic Students – Graduate

Tuition fees for students entering graduate programs are permitted to rise by 5% under the Framework. As noted above, tuition fees for doctoral stream students will be lowered by 0.6% for the remaining period of the Framework to allow room for tuition increases in other professional programs. Tuition fees in Professional Master’s and diploma programs have more resource-intensive program structures and therefore will increase by 4% or 5%.

Continuing Domestic Students – Undergraduate

In accordance with the Tuition Framework, increases for continuing students in the following direct-entry programs will increase by 3% in all cases except Applied Science and Engineering where the tuition fee will increase by 4% or 5% as outlined in Table 6:

Table 6: Continuing Students Domestic Undergraduate, Direct-Entry Programs 2014-15

Program	% Increase
Arts & Science, 3 campuses	3%
Architecture	3%
Music	3%
Kinesiology and Physical Education	3%
Applied Science & Engineering – 2013 cohort	5%
Applied Science & Engineering – 2012 cohort & prior	4%

Continuing Domestic Students – Graduate

Tuition fees for continuing doctoral stream students will also be decreased by \$45 or 0.6% in 2014-15. Tuition fees for most continuing Professional Master’s students will increase by 5% in 2014-15, although continuing student fees for the incoming 2012 cohort and prior will increase by 4% as mandated by the revised Tuition Framework. The continuing student fee rates for the Master of Information and the OISE EdD will be held constant at their 2013-14 levels.

Entering and Continuing Domestic Students – Medicine MD

The Faculty of Medicine proposes that fees for its Year 1 and Year 2 students in the MD program will increase by 5% to \$21,130. The continuing Year 3 and Year 4 student fees will increase by 4% to \$20,930 as mandated by the revised Tuition Framework.

Entering and Continuing Domestic Students – UTM MMPA and DIFA

UTM proposes that fees for both entering and continuing students in the MMPA program be increased by 3% to \$31,090 for 2014-15. UTM also proposes that fees for all students in the DIFA program be increased by 3% to \$14,410. Both programs have higher fees than most of their North American comparators.

Programs with higher fees in upper year

Tuition recommendations for students entering second year of the Commerce, Business Administration, Management, Computer Science, Bioinformatics, UTM Visual Studies, Communication, Culture and Information Technology (CCIT), and Interactive Digital Media programs in 2014-15 were approved as part of the 2013-14 Tuition Fee schedule—each were initially proposed to increase by 8% under the old Framework. These fee increases were revised downward to 5% under the new Tuition Framework.

Students in the 2014 entering cohort will be moving to second year in 2015-16. The proposed increase for second year in 2015-16 is 5% for each of the Commerce, Business Administration, Management, Computer Science, Bioinformatics, CCIT, Interactive Digital Media, and UTM Visual Studies programs over the 2014-15 second-year cohort. For clarity, and to ensure that students are properly informed at the time they enter the University, tuition fees in second year of these programs are given separately in Schedule B2 of Appendix B for 2013-14, 2014-15 and 2015-16. Approval of the tuition schedule proposed in this report will constitute an approval of second year tuition in these programs for 2015-16 as well as 2014-15. Tuition fees in 2015-16 for all other programs and years of study will be submitted to Governing Council for approval in the spring of 2015, as per usual practice.

Domestic tuition fee comparisons

Domestic tuition fees at the University of Toronto remain competitive with peer institutions. A comparison of Arts and Science undergraduate tuition is a useful example. Arts and Science domestic undergraduate tuition (including incidental fees) at the University of Toronto (\$7,087 in 2013-14) was slightly above the median tuition (\$6,858) of our Canadian U15 peers (range of \$3,900-\$7,912). Tuition fees for 2013-14 remained at the maximum £9000 (~\$16,000 CAD; note that a year ago the exchange rate result was \$14,000 CAD) permitted for domestic undergraduate students at most research-intensive UK universities. Tuition fees for undergraduate in-state Arts and Science students for the AAU public universities in the United States ranged last year from \$6,263 to \$17,100 US, with a mean of \$10,993. Domestic tuition fees at the University of Toronto thus remain not only competitive but, in fact, of good value when compared to other jurisdictions.

The University carefully monitors applications, offers and yields. Applications continue to rise each year while yield rates for most programs are stable or increasing. That is, the University continues to attract high quality students in ever greater numbers.

Tuition Fees for International Students

The University of Toronto is committed to maintaining and strengthening its international enrolment as expressed in the Statement of Commitment Regarding International Students given in Appendix A2. The University has invested in, and will continue to invest in, services to enhance the success of our international students. The proposed tuition fee schedule for international students is given in Appendix C.

International fees are set at a level to more closely reflect the true cost of educating students, whereas revenue from grants and tuition fees for domestic students remains well below the true cost.

International Student Recovery

In the 2012 Ontario Budget the provincial government announced two International Student Recovery (ISR) operating grant reductions. The first reduction eliminated the previous subsidies for non-PhD international students that were provided to institutions to pay their municipal taxes. The second ISR is a reduction, in the words of the government, of the “indirect support through operating grants” that it provides to non-PhD international students.

The \$75 grant/subsidy for each non-PhD international student to assist with the payment of municipal taxes was discontinued. The phase-in was immediate in 2013-14 for non-PhD international students in all years of study.

Each non-PhD international student also triggers a deduction of \$750 from the institution’s operating grant allocation. The \$750 ISR is being phased-in over multiple years starting with the incoming 2013-14 cohort.

Many institutions, including the University of Toronto, are recovering this reduced level of operating grant funding through the charging of higher international tuition fees. Although the provincial decisions are regrettable, the international fees for students entering in 2013-14 and beyond include additional fees of \$825 related to the ISR. The international student cohorts who entered the University prior to 2012-13 have not had their fees further increased beyond the 5% maximum increases per the University’s Fee Level Commitment (see section below) that was made to them at the time of entry.

Although the provincial government will reduce the University’s operating grant funding for international doctoral stream masters students, the University is not recovering the lost revenue via higher tuition. The University will continue to have a common doctoral stream tuition fee for its PhD and doctoral stream masters (MA, MAsc, MSc) programs.

Tuition Fee Increases for 2014-15

Tuition increases for students entering the tri-campus Arts and Science programs and Applied Science and Engineering, will increase by 10% due to higher resource requirements. Most other entering and continuing students will see 5% increases. As a result, international tuition fees will increase by an average of 6.5%.

Tuition fees for international students entering the Information Master of Museum Studies program will increase by 6%. The Rotman School of Management is proposing to increase its Year 1 international tuition fees by 4.4% for the 2-Year MBA and its continuing student rate by 3%. For the 3-Year MBA, the proposed increases are 4.9% for entering students and zero per cent for its continuing student cohorts. The Rotman School is also proposing that the fees for both the entering and continuing Master of Finance students be increased by 2.7% and 2.2% respectively over last year's levels. UTM is proposing that the fees for both the entering and continuing Master of Management Innovation students be increased by 4% and that the fees for the entering MMPA and entering Master of Biotechnology students be increased by 8%. Forestry is proposing to freeze its Master of Forest Conservation fees for both entering and continuing students. Comparative tuition fee levels and/or the current value of the Canadian dollar are a primary considerations for these programs.

Programs with higher fees in upper year

Tuition recommendations for students entering second year of the Commerce, Business Administration, Management, Computer Science, Bioinformatics, UTM Visual Studies, Communication, Culture and Information Technology (CCIT), and Interactive Digital Media programs in 2014-15 were approved as part of the 2013-14 Tuition Fee schedule.

Students in the 2014 entering cohort will be moving to second year in 2015-16. The proposed increase for second year in 2015-16 is 11% for all of these programs (Schedule B2) over the 2014-15 second-year cohort.

International Tuition for the Combined and Concurrent Programs

The proposed fees by year of study for the combined and concurrent programs in almost all cases are based on the fees proposed in Schedule C1.

Most combined and concurrent programs do not currently have international students enrolled. In the event that they do in future, international tuition fees would be charged following the same practices as outlined in the domestic Schedule B3.

Tuition Fee Increases for 2015-16

The tables in Appendix C show the proposed international tuition fees for 2015-16. In most cases, tuition will increase by 5%. For some programs, further increases beyond 5% are needed to cover resource requirements. For a few programs, increases of 4% are proposed primarily due to

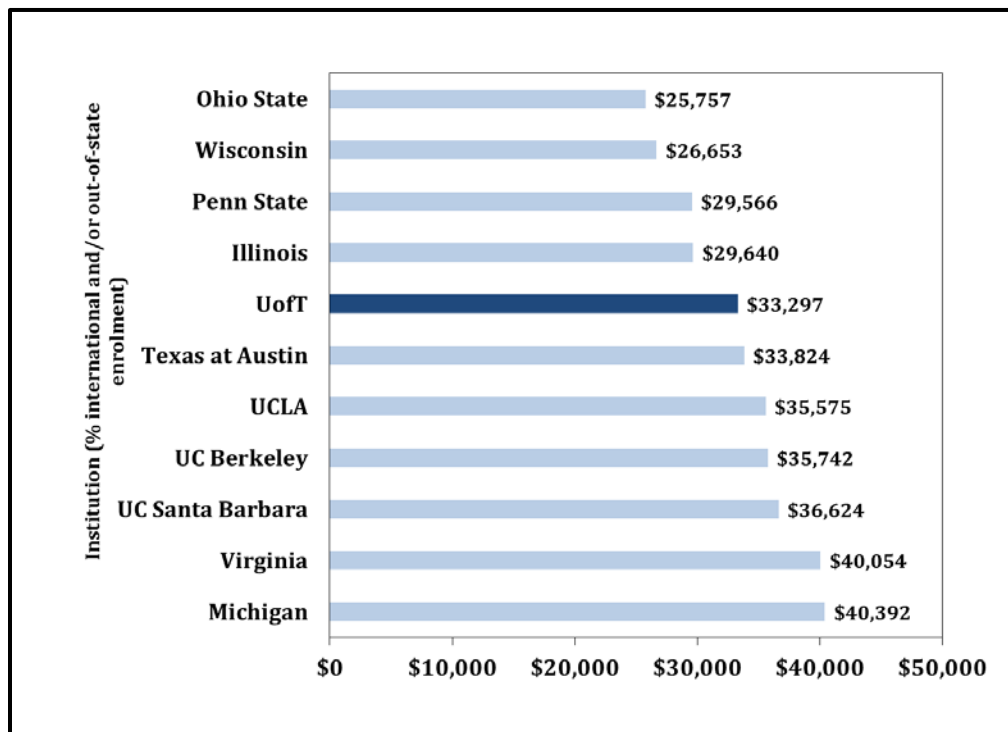
competitive environments for new students. These fees will be brought forward for Governing Council approval next year. They are included in this report to provide potential applicants with information regarding proposed tuition fee levels.

International tuition fee comparisons

The University’s 2013-14 international tuition (plus incidental fees) for undergraduate Arts and Science, Commerce, and Applied Science and Engineering were the highest amongst our Canadian U15 peers; however demand from international students continued to increase in strength. International fees for Law and Medicine (MD) were also higher than the medians of our U15 peers.

International tuition fees at the University of Toronto remain competitive with American peer institutions as most programs’ 2013-14 fees were within the top fifteen of the AAU public universities. This is appropriate given the University of Toronto’s place in the international rankings. A comparison of the Arts and Science undergraduate tuition is a useful example. Arts and Science international undergraduate tuition (plus incidental fees) at the University of Toronto (\$33,297) was the highest amongst its U15 peers. Tuition plus fees for undergraduate out-of-state Arts and Science students for the AAU public universities in the United States ranged last year from \$19,805 to \$40,392 US, with a mean of \$29,055. Private institutions’ fees remain considerably higher at \$38,900 to \$47,700. Applications from international students across all programs remain very strong, and in fact are increasing each year. Figure 3 displays some AAU comparators.

Figure 3: International tuition fee for Arts & Science at the University of Toronto, relative to some AAU peers, for 2013-14.



Fee Level Commitment

The University's Tuition Fee Policy (Appendix A1) states that in establishing the tuition fee schedule, a commitment should be made to each student upon entry as to the level of fees to be charged over the normal course of the full-time program of study. From 1998-99 to 2011-12, the University of Toronto made a commitment to students in its fee schedules guaranteeing that, unless otherwise noted, no student continuing in a program will be subjected to a fee increase of more than 5% per year. For students entering as of 2012-13 onwards, the commitment was revised to be no more than 5.69% per year. This revision was made in response to the introduction of the International Student Recovery charge related to municipal taxes (see section above). The commitment will last for the normal length of the full-time program of study. For students in the doctoral stream, the commitment is in effect for two years for Master's students and for four years for PhD students. For students who participate in a Professional Experience Year or in co-op programs as part of their undergraduate program, the normal length of full-time study increases by one year. For undergraduate students entering the University via an International Foundation Program, the normal length of study also increases by one year. The normal length of a program will be determined each year and posted on the University's website.

The Government's new Tuition Framework for the period 2013-14 to 2016-17 limits tuition increases for domestic students who are continuing in their programs to 3% for undergraduate Arts & Science, Music, Kinesiology, Architecture, Education, Nursing, Radiation Science, Physician Assistant and Transitional Year Programme. It limits increases to 4% for students entering prior to 2013-14 in professional programs and to 5% for students entering in professional programs in 2013-14 and beyond. The University will adhere to the new Framework and tuition fee increases for continuing full-time domestic students will follow the above-noted caps.

Partial Fees

Many students at the University of Toronto are charged partial fees based on the tuition fee for full-time study. The following formulas guide the derivation of partial fees:

1. Part-time fees for graduate programs are set at 30% of the full-time annual fee, with the exception of the Post-Masters Nurse Practitioner Diploma program, the Nursing diploma in Anaesthesia, and the Masters of Engineering Advanced Design & Manufacturing Institute (ADMI) program.
2. The Post-Masters Nurse Practitioner Diploma program is only offered on a part-time basis over 20 consecutive months. Domestic students entering the program in 2014-15 will be charged \$7,860 in the first year, and a projected 5% increase to \$7,860 in second year. International students will be charged \$14,030 in first year and a projected 5% increase to \$13,400 in second year.
3. The MEng ADMI course fee for domestic students will remain unchanged at \$2,700 for 2014-15. All the partner universities of the ADMI program (McMaster, Queens, Toronto, Western) charge the same course fee. The course fee is periodically reviewed, and was last increased by 8% in 2011-12. The ADMI program does not have international students.
4. In programs for which tuition fees are levied on a course-by-course basis, the course tuition fee is the tuition fee for the program divided by the normal course load for full-time study.
5. Part-time fees for undergraduate programs are equal to the full-time fees pro-rated on a per course basis relative to full-time course load.
6. When computing a partial fee, the respective fee for full-time study is the tuition fee for either domestic or international students, depending on the status of the student.
7. Because of the minimum costs incurred for registration in any program, no tuition fee in 2014-15, after refunds in the case of full withdrawal from the University, shall be less than \$249.

Appendix A1: Tuition Fee Policy

The University of Toronto's tuition fee policy should reflect its mission as an internationally significant, public research university with undergraduate, graduate and professional programs of excellent quality. Such a goal assumes an appropriate level of funding which, for a public university, means principal support from the Provincial and Federal Governments, and from endowment funds as well as tuition fees. It also assumes the existence of programs of student aid to maintain the accessibility of the University to students of varying financial means. The effect of this policy should be neutral with regard to enrolment levels, which will be determined from time to time through the University's planning processes. Our tuition fee policy has five elements:

1. Advocacy. In making the case for public policies strongly supportive of an accessible public system of university education, the University will continue to advocate ongoing and substantial public investment in the university sector.

2. Fee Revenue. The University of Toronto will continue to be a public university, for which ongoing and substantial support from government will always be essential. The basic principle of the tuition policy is that public funding should be supplemented as can be demonstrated to be necessary to offer students an educational experience of a quality that ranks with that of the finest public research universities in the world.

3. Fee Differentiation. The University should continue to move toward a more differentiated structure of fees across programs. In setting fees for each particular program, the following factors will be taken into account:

- Fees should take into account the plans and aspirations of each academic division, and the level of resources necessary to achieve high program quality.
- Program costs should be taken into account in setting fees.
- Fees should be set at a level that is competitive with programs of similar quality in institutions with which we compete or expect to compete for students.
- Fee levels should be relatively higher in programs for which the future income prospects of graduates are relatively higher.
- Fee levels should reflect a justifiable balance across public and private sources of revenue per student.

- Fee policy should allow for intentional, disproportionate public subsidies and intra-university cross-subsidies, where a case for cross-subsidization can be made.

In bringing forward the tuition fee schedule each time, the administration shall provide an explanation taking account of the above factors.

4. Fee Level Commitment. The tuition fee schedule will include a commitment to be made to each student upon entry as to the level of fees to be charged over the normal course of the full-time program of study.

5. Monitoring. In presenting the annual Report on Enrolment, the Vice-President and Provost shall include commentary regarding the effects, if any, of changes in tuition fees upon changes in enrolment.

March 25, 1998

Appendix A2: Statement of Commitment Regarding International Students

Preamble

International students are an essential feature of the University of Toronto's participation in international scholarship. They contribute to the international character of the University's research, and provide opportunities for the international exchange of knowledge through its teaching programs. The presence of outstanding students from all parts of the world in the University's undergraduate and graduate, professional, and research programs, helps to achieve the excellence the University seeks to assure for all its activities. On the University's campuses international students also make an important and positive contribution to the cultural life of the community and create lasting relationships of benefit to individuals as well as to the institution and the country generally. And finally, by enrolling international students, the University of Toronto, as an internationally significant university, has an opportunity to share its educational resources with other countries whose institutions are still evolving.

In light of these considerations, the Governing Council has adopted the Statement of Commitment Regarding International Students that commits the University to enrolling a broad mix of international students in its programs, and that articulates the basic principles that will guide their admission to the University, arrangements for their financial support, right of access to academic courses and programs, and the provision of services to address their particular needs.

This Statement of Commitment applies to University of Toronto students in university degree, diploma and certificate programs who are not Canadian citizens, permanent residents, or convention refugees.

Statement of Principles

1. Within the Framework of divisional academic plans, the University of Toronto welcomes international students into all of its programs.
2. The admission of international students will be consistent with the Policies and Principles for Admission to the University of Toronto approved by the Governing Council in 1991.
3. The University will broaden and strengthen its recruiting efforts abroad.
4. Once admitted to the University, international students will have access to the same range of courses and support services on the same basis as other students.

Financial Support

1. International students who are admitted and enrolled may encounter financial emergencies and the University will provide financial assistance as needed and where possible.
2. The University will develop a program of international admission scholarships using its own resources and support from external sources to be awarded on the basis of exceptional academic merit and financial need.
3. The Report of the Vice-Provost, Students on Student Financial Support, submitted annually to governance for information, will include data on the support provided to international students.

Appendix B

TABLE B1: TUITION FEE SCHEDULE FOR DOMESTIC STUDENTS, 2014-15

	2013-14	2014-15
APPLIED SCIENCE & ENGINEERING - UNDERGRADUATE		
Bachelors, Entered 2011	\$11,792	\$12,260
Bachelors, Entered 2012	\$12,246	\$12,730
Bachelors, Entered 2013	\$12,363	\$12,980
Bachelors, Entering 2014	NA	\$12,980
Undergraduate Specials (AE NDEGP)	\$10,934	\$11,370
Undergraduate Specials (AE NDEG)	\$12,363	\$12,980
Combined Skoll BASc/MBA	SEE TABLE B3	
APPLIED SCIENCE & ENGINEERING - PROFESSIONAL MASTERS		
M.Eng., Entered 2013	\$11,673	\$12,250
M.Eng., Entering 2014	NA	\$12,250
M.Eng. Full-Time Extended, Entered 2013	\$5,934	\$5,934
M.Eng. Full-Time Extended, Entering 2014	NA	\$6,227
M.Eng., Advanced Design & Manufacturing Institute (ADMI) Course Fee	\$2,700	\$2,700
Master of Health Science (Clinical Biomedical Engineering), Entered 2013	\$10,823	\$11,360
Master of Health Science (Clinical Biomedical Engineering), Entering 2014	NA	\$11,360
ARCHITECTURE, LANDSCAPE, and DESIGN - UNDERGRADUATE		
HBA, Architectural Studies, Entered 2011 (Transfers from Arts & Science)	\$5,838	\$6,010
HBA, Architectural Studies, Entered 2012	\$5,865	\$6,040
HBA, Architectural Studies, Entered 2013	\$5,865	\$6,040
HBA, Architectural Studies, Entering 2014	NA	\$6,040
HBA, Visual Studies, Entered 2011 (Transfers from Arts & Science)	\$5,838	\$6,010
HBA, Visual Studies, Entered 2012 (Transfers from Arts & Science)	\$5,865	\$6,040
HBA, Visual Studies, Entered 2013 (Transfers from Arts & Science)	\$5,865	\$6,040
HBA, Visual Studies, Entering 2014	NA	\$6,040
ARCHITECTURE, LANDSCAPE, and DESIGN - PROFESSIONAL MASTERS		
M. Arch., Entered 2011	\$9,491	\$9,870
M. Arch., Entered 2012	\$9,856	\$10,250
M. Arch., Entered 2013	\$9,950	\$10,440
M. Arch., Entering 2014	NA	\$10,440
M.L.A., Entered 2012	\$9,856	\$10,250
M.L.A., Entered 2013	\$9,950	\$10,440
M.L.A., Entering 2014	NA	\$10,440
M.U.D, Entered 2013	\$9,950	\$10,440
M.U.D, Entering 2014	NA	\$10,440
Master of Visual Studies, Entered 2013	\$7,446	\$7,740
Master of Visual Studies, Entering 2014	NA	\$7,740
ARTS & SCIENCE UNDERGRADUATE incl. UTM & UTSC		
Bachelors, Entered 2011	\$5,838	\$6,010
Bachelors, Entered 2012	\$5,865	\$6,040
Bachelors, Entered 2013	\$5,865	\$6,040
Bachelors, Entering 2014	NA	\$6,040
Bachelors - Computer Science or Bioinformatics	SEE TABLE B2	
Bachelors - Communication, Culture & Information Technology	SEE TABLE B2	
Bachelors - Visual Studies UTM - Visual Culture and Communication	SEE TABLE B2	
Bachelors - Interactive Digital Media (with Information)	SEE TABLE B2	
Bachelors - Commerce/Business Administration	SEE TABLE B2	
Bachelors - Management UTM	SEE TABLE B2	
Bachelors - UTSC - Joint Programs with Centennial, Entered 2011	\$5,838	\$6,010
Bachelors - UTSC - Joint Programs with Centennial, Entered 2012	\$5,865	\$6,040
Bachelors - UTSC - Joint Programs with Centennial, Entered 2013	\$5,865	\$6,040
Bachelors - UTSC - Joint Programs with Centennial, Entering 2014	NA	\$6,040
Concurrent Teacher Education Program (CTEP)	SEE TABLE B3	
Woodsworth Certificates, Entered 2013	\$5,865	\$6,040
Woodsworth Certificates, Entering 2014	NA	\$6,040

Appendix B

TABLE B1: TUITION FEE SCHEDULE FOR DOMESTIC STUDENTS, 2014-15

	2013-14	2014-15
ARTS & SCIENCE ST. GEORGE PROFESSIONAL MASTERS		
MScPlanning, Entered 2013	\$8,800	\$9,240
MScPlanning, Entering 2014	NA	\$9,240
MUDS, Entered 2013	\$8,800	\$9,240
MUDS, Entering 2014	NA	\$9,240
MFE, Entered 2013	\$26,596	\$27,920
MFE, Entering 2014	NA	\$27,920
MPP-2 Year Program, Entered 2013	\$15,427	\$16,190
MPP-2 Year Program, Entering 2014	NA	\$16,190
MIRHR (Two-Year), Entered 2013	\$9,306	\$9,770
MIRHR (Two-Year), Entering 2014	NA	\$9,770
MIRHR (12-month Advanced Standing Option)	\$13,961	\$14,650
MGA, Entered 2013	\$18,370	\$19,280
MGA, Entering 2014	NA	\$19,280
MScAC (Applied Computing), Entered 2013	\$9,797	\$10,280
MScAC (Applied Computing), Entering 2014	NA	\$10,280
MA / PhD Combined Programs	SEE TABLE B3	
UTSC PROFESSIONAL MASTERS		
Masters in Environmental Science, Entered 2012	\$10,628	\$11,050
Masters in Environmental Science, Entered 2013	\$10,731	\$11,260
Masters in Environmental Science, Entering 2014	NA	\$11,260
UTM PROFESSIONAL MASTERS		
Diploma in Investigative and Forensic Accounting (DIFA), Entered 2013	\$13,996	\$14,410
Diploma in Investigative and Forensic Accounting (DIFA), Entering 2014	NA	\$14,410
MMPA, Entered 2012	\$30,194	\$31,090
MMPA, Entered 2013	\$30,194	\$31,090
MMPA, Entering 2014	NA	\$31,090
M. Biotechnology, Entered 2013	\$15,465	\$16,230
M. Biotechnology, Entering 2014	NA	\$16,230
MScBMC, Entered 2013	\$10,422	\$10,940
MScBMC, Entering 2014	NA	\$10,940
Master of Management of Innovation, Entered 2013	\$26,923	\$28,260
Master of Management of Innovation, Entering 2014	NA	\$28,260
Master of Sustainability Management, Entering 2014	NA	\$15,750
DENTISTRY - UNDERGRADUATE		
DDS, Entered 2011	\$30,808	\$32,040
DDS, Entered 2012	\$31,993	\$33,270
DDS, Entered 2013	\$32,301	\$33,910
DDS, Entering 2014	NA	\$33,910
DENTISTRY - GRADUATE		
PhD with Specialty Training		
Dental Public Health Entered 2010	\$7,841	\$7,841
Dental Public Health Entered 2011	\$8,143	\$8,143
Dental Public Health Entered 2012	\$8,456	\$8,456
Dental Public Health Entered 2013	\$8,456	\$8,456
Dental Public Health Entering 2014	NA	\$8,456
Other Non-MOH Funded Entered 2009 ****	\$13,929	\$13,929
Other Non-MOH Funded Entered 2010 ****	\$14,283	\$14,283
Other Non-MOH Funded Entered 2011 ****	\$14,832	\$14,832
Other Non-MOH Funded Entered 2012 ****	\$15,402	\$15,402
Other Non-MOH Funded Entered 2013 ****	\$15,402	\$15,402
Other Non-MOH Funded Entering 2014 ****	NA	\$15,402
MOH Funded Entered 2012	\$4,601	\$4,601
MOH Funded Entered 2013	\$4,601	\$4,601
MOH Funded Entering 2014	NA	\$4,601

Appendix B

TABLE B1: TUITION FEE SCHEDULE FOR DOMESTIC STUDENTS, 2014-15

	2013-14	2014-15
DENTISTRY - GRADUATE - continued		
M.Sc with Specialty Training - Non-MOH Funded		
Dental Public Health Entered 2013 *	\$10,036	\$10,530
Dental Public Health Entering 2014 *	NA	\$10,530
Oral and Maxillofacial Surgery Entered 2011 ***	\$25,041	\$26,040
Oral and Maxillofacial Surgery Entered 2012 ***	\$26,004	\$27,040
Oral and Maxillofacial Surgery Entered 2013 ***	\$26,254	\$27,560
Oral and Maxillofacial Surgery Entering 2014 ***	NA	\$27,560
Oral Pathology and Oral Medicine Entered 2011 ***	\$25,041	\$26,040
Oral Pathology and Oral Medicine Entered 2012 ***	\$26,004	\$27,040
Oral Pathology and Oral Medicine Entered 2013 ***	\$26,254	\$27,560
Oral Pathology and Oral Medicine Entering 2014 ***	NA	\$27,560
Other Non-MOH Funded Entered 2012 **	\$24,005	\$24,960
Other Non-MOH Funded Entered 2013 **	\$24,236	\$25,440
Other Non-MOH Funded Entering 2014 **	NA	\$25,440
M.Sc with Specialty Training - MOH Funded		
Oral and Maxillofacial Surgery Entered 2011 ***	\$2,264	\$2,350
Oral and Maxillofacial Surgery Entered 2012 ***	\$2,351	\$2,440
Oral and Maxillofacial Surgery Entered 2013 ***	\$2,374	\$2,490
Oral and Maxillofacial Surgery Entering 2014 ***	NA	\$2,490
Oral Medicine and Oral Pathology Entered 2011 ***	\$2,264	\$2,350
Oral Medicine and Oral Pathology Entered 2012 ***	\$2,351	\$2,440
Oral Medicine and Oral Pathology Entered 2013 ***	\$2,374	\$2,490
Oral Medicine and Oral Pathology Entering 2014 ***	NA	\$2,490
Oral Pathology Entered 2012 **	\$2,982	\$3,100
Oral Pathology Entered 2013 **	\$3,011	\$3,160
Oral Pathology Entering 2014 **	NA	\$3,160
Oral Medicine Entered 2012 **	\$2,982	\$3,100
Oral Medicine Entered 2013 **	\$3,011	\$3,160
Oral Medicine Entering 2014 **	NA	\$3,160
FORESTRY - PROFESSIONAL MASTERS		
MFC, Entered 2013	\$8,639	\$9,070
MFC, Entering 2014	NA	\$9,070
MFC Full-time Extended, Entered 2013	\$5,269	\$5,269
MFC Full-time Extended, Entering 2014	NA	\$5,532
INFORMATION - UNDERGRADUATE		
Bachelors - Interactive Digital Media (with UTM)	SEE TABLE B2	
INFORMATION - PROFESSIONAL MASTERS		
MI, Entered 2013	\$9,147	\$9,147
MI, Entering 2014	NA	\$9,510
Museum Studies, Entered 2013	\$9,217	\$9,580
Museum Studies, Entering 2014	NA	\$9,580
Diploma of Advanced Study in Info. Studies, Entered 2013	\$9,147	\$9,510
Diploma of Advanced Study in Info. Studies, Entering 2014	NA	\$9,510
JD/MI Combined Program	SEE TABLE B3	
Concurrent MI/MMST	SEE TABLE B3	
LAW - UNDERGRADUATE		
JD, Entered 2012	\$28,516	\$29,650
JD, Entered 2013	\$28,791	\$30,230
JD, Entering 2014	NA	\$30,230
JD Combined Programs	SEE TABLE B3	

Appendix B

TABLE B1: TUITION FEE SCHEDULE FOR DOMESTIC STUDENTS, 2014-15

	2013-14	2014-15
LAW - GRADUATE		
LLM, Entered 2013	\$8,108	\$8,510
LLM, Entering 2014	NA	\$8,510
GPLLM, Entered 2013	\$29,257	\$30,710
GPLLM, Entering 2014	NA	\$30,710
MSL	\$8,108	\$8,510
SJD, Entered 2011	\$7,160	\$7,115
SJD, Entered 2012	\$7,160	\$7,115
SJD, Entered 2013	\$7,160	\$7,115
SJD, Entering 2014	NA	\$7,115
MANAGEMENT - PROFESSIONAL MASTERS		
MBA, 2-Year, Entered 2013	\$42,908	\$44,624
MBA, 2-Year, Entering 2014	NA	\$44,834
MBA, 3-Year, Entered 2012	\$28,055	\$28,055
MBA, 3-Year, Entered 2013	\$29,177	\$29,177
MBA, 3-Year, Entering 2014	NA	\$30,487
MF, 20-month, Entered 2013	\$40,465	\$42,083
MF, 20-month, Entering 2014	NA	\$42,293
MBA Combined Programs	SEE TABLE B3	
MEDICINE - UNDERGRADUATE		
Doctor of Medicine, Entered 2011	\$20,132	\$20,930
Doctor of Medicine, Entered 2012	\$20,132	\$20,930
Doctor of Medicine, Entered 2013	\$20,132	\$21,130
Doctor of Medicine, Entering 2014	NA	\$21,130
Doctor of Medicine Special Students	\$6,630	\$6,820
Bachelor of Health Sciences (Physician Assistant Education), Entered 2013	\$10,994	\$11,320
Bachelor of Health Sciences (Physician Assistant Education), Entering 2014	NA	\$11,320
Bachelors, Radiation Sciences, Entered 2012	\$6,630	\$6,820
Bachelors, Radiation Sciences, Entered 2013	\$6,630	\$6,820
Bachelors, Radiation Sciences, Entering 2014	NA	\$6,820
DALLA LANA - PROFESSIONAL MASTERS		
Master of Health Science in Public Health Sciences (phasing-out)	\$9,217	\$9,670
Master of Public Health, Entered 2013	\$9,217	\$9,580
Master of Public Health, Entering 2014	NA	\$9,580
MScCH, Entered 2013	\$9,217	\$9,580
MScCH, Entering 2014	NA	\$9,580
MEDICINE - GRADUATE		
Health Science Graduate Diplomas	\$9,217	\$9,670
MSc, Occupational Therapy and Physical Therapy, Entered 2013	\$9,217	\$9,670
MSc, Occupational Therapy and Physical Therapy, Entering 2014	NA	\$9,670
MSc, OT/PT, Advanced Standing Program, Entered 2013	\$9,217	\$9,670
MSc, OT/PT, Advanced Standing Program, Entering 2014	NA	\$9,670
Master of Health Science excluding Biomedical Engineering, Entered 2013	\$9,217	\$9,670
Master of Health Science excluding Biomedical Engineering, Entering 2014	NA	\$9,670
Master of Health Science in Medical Radiation Sciences, 3-Year, Entered 2012	\$6,026	\$6,026
Master of Health Science in Medical Radiation Sciences, 3-Year, Entered 2013	\$6,267	\$6,267
Master of Health Science in Medical Radiation Sciences, 3-Year, Entering 2014	NA	\$6,606
Master of Health Informatics, Entered 2013	\$9,217	\$9,670
Master of Health Informatics, Entering 2014	NA	\$9,670
MD/PhD Combined Program	SEE TABLE B3	
MHSc Combined Programs	SEE TABLE B3	

Appendix B

TABLE B1: TUITION FEE SCHEDULE FOR DOMESTIC STUDENTS, 2014-15

	2013-14	2014-15
MUSIC - UNDERGRADUATE		
Undergraduate, Entered 2011	\$5,838	\$6,010
Undergraduate, Entered 2012	\$5,865	\$6,040
Undergraduate, Entered 2013	\$5,865	\$6,040
Undergraduate, Entering 2014	NA	\$6,040
Concurrent Teacher Education Program (CTEP)	SEE TABLE B3	
Diploma in Operatic Performance, Entered 2012	\$8,296	\$8,540
Diploma in Operatic Performance, Entered 2013	\$8,296	\$8,540
Diploma in Operatic Performance, Entering 2014	NA	\$8,540
Advanced Certificate in Performance, Entered 2013	\$8,296	\$8,540
Advanced Certificate in Performance, Entering 2014	NA	\$8,540
MUSIC - GRADUATE		
Mus.M., Entered 2013	\$9,034	\$9,480
Mus.M., Entering 2014	NA	\$9,480
DMA, Entered 2011	\$8,661	\$9,000
DMA, Entered 2012	\$8,661	\$9,000
DMA, Entered 2013	\$8,744	\$9,180
DMA, Entering 2014	NA	\$9,180
NURSING - UNDERGRADUATE		
BScN, Entered 2013	\$7,871	\$8,100
BScN, Entering 2014	NA	\$8,100
NURSING - GRADUATE PROFESSIONAL		
MN, Entered 2013	\$10,629	\$11,160
MN, Entering 2014	NA	\$11,160
Post-Masters Nurse Practitioner Diploma Program (Part-time), Entered 2013	\$7,489	\$7,860
Post-Masters Nurse Practitioner Diploma Program (Part-time), Entering 2014	NA	\$7,860
Diploma in Anaesthesia	\$15,278	\$16,040
MHSc/MN Combined Program	SEE TABLE B3	
Concurrent Diploma in Anaesthesia/MN	SEE TABLE B3	
OISE/UT - UNDERGRADUATE		
Bachelor of Education; Technical & Vocational Diplomas or Certificates	\$6,506	\$6,700
Concurrent Teacher Education Program (CTEP)	SEE TABLE B3	
OISE/UT - GRADUATE		
Master of Teaching in Elementary and Secondary Education, Entered 2013	\$9,217	\$9,580
Master of Teaching in Elementary and Secondary Education, Entering 2014	NA	\$9,580
MA in Child Study, Entered 2013	\$9,217	\$9,580
MA in Child Study, Entering 2014	NA	\$9,580
M.Ed., Entered 2013	\$9,217	\$9,580
M.Ed., Entering 2014	NA	\$9,580
Ed.D., Entered 2011	\$8,375	\$8,375
Ed.D., Entered 2012	\$8,375	\$8,375
Ed.D., Entered 2013	\$8,375	\$8,375
Ed.D., Entering 2014	NA	\$8,375
PHARMACY - UNDERGRADUATE		
PharmD, Entered 2011	\$15,016	\$15,610
PharmD, Entered 2012	\$15,593	\$16,210
PharmD, Entered 2013	\$15,743	\$16,530
PharmD, Entering 2014	NA	\$16,530
Post-Baccalaureate PharmD Full-time program (phasing-out)	\$38,339	\$40,250
Post-Baccalaureate PharmD Part-time program (phasing-out), Course Fee	\$3,419.42	\$3,556.20
Pharmacy Bridging Program (Winter 2015 start), Part-time Course Fee, Entering	NA	\$2,361.42
BScPhm/PharmD Combined Program	SEE TABLE B3	
PharmD/MBA Combined Program	SEE TABLE B3	

Appendix B

TABLE B1: TUITION FEE SCHEDULE FOR DOMESTIC STUDENTS, 2014-15

	2013-14	2014-15
KINESIOLOGY AND PHYSICAL EDUCATION - UNDERGRADUATE		
BPHE & BKIN, Entered 2011	\$5,838	\$6,010
BPHE & BKIN, Entered 2012	\$5,865	\$6,040
BPHE & BKIN, Entered 2013	\$5,865	\$6,040
BPHE & BKIN, Entering 2014	NA	\$6,040
Concurrent Teacher Education Program (CTEP)	SEE TABLE B3	
SGS		
SGS Doctoral Stream, Entered 2011	\$7,160	\$7,115
SGS Doctoral Stream, Entered 2012	\$7,160	\$7,115
SGS Doctoral Stream, Entered 2013	\$7,160	\$7,115
SGS Doctoral Stream, Entering 2014	NA	\$7,115
SOCIAL WORK - PROFESSIONAL MASTERS		
MSW, Entered 2013	\$8,394	\$8,720
MSW, Entering 2014	NA	\$8,720
Diploma in Social Service Administration (DSSA), Entered 2013	\$7,446	\$7,740
Diploma in Social Service Administration (DSSA), Entering 2014	NA	\$7,740
MSW Combined Programs	SEE TABLE B3	
TRANSITIONAL YEAR PROGRAM - UNDERGRADUATE		
Regular	\$4,985	\$5,130
Extended, Entered 2013	\$2,491	\$2,560
Extended, Entering 2014	NA	\$2,560
General Notes:		
1)	Tuition fee increases for full-time domestic students continuing in program are limited to maximum 3%, 4% or 5% for the normal length of a full-time program as per the limits in the new Tuition Framework. The normal length of program is two to five years. Students who exceed the normal length of their program will be charged the same tuition as students in the final year of that program.	
2)	Tuition fee rates for each year noted above are effective May 1st. For example, the tuition fees for 2014-15 commence in the Summer 2014 session.	
3)	Domestic tuition fees for new programs subject to Ministry review and approval.	
Graduate Dentistry-Specific Notes:		
*	After minimum registration, in Year 3 & onwards students are subject to prevailing SGS doctoral stream tuition fee.	
**	After minimum registration, in Year 4 & onwards students are subject to prevailing SGS doctoral stream tuition fee.	
***	After minimum registration, in Year 5 & onwards students are subject to prevailing SGS doctoral stream tuition fee.	
****	After minimum registration, in Year 7 & onwards students are subject to prevailing SGS doctoral stream tuition fee.	

Appendix B

TABLE B2: TUITION FEE SCHEDULE FOR DOMESTIC STUDENTS IN PROGRAMS WITH HIGHER FEES IN UPPER YEARS

Notes	Cohort	Program Fees - Domestic	2013-14	2014-15	2015-16
8	2011	Bachelors - Computer Science or Bioinformatics	\$9,873	\$10,260	NA
7	2012	Bachelors - Computer Science or Bioinformatics	\$9,968	\$10,460	\$10,930
1	2013	Bachelors - Computer Science or Bioinformatics	\$5,865	\$10,460	\$10,930
2	2014	Bachelors - Computer Science or Bioinformatics	NA	\$6,040	\$10,980
8	2011	Bachelors - Visual Studies UTM - Visual Culture and Communication	\$9,873	\$10,260	NA
7	2012	Bachelors - Visual Studies UTM - Visual Culture and Communication	\$9,968	\$10,460	\$10,930
1	2013	Bachelors - Visual Studies UTM - Visual Culture and Communication	\$5,865	\$10,460	\$10,930
2	2014	Bachelors - Visual Studies UTM - Visual Culture and Communication	NA	\$6,040	\$10,980
8	2011	Bachelors - Communication, Culture & Information Technology	\$9,873	\$10,260	NA
7	2012	Bachelors - Communication, Culture & Information Technology	\$9,968	\$10,460	\$10,930
1	2013	Bachelors - Communication, Culture & Information Technology	\$5,865	\$10,460	\$10,930
2	2014	Bachelors - Communication, Culture & Information Technology	NA	\$6,040	\$10,980
8	2011	Bachelors - Interactive Digital Media	\$9,873	\$10,260	NA
7	2012	Bachelors - Interactive Digital Media	\$9,968	\$10,460	\$10,930
1	2013	Bachelors - Interactive Digital Media	\$5,865	\$10,460	\$10,930
2	2014	Bachelors - Interactive Digital Media	NA	\$6,040	\$10,980
8	2011	Bachelors - Commerce/Business Administration	\$13,731	\$14,280	NA
7	2012	Bachelors - Commerce/Business Administration	\$13,863	\$14,550	\$15,200
3	2013	Bachelors - Commerce/Business Administration	\$5,865	\$14,550	\$15,200
4	2014	Bachelors - Commerce/Business Administration	NA	\$6,040	\$15,270
8	2011	Bachelors - Management UTM	\$10,986	\$11,420	NA
7	2012	Bachelors - Management UTM	\$11,092	\$11,640	\$12,160
5	2013	Bachelors - Management UTM	\$5,865	\$11,640	\$12,160
6	2014	Bachelors - Management UTM	NA	\$6,040	\$12,220

Students entering these programs pay a general Arts & Science tuition fee in Year 1. They begin to pay a specialized program fee in Year 2. Tuition fee rates for each year noted above are effective May 1st. For example, the tuition fees for 2014-15 commence in the Summer 2014 session.

1)	For the 2013 Cohort, the Year 2 tuition fee for the CSC, Bioinformatics, Visual Studies UTM, CCIT & Interactive Digital Media programs in 14-15 will be \$10,460, which represents a 5% increase over the 13-14 Year 2 fee of \$9,968.
2)	For the 2014 Cohort, the Year 2 tuition fee for the CSC, Bioinformatics, Visual Studies UTM, CCIT & Interactive Digital Media programs in 15-16 will be \$10,980, which represents a 5% increase over the 14-15 Yr 2 fee of \$10,460.
3)	For the 2013 Cohort, the Year 2 tuition fee for the Commerce/BBA programs in 14-15 will be \$14,550, which represents a 5% increase over the 13-14 Year 2 fee of \$13,863.
4)	For the 2014 Cohort, the Year 2 tuition fee for the Commerce/BBA programs in 15-16 will be \$15,270, which represents a 5% increase over the 14-15 Year 2 fee of \$14,550.
5)	For the 2013 Cohort, the Year 2 tuition fee for the Management UTM program in 14-15 will be \$11,640, which represents a 5% increase over the 13-14 Year 2 fee of \$11,092.
6)	For the 2014 Cohort, the Year 2 tuition fee for the Management UTM program in 15-16 will be \$12,220, which represents a 5% increase over the 14-15 Year 2 fee of \$11,640.
7)	2012 Cohorts: Tuition fees for students who entered Year 2 of the above programs in 13-14 will increase by 5% in 14-15 and 4.5% in 15-16 relative to the previous year which comply with the Tuition Framework's maximum 5% limit.
8)	2011 Cohorts: Tuition fees for students who entered Year 2 of the above programs prior to 13-14 will increase by 4% relative to the previous year which comply with the Tuition Framework's maximum 4% limit.

TABLE B3: TUITION FEE SCHEDULE FOR DOMESTIC STUDENTS IN COMBINED AND CONCURRENT PROGRAMS, 2014-15

Notes		2013-14	2014-15	Applicable Fee
	COMBINED PROGRAMS:			
	Skoll BAsc/MBA, Entered 2008	\$42,908	\$44,624	MBA
	Skoll BAsc/MBA, Entered 2009	\$10,934	\$44,834	MBA
	Skoll BAsc/MBA, Entered 2010	PEY fees	\$11,800	APSC
	Skoll BAsc/MBA, Entered 2011	\$11,792	PEY fees	PEY
	Skoll BAsc/MBA, Entered 2012	\$12,246	\$12,730	APSC
	Skoll BAsc/MBA, Entered 2013	\$12,363	\$12,980	APSC
	Skoll BAsc/MBA, Entering 2014	NA	\$12,980	APSC
4	BSc Environmental Science (UTSC)/MEng, Entered 2013	\$5,865	\$6,040	BSc
4	BSc Environmental Science (UTSC)/MEng, Entering 2014	NA	\$6,040	BSc
	BScPhm/PharmD (phasing-out)	\$38,339	\$40,250	Post-Bacc PharmD
3	PharmD/MBA, Entered 2013	\$15,743	\$16,530	PharmD
3	PharmD/MBA, Entering 2014	NA	\$16,530	PharmD
	JD/MA Criminology, Entered 2012	\$28,516	\$29,650	JD
	JD/MA Criminology, Entered 2013	\$28,791	\$30,230	JD
	JD/MA Criminology, Entering 2014	NA	\$30,230	JD
	JD/MA Economics, Entered 2012	\$28,516	\$29,650	JD
	JD/MA Economics, Entered 2013	\$28,791	\$30,230	JD
	JD/MA Economics, Entering 2014	NA	\$30,230	JD
	JD/MA English, Entered 2012	\$28,516	\$29,650	JD
	JD/MA English, Entered 2013	\$28,791	\$30,230	JD
	JD/MA English, Entering 2014	NA	\$30,230	JD
	JD/MA European, Russian and Eurasian Studies, Entered 2011	\$28,516	\$29,650	JD
	JD/MA European, Russian and Eurasian Studies, Entered 2012	\$7,160	\$30,230	JD
	JD/MA European, Russian and Eurasian Studies, Entered 2013	\$28,791	\$7,115	SGS
	JD/MA European, Russian and Eurasian Studies, Entering 2014	NA	\$30,230	JD
	JD/MBA, Entered 2011	\$42,908	\$44,624	MBA
	JD/MBA, Entered 2012	\$42,908	\$44,624	MBA
	JD/MBA, Entered 2013	\$28,791	\$44,834	MBA
	JD/MBA, Entering 2014	NA	\$30,230	JD
	JD/MGA, Entered 2011	\$28,516	\$29,650	JD
	JD/MGA, Entered 2012	\$18,370	\$30,230	JD
	JD/MGA, Entered 2013	\$28,791	\$19,280	MGA
	JD/MGA, Entering 2014	NA	\$30,230	JD

TABLE B3: TUITION FEE SCHEDULE FOR DOMESTIC STUDENTS IN COMBINED AND CONCURRENT PROGRAMS, 2014-15

Notes		2013-14	2014-15	Applicable Fee
	COMBINED PROGRAMS - continued			
	JD/MI Pathway One, Entered 2011	\$28,516	\$29,650	JD
	JD/MI Pathway One, Entered 2012	\$28,791	\$30,230	JD
	JD/MI Pathway One, Entered 2013	\$9,147	\$30,230	JD
	JD/MI Pathway One, Entering 2014	NA	\$9,510	MI
	JD/MI Pathway Two, Entered 2011	\$28,516	\$29,650	JD
	JD/MI Pathway Two, Entered 2012	\$9,147	\$30,230	JD
	JD/MI Pathway Two, Entered 2013	\$28,791	\$9,510	MI
	JD/MI Pathway Two, Entering 2014	NA	\$30,230	JD
	JD/MPP, Entered 2011	\$15,427	\$29,650	JD
	JD/MPP, Entered 2012	\$15,427	\$30,230	JD
	JD/MPP, Entered 2013	\$28,791	\$16,190	MPP
	JD/MPP, Entering 2014	NA	\$30,230	JD
	JD/MSW, Entered 2011	\$27,460	\$28,550	JD
	JD/MSW, Entered 2012	\$8,394	\$29,650	JD
5	JD/MSW, Entered 2013	\$28,791	\$8,720	MSW
5	JD/MSW, Entering 2014	NA	\$30,230	JD
	MGA/MBA, Entered 2012	\$42,908	\$44,624	MBA
	MGA/MBA, Entered 2013	\$18,370	\$44,834	MBA
	MGA/MBA, Entering 2014	NA	\$19,280	MGA
6	MHSc/MN, Entered 2012	\$9,217	\$9,580	MHSc
	MHSc/MN, Entered 2013	\$10,629	\$9,670	MHSc
	MHSc/MN, Entering 2014	NA	\$11,160	MN
6	MHSc/MSW 2.5-Year Program, Entered 2012	\$9,217	\$9,580	MHSc
	MHSc/MSW 2.5-Year Program, Entered 2013	\$9,217	\$9,670	MHSc
	MHSc/MSW 2.5-Year Program, Entering 2014	NA	\$9,670	MHSc
6	MHSc/MSW 3-Year Program, Entered 2012	\$9,217	\$9,580	MHSc
	MHSc/MSW 3-Year Program, Entered 2013	\$8,394	\$9,670	MHSc
	MHSc/MSW 3-Year Program, Entering 2014	NA	\$8,720	MSW
	JD/PhD Economics, Entered 2011	\$7,160	\$28,550	JD
	JD/PhD Economics, Entered 2012	\$7,160	\$7,115	SGS
5	JD/PhD Economics, Entered 2013	\$28,791	\$7,115	SGS
5	JD/PhD Economics, Entering 2014	NA	\$30,230	JD
	JD/PhD Philosophy, Entered 2011	\$7,160	\$7,115	SGS
	JD/PhD Philosophy, Entered 2012	\$28,516	\$7,115	SGS
	JD/PhD Philosophy, Entered 2013	\$28,791	\$30,230	JD
	JD/PhD Philosophy, Entering 2014	NA	\$30,230	JD

**TABLE B3: TUITION FEE SCHEDULE FOR DOMESTIC STUDENTS IN COMBINED AND
CONCURRENT PROGRAMS, 2014-15**

Notes		2013-14	2014-15	Applicable Fee
	COMBINED PROGRAMS - continued			
	JD/PhD Political Science, Entered 2008	\$7,160	\$7,115	SGS
	JD/PhD Political Science, Entered 2009	\$7,160	\$7,115	SGS
	JD/PhD Political Science, Entered 2010	\$27,460	\$7,115	SGS
	JD/PhD Political Science, Entered 2011	\$28,516	\$28,550	JD
	JD/PhD Political Science, Entered 2012	\$7,160	\$29,650	JD
5	JD/PhD Political Science, Entered 2013	\$28,791	\$7,115	SGS
5	JD/PhD Political Science, Entering 2014	NA	\$30,230	JD
	MD/PhD, Entered 2007	\$11,374	\$11,374	MD/PhD
	MD/PhD, Entered 2008	\$11,660	\$11,660	MD/PhD
	MD/PhD, Entered 2009	\$12,127	\$12,127	MD/PhD
	MD/PhD, Entered 2010	\$12,523	\$12,523	MD/PhD
	MD/PhD, Entered 2011	\$12,932	\$12,932	MD/PhD
	MD/PhD, Entered 2012	\$13,353	\$13,353	MD/PhD
	MD/PhD, Entered 2013	\$13,646	\$13,646	MD/PhD
	MD/PhD, Entering 2014	NA	\$14,120	MD/PhD
	CONCURRENT PROGRAMS:			
	Concurrent Teacher Education Program (CTEP), Entered 2010	\$6,062	\$6,240	CTEP
	Concurrent Teacher Education Program (CTEP), Entered 2011	\$6,092	\$6,270	CTEP
	Concurrent Teacher Education Program (CTEP), Entered 2012	\$6,121	\$6,300	CTEP
	Concurrent Teacher Education Program (CTEP), Entered 2013	\$6,121	\$6,300	CTEP
	Diploma in Anaesthesia/MN, (Winter diploma), Entered 2013	NA	\$16,040	PT DIPLOMA
	Diploma in Anaesthesia/MN, (Fall/Winter MN), Entered 2013	\$10,629	\$11,160	FT MN
	Diploma in Anaesthesia/MN, Entered 2014	NA	\$11,160	MN
	MI/MMST Pathway One, Entered 2012 (Part-time MMST)	NA	\$2,874	PT MMST
	MI/MMST Pathway One, Entered 2012 (Full-time MI)	\$9,147	\$9,147	FT MI
	MI/MMST Pathway One, Entered 2013	\$9,217	\$9,580	MMST
	MI/MMST Pathway One, Entering 2014	NA	\$9,510	MI
	MI/MMST Pathway Two, Entered 2012 (Part-time MMST)	NA	\$2,874	PT MMST
	MI/MMST Pathway Two, Entered 2012 (Full-time MI)	\$9,147	\$9,147	FT MI
	MI/MMST Pathway Two, Entered 2013	\$9,217	\$9,510	MI
	MI/MMST Pathway Two, Entering 2014	NA	\$9,580	MMST

**TABLE B3: TUITION FEE SCHEDULE FOR DOMESTIC STUDENTS IN COMBINED AND
CONCURRENT PROGRAMS, 2014-15**

Notes		2013-14	2014-15	Applicable Fee
General Notes:				
1)	Tuition fee increases for full-time domestic students continuing in program are limited to maximum 3%, 4%, or 5% for the normal length of a full-time program as per the limits in the new Tuition Framework. The normal length of program is two to six years. Students who exceed the normal length of their program will be charged the same tuition as students in the final year of that program.			
2)	Tuition fee rates for each year noted above are effective May 1st. For example, the tuition fees for 2014-15 commence in the Summer 2014 session.			
3)	PharmD/MBA students will be selected and pursue a modified Year 3 PharmD curriculum to be followed by Years 4 & 5 MBA curriculum. In the first three years of the five years, students will pay the PharmD tuition fees.			
4)	Students will apply to the combined BSc/MEng program during the Fall term of the third year of the BSc program. In the first four years of the five years, students will pay the BSc tuition fees.			
5)	Effective with the 2013 cohorts, JD/MSW and JD/PhD students will pay the Year 2 and Year 3 fees listed in the current year such that they will be aligned with all the other JD combined programs.			
6)	2012 cohort fee increases limited to 4% to comply with the revised Tuition Framework.			

Appendix C

TABLE C1: TUITION FEE SCHEDULE FOR INTERNATIONAL STUDENTS, 2014-15 and 2015-16

	2013-14	2014-15	2015-16
APPLIED SCIENCE & ENGINEERING - UNDERGRADUATE			
Bachelors, Entered 2011	\$32,033	\$33,630	NA
Bachelors, Entered 2012	\$33,634	\$35,320	\$37,090
Bachelors, Entered 2013	\$35,982	\$37,780	\$39,670
Bachelors, Entering 2014	NA	\$39,580	\$41,560
Bachelors, Entering 2015	NA	NA	\$43,540
Undergraduate Specials (AE NDEGP)	\$30,578	\$33,630	\$37,090
Undergraduate Specials (AE NDEG)	\$35,982	\$39,580	\$43,540
APPLIED SCIENCE & ENGINEERING - PROFESSIONAL MASTERS			
M.Eng., Entered 2013	\$35,982	\$37,780	NA
M.Eng., Entering 2014	NA	\$39,580	\$41,560
M.Eng., Entering 2015	NA	NA	\$43,540
M.Eng. Full-Time Extended, Entered 2013	\$18,291	\$18,291	\$18,291
M.Eng. Full-Time Extended, Entering 2014	NA	\$20,120	\$20,120
M.Eng. Full-Time Extended, Entering 2015	NA	NA	\$22,133
Master of Health Science (Clinical Biomedical Engineering), Entered 2013	\$30,654	\$32,190	NA
Master of Health Science (Clinical Biomedical Engineering), Entering 2014	NA	\$33,720	\$35,410
Master of Health Science (Clinical Biomedical Engineering), Entering 2015	NA	NA	\$37,090
ARCHITECTURE, LANDSCAPE, and DESIGN - UNDERGRADUATE			
HBA, Architectural Studies, Entered 2011 (Transfers from Arts & Science)	\$28,473	\$29,900	NA
HBA, Architectural Studies, Entered 2012	\$29,904	\$31,400	\$32,970
HBA, Architectural Studies, Entered 2013	\$32,075	\$33,680	\$35,360
HBA, Architectural Studies, Entering 2014	NA	\$35,280	\$37,040
HBA, Architectural Studies, Entering 2015	NA	NA	\$38,810
HBA, Visual Studies, Entered 2011 (Transfers from Arts & Science)	\$28,473	\$29,900	NA
HBA, Visual Studies, Entered 2012 (Transfers from Arts & Science)	\$29,904	\$31,400	\$32,970
HBA, Visual Studies, Entered 2013 (Transfers from Arts & Science)	\$32,075	\$33,680	\$35,360
HBA, Visual Studies, Entering 2014	NA	\$35,280	\$37,040
HBA, Visual Studies, Entering 2015	NA	NA	\$38,810
ARCHITECTURE, LANDSCAPE, and DESIGN - PROFESSIONAL MASTERS			
M. Arch., Entered 2011	\$29,188	\$30,650	NA
M. Arch., Entered 2012	\$30,652	\$32,180	\$33,790
M. Arch., Entered 2013	\$32,858	\$34,500	\$36,230
M. Arch., Entering 2014	NA	\$36,140	\$37,950
M. Arch., Entering 2015	NA	NA	\$39,750
M.L.A., Entered 2012	\$30,652	\$32,180	NA
M.L.A., Entered 2013	\$32,858	\$34,500	\$36,230
M.L.A., Entering 2014	NA	\$36,140	\$37,950
M.L.A., Entering 2015	NA	NA	\$39,750
M.U.D, Entered 2013	\$32,858	\$34,500	NA
M.U.D, Entering 2014	NA	\$36,140	\$37,950
M.U.D, Entering 2015	NA	NA	\$39,750
Master of Visual Studies, Entered 2013	\$24,464	\$25,690	NA
Master of Visual Studies, Entering 2014	NA	\$26,910	\$28,260
Master of Visual Studies, Entering 2015	NA	NA	\$29,600

Appendix C

TABLE C1: TUITION FEE SCHEDULE FOR INTERNATIONAL STUDENTS, 2014-15 and 2015-16

	2013-14	2014-15	2015-16
ARTS & SCIENCE UNDERGRADUATE incl. UTM & UTSC			
Bachelors, Entered 2011	\$28,473	\$29,900	NA
Bachelors, Entered 2012	\$29,904	\$31,400	\$32,970
Bachelors, Entered 2013	\$32,075	\$33,680	\$35,360
Bachelors, Entering 2014	NA	\$35,280	\$37,040
Bachelors, Entering 2015	NA	NA	\$38,810
Bachelors - Computer Science or Bioinformatics	SEE TABLE C2		
Bachelors - Communication, Culture & Information Technology	SEE TABLE C2		
Bachelors - Visual Studies UTM - Visual Culture and Communication	SEE TABLE C2		
Bachelors - Interactive Digital Media (with Information)	SEE TABLE C2		
Bachelors - Commerce/Business Administration	SEE TABLE C2		
Bachelors - Management UTM	SEE TABLE C2		
Bachelors - UTSC - Joint Programs with Centennial, Entered 2011	\$28,473	\$29,900	NA
Bachelors - UTSC - Joint Programs with Centennial, Entered 2012	\$29,904	\$31,400	\$32,970
Bachelors - UTSC - Joint Programs with Centennial, Entered 2013	\$32,075	\$33,680	\$35,360
Bachelors - UTSC - Joint Programs with Centennial, Entering 2014	NA	\$35,280	\$37,040
Bachelors - UTSC - Joint Programs with Centennial, Entering 2015	NA	NA	\$38,810
Woodsworth Certificates	\$32,075	\$35,280	\$38,810
Concurrent Teacher Education Program (CTEP)	SEE TABLE C3		
ARTS & SCIENCE ST. GEORGE PROFESSIONAL MASTERS			
MScPlanning, Entered 2013	\$24,464	\$25,690	NA
MScPlanning, Entering 2014	NA	\$25,690	\$26,970
MScPlanning, Entering 2015	NA	NA	\$26,970
MUDS, Entered 2013	\$24,464	\$25,690	NA
MUDS, Entering 2014	NA	\$25,690	\$26,970
MUDS, Entering 2015	NA	NA	\$26,970
MFE, Entered 2013	\$37,231	\$39,090	NA
MFE, Entering 2014	NA	\$39,090	\$41,040
MFE, Entering 2015	NA	NA	\$41,040
MPP-2 Year Program, Entered 2013	\$30,976	\$32,520	NA
MPP-2 Year Program, Entering 2014	NA	\$32,520	\$34,150
MPP-2 Year Program, Entering 2015	NA	NA	\$34,150
MIRHR (Two-Year), Entered 2013	\$27,419	\$28,790	NA
MIRHR (Two-Year), Entering 2014	NA	\$28,790	\$30,230
MIRHR (Two-Year), Entering 2015	NA	NA	\$30,230
MIRHR (12-month Advanced Standing Option)	\$40,717	\$42,750	\$44,890
MGA, Entered 2013	\$29,766	\$31,250	NA
MGA, Entering 2014	NA	\$31,250	\$32,810
MGA, Entering 2015	NA	NA	\$32,810
MScAC (Applied Computing), Entered 2013	\$21,662	\$22,750	NA
MScAC (Applied Computing), Entering 2014	NA	\$22,750	\$23,890
MScAC (Applied Computing), Entering 2015	NA	NA	\$23,890
UTSC PROFESSIONAL MASTERS			
Masters in Environmental Science, Entered 2012	\$29,904	\$31,400	NA
Masters in Environmental Science, Entered 2013	\$32,075	\$33,680	\$35,360
Masters in Environmental Science, Entering 2014	NA	\$35,280	\$37,040
Masters in Environmental Science, Entering 2015	NA	NA	\$37,040

Appendix C

TABLE C1: TUITION FEE SCHEDULE FOR INTERNATIONAL STUDENTS, 2014-15 and 2015-16

	2013-14	2014-15	2015-16
UTM PROFESSIONAL MASTERS			
Diploma in Investigative and Forensic Accounting (DIFA), Entered 2012	\$15,386	\$16,160	NA
Diploma in Investigative and Forensic Accounting (DIFA), Entered 2013	\$16,574	\$17,400	\$18,270
Diploma in Investigative and Forensic Accounting (DIFA), Entering 2014	NA	\$17,900	\$18,800
Diploma in Investigative and Forensic Accounting (DIFA), Entering 2015	NA	NA	\$19,330
MMPA, Entered 2012	\$38,677	\$40,610	NA
MMPA, Entered 2013	\$40,530	\$42,560	\$44,690
MMPA, Entering 2014	NA	\$43,770	\$45,960
MMPA, Entering 2015	NA	NA	\$45,960
M. Biotechnology, Entered 2013	\$30,591	\$32,120	NA
M. Biotechnology, Entering 2014	NA	\$33,040	\$34,690
M. Biotechnology, Entering 2015	NA	NA	\$35,680
MScBMC, Entered 2013	\$27,284	\$28,650	NA
MScBMC, Entering 2014	NA	\$28,650	\$30,080
MScBMC, Entering 2015	NA	NA	\$30,080
Master of Management of Innovation, Entered 2013	\$40,256	\$41,870	NA
Master of Management of Innovation, Entering 2014	NA	\$41,870	\$43,960
Master of Management of Innovation, Entering 2015	NA	NA	\$45,220
Master of Sustainability Management, Entering 2014	NA	\$25,190	\$26,450
Master of Sustainability Management, Entering 2015	NA	NA	\$26,450
DENTISTRY - UNDERGRADUATE			
DDS, Entered 2011	\$61,646	\$64,730	NA
DDS, Entered 2012	\$61,721	\$64,810	\$68,050
DDS, Entered 2013	\$62,471	\$65,590	\$68,870
DDS, Entering 2014	NA	\$65,590	\$68,870
DDS, Entering 2015	NA	NA	\$68,870
DENTISTRY - GRADUATE			
PhD with Specialty Training			
Dental Public Health Entered 2010	\$19,211	\$20,170	NA
Dental Public Health Entered 2011	\$19,211	\$20,170	\$21,180
Dental Public Health Entered 2012	\$19,211	\$20,170	\$21,180
Dental Public Health Entered 2013	\$19,211	\$20,170	\$21,180
Dental Public Health Entering 2014	NA	\$20,170	\$21,180
Dental Public Health Entering 2015	NA	NA	\$21,180
Other Non-MOH Funded Entered 2009 ****	\$32,369	\$33,990	\$35,690
Other Non-MOH Funded Entered 2010 ****	\$32,369	\$33,990	\$35,690
Other Non-MOH Funded Entered 2011 ****	\$32,369	\$33,990	\$35,690
Other Non-MOH Funded Entered 2012 ****	\$32,369	\$33,990	\$35,690
Other Non-MOH Funded Entered 2013 ****	\$32,369	\$33,990	\$35,690
Other Non-MOH Funded Entering 2014 ****	NA	\$33,990	\$35,690
Other Non-MOH Funded Entering 2015 ****	NA	NA	\$35,690
M.Sc with Specialty Training - Non-MOH Funded			
Dental Public Health Entered 2013 *	\$22,259	\$23,370	NA
Dental Public Health Entering 2014 *	NA	\$23,370	\$24,540
Dental Public Health Entering 2015 *	NA	NA	\$24,540
Oral and Maxillofacial Surgery Entered 2011 ***	\$50,666	\$53,200	NA
Oral and Maxillofacial Surgery Entered 2012 ***	\$50,741	\$53,280	\$55,940
Oral and Maxillofacial Surgery Entered 2013 ***	\$51,491	\$54,070	\$56,770
Oral and Maxillofacial Surgery Entering 2014 ***	NA	\$54,070	\$56,770
Oral and Maxillofacial Surgery Entering 2015 ***	NA	NA	\$56,770

Appendix C

TABLE C1: TUITION FEE SCHEDULE FOR INTERNATIONAL STUDENTS, 2014-15 and 2015-16

	2013-14	2014-15	2015-16
DENTISTRY - GRADUATE - continued			
M.Sc with Specialty Training - Non-MOH Funded - continued			
Oral Pathology and Oral Medicine Entered 2012 ***	\$50,741	\$53,280	NA
Oral Pathology and Oral Medicine Entered 2013 ***	\$51,491	\$54,070	\$56,770
Oral Pathology and Oral Medicine Entering 2014 ***	NA	\$54,070	\$56,770
Oral Pathology and Oral Medicine Entering 2015 ***	NA	NA	\$56,770
Other Non-MOH Funded Entered 2012 **	\$47,081	\$49,440	NA
Other Non-MOH Funded Entered 2013 **	\$47,831	\$50,220	\$52,730
Other Non-MOH Funded Entering 2014 **	NA	\$50,220	\$52,730
Other Non-MOH Funded Entering 2015 **	NA	NA	\$52,730
FORESTRY - PROFESSIONAL MASTERS			
MFC, Entered 2013	\$27,419	\$27,419	NA
MFC, Entering 2014	NA	\$27,419	\$28,790
MFC, Entering 2015	NA	NA	\$28,790
MFC Full-time Extended, Entered 2013	\$16,725	\$16,725	\$16,725
MFC Full-time Extended, Entering 2014	NA	\$16,725	\$16,725
MFC Full-time Extended, Entering 2015	NA	NA	\$17,562
INFORMATION - UNDERGRADUATE			
Bachelors - Interactive Digital Media (with UTM)	SEE TABLE C2		
INFORMATION - PROFESSIONAL MASTERS			
MI, Entered 2013	\$27,419	\$28,790	NA
MI, Entering 2014	NA	\$28,790	\$30,230
MI, Entering 2015	NA	NA	\$30,230
Museum Studies, Entered 2013	\$25,612	\$26,890	NA
Museum Studies, Entering 2014	NA	\$27,150	\$28,510
Museum Studies, Entering 2015	NA	NA	\$28,780
Diploma of Advanced Study in Info. Studies, Entered 2013	\$27,419	\$28,790	NA
Diploma of Advanced Study in Info. Studies, Entering 2014	NA	\$28,790	\$30,230
Diploma of Advanced Study in Info. Studies, Entering 2015	NA	NA	\$30,230
LAW - UNDERGRADUATE			
JD, Entered 2012	\$37,854	\$39,750	NA
JD, Entered 2013	\$38,604	\$40,530	\$42,560
JD, Entering 2014	NA	\$40,530	\$42,560
JD, Entering 2015	NA	NA	\$42,560
LAW - GRADUATE			
LLM, Entered 2013	\$27,419	\$28,790	NA
LLM, Entering 2014	NA	\$30,160	\$31,670
LLM, Entering 2015	NA	NA	\$33,180
GPLLM, Entered 2013	\$42,004	\$44,100	NA
GPLLM, Entering 2014	NA	\$46,200	\$48,510
GPLLM, Entering 2015	NA	NA	\$50,820
MSL	\$18,555	\$20,410	\$22,450
SJD, Entered 2011	\$17,730	\$18,620	NA
SJD, Entered 2012	\$17,730	\$18,620	\$19,550
SJD, Entered 2013	\$17,730	\$18,620	\$19,550
SJD, Entering 2014	NA	\$18,620	\$19,550
SJD, Entering 2015	NA	NA	\$19,550

Appendix C

TABLE C1: TUITION FEE SCHEDULE FOR INTERNATIONAL STUDENTS, 2014-15 and 2015-16

	2013-14	2014-15	2015-16
MANAGEMENT - PROFESSIONAL MASTERS			
MBA, 2-Year, Entered 2013	\$49,118	\$50,592	NA
MBA, 2-Year, Entering 2014	NA	\$51,293	\$53,345
MBA, 2-Year, Entering 2015	NA	NA	\$53,345
MBA, 3-Year, Entered 2012	\$32,839	\$32,839	NA
MBA, 3-Year, Entered 2013	\$33,237	\$33,237	\$33,237
MBA, 3-Year, Entering 2014	NA	\$34,879	\$34,879
MBA, 3-Year, Entering 2015	NA	NA	\$36,275
MF, 20-month, Entered 2013	\$48,863	\$49,960	NA
MF, 20-month, Entering 2014	NA	\$50,170	\$52,176
MF, 20-month, Entering 2015	NA	NA	\$52,176
MEDICINE - UNDERGRADUATE			
Doctor of Medicine, Entered 2011	\$59,098	\$62,050	NA
Doctor of Medicine, Entered 2012	\$59,173	\$62,130	\$65,240
Doctor of Medicine, Entered 2013	\$59,923	\$62,920	\$66,070
Doctor of Medicine, Entering 2014	NA	\$62,920	\$66,070
Doctor of Medicine, Entering 2015	NA	NA	\$66,070
Radiation Sciences, Entered 2012	\$24,509	\$25,730	NA
Radiation Sciences, Entered 2013	\$25,259	\$26,520	\$27,850
Radiation Sciences, Entering 2014	NA	\$26,520	\$27,850
Radiation Sciences, Entering 2015	NA	NA	\$27,850
DALLA LANA SCHOOL OF PUBLIC HEALTH - PROFESSIONAL MASTERS			
Master of Public Health, Entered 2013	\$24,464	\$25,690	NA
Master of Public Health, Entering 2014	NA	\$25,690	\$26,970
Master of Public Health, Entering 2015	NA	NA	\$26,970
MScCH, Entered 2013	\$24,464	\$25,690	NA
MScCH, Entering 2014	NA	\$25,690	\$26,970
MScCH, Entering 2015	NA	NA	\$26,970
MEDICINE - GRADUATE			
Health Science Graduate Diplomas	\$22,259	\$23,370	\$24,540
MSc, Occupational Therapy and Physical Therapy, Entered 2013	\$24,464	\$25,690	NA
MSc, Occupational Therapy and Physical Therapy, Entering 2014	NA	\$25,690	\$26,970
MSc, Occupational Therapy and Physical Therapy, Entering 2015	NA	NA	\$26,970
Master of Health Science excluding Biomedical Engineering, Entered 2013	\$24,464	\$25,690	NA
Master of Health Science excluding Biomedical Engineering, Entering 2014	NA	\$25,690	\$26,970
Master of Health Science excluding Biomedical Engineering, Entering 2015	NA	NA	\$26,970
Master of Health Science in Medical Radiation Sciences, 3-Year, Entered 2012	\$15,459	\$15,459	NA
Master of Health Science in Medical Radiation Sciences, 3-Year, Entered 2013	\$16,717	\$16,717	\$16,717
Master of Health Science in Medical Radiation Sciences, 3-Year, Entering 2014	NA	\$17,553	\$17,553
Master of Health Science in Medical Radiation Sciences, 3-Year, Entering 2015	NA	NA	\$18,430
Master of Health Informatics, Entered 2013	\$24,464	\$25,690	NA
Master of Health Informatics, Entering 2014	NA	\$25,690	\$26,970
Master of Health Informatics, Entering 2015	NA	NA	\$26,970
MD/PhD Combined Program	SEE TABLE C3		

Appendix C

TABLE C1: TUITION FEE SCHEDULE FOR INTERNATIONAL STUDENTS, 2014-15 and 2015-16

	2013-14	2014-15	2015-16
MUSIC - UNDERGRADUATE			
Undergraduate, Entered 2011	\$25,944	\$27,240	NA
Undergraduate, Entered 2012	\$26,019	\$27,320	\$28,690
Undergraduate, Entered 2013	\$26,769	\$28,110	\$29,520
Undergraduate, Entering 2014	NA	\$28,110	\$29,520
Undergraduate, Entering 2015	NA	NA	\$29,520
Concurrent Teacher Education Program (CTEP)	SEE TABLE C3		
Diploma in Operatic Performance, Entered 2012	\$26,019	\$27,320	NA
Diploma in Operatic Performance, Entered 2013	\$26,769	\$28,110	\$29,520
Diploma in Operatic Performance, Entering 2014	NA	\$28,110	\$29,520
Diploma in Operatic Performance, Entering 2015	NA	NA	\$29,520
Advanced Certificate in Performance, Entered 2013	\$26,769	\$28,110	NA
Advanced Certificate in Performance, Entering 2014	NA	\$28,110	\$29,520
Advanced Certificate in Performance, Entering 2015	NA	NA	\$29,520
MUSIC - GRADUATE			
Mus.M., Entered 2013	\$24,464	\$25,690	NA
Mus.M., Entering 2014	NA	\$25,690	\$26,970
Mus.M., Entering 2015	NA	NA	\$26,970
DMA, Entered 2011	\$17,730	\$18,620	NA
DMA, Entered 2012	\$17,730	\$18,620	\$19,550
DMA, Entered 2013	\$17,730	\$18,620	\$19,550
DMA, Entering 2014	NA	\$18,620	\$19,550
DMA, Entering 2015	NA	NA	\$19,550
NURSING - UNDERGRADUATE			
BScN, Entered 2013	\$32,075	\$33,680	NA
BScN, Entering 2014	NA	\$35,280	\$37,040
BScN, Entering 2015	NA	NA	\$38,810
NURSING - GRADUATE PROFESSIONAL			
MN, Entered 2013	\$32,075	\$33,680	NA
MN, Entered 2014	NA	\$35,280	\$37,040
MN, Entered 2015	NA	NA	\$38,810
Post-Masters Nurse Practitioner Diploma Program (Part-time), Entered 2013	\$12,759	\$13,400	NA
Post-Masters Nurse Practitioner Diploma Program (Part-time), Entering 2014	NA	\$14,030	\$14,730
Post-Masters Nurse Practitioner Diploma Program (Part-time), Entering 2015	NA	NA	\$15,430
Diploma in Anaesthesia	\$25,289	\$27,820	\$30,600
Concurrent Diploma in Anaesthesia/MN	SEE TABLE C3		
OISE/UT - UNDERGRADUATE			
Bachelor of Education; Technical & Vocational Diplomas or Certificates	\$32,075	\$35,280	\$38,810
Concurrent Teacher Education Program (CTEP)	SEE TABLE C3		
OISE/UT - GRADUATE			
Master of Teaching in Elementary and Secondary Education, Entered 2013	\$25,589	\$26,870	NA
Master of Teaching in Elementary and Secondary Education, Entering 2014	NA	\$28,150	\$29,560
Master of Teaching in Elementary and Secondary Education, Entering 2015	NA	NA	\$29,560
MA in Child Study, Entered 2013	\$25,589	\$26,870	NA
MA in Child Study, Entering 2014	NA	\$28,150	\$29,560
MA in Child Study, Entering 2015	NA	NA	\$29,560
M.Ed., Entered 2013	\$25,589	\$26,870	NA
M.Ed., Entering 2014	NA	\$28,150	\$29,560
M.Ed., Entering 2015	NA	NA	\$29,560

Appendix C

TABLE C1: TUITION FEE SCHEDULE FOR INTERNATIONAL STUDENTS, 2014-15 and 2015-16

	2013-14	2014-15	2015-16
OISE/UT - GRADUATE - continued			
Ed.D., Entered 2011	\$23,639	\$24,820	NA
Ed.D., Entered 2012	\$23,639	\$24,820	\$26,060
Ed.D., Entered 2013	\$24,764	\$26,000	\$27,300
Ed.D., Entering 2014	NA	\$27,240	\$28,600
Ed.D., Entering 2015	NA	NA	\$28,600
PHARMACY - UNDERGRADUATE			
PharmD, Entered 2011	\$29,550	\$31,030	NA
PharmD, Entered 2012	\$29,625	\$31,110	\$32,670
PharmD, Entered 2013	\$30,375	\$31,890	\$33,480
PharmD, Entering 2014	NA	\$31,890	\$33,480
PharmD, Entering 2015	NA	NA	\$33,480
Post-Baccalaureate PharmD Full-time program (phasing-out)	\$38,339	\$40,250	NA
Post-Baccalaureate PharmD Part-time program (phasing-out), Course Fee	\$3,419.42	\$3,556.20	NA
BScPhm/PharmD Combined Program	SEE TABLE C3		
KINESIOLOGY AND PHYSICAL EDUCATION - UNDERGRADUATE			
BPHE & BKIN, Entered 2011	\$25,944	\$27,240	NA
BPHE & BKIN, Entered 2012	\$26,019	\$27,320	\$28,690
BPHE & BKIN, Entered 2013	\$26,769	\$28,110	\$29,520
BPHE & BKIN, Entering 2014	NA	\$28,110	\$29,520
BPHE & BKIN, Entering 2015	NA	NA	\$29,520
Concurrent Teacher Education Program (CTEP)	SEE TABLE C3		
SGS			
SGS Doctoral Stream, Entered 2011	\$17,730	\$18,620	NA
SGS Doctoral Stream, Entered 2012	\$17,730	\$18,620	\$19,550
SGS Doctoral Stream, Entered 2013	\$17,730	\$18,620	\$19,550
SGS Doctoral Stream, Entering 2014	NA	\$18,620	\$19,550
SGS Doctoral Stream, Entering 2015	NA	NA	\$19,550
SOCIAL WORK - PROFESSIONAL MASTERS			
MSW, Entered 2013	\$24,464	\$25,690	NA
MSW, Entering 2014	NA	\$25,690	\$26,970
MSW, Entering 2015	NA	NA	\$26,970
Diploma in Social Service Administration (DSSA), Entered 2013	\$18,555	\$19,480	NA
Diploma in Social Service Administration (DSSA), Entering 2014	NA	\$19,480	\$20,450
Diploma in Social Service Administration (DSSA), Entering 2015	NA	NA	\$20,450

General Notes:

- 1) Tuition fee increases for full-time international students continuing in program are limited to maximum 5% in 2014-15 for the normal length of a full-time program. The normal length of program is two to five years. Students who exceed the normal length of their program will be charged the same tuition as students in the final year of that program.
- 2) Tuition fee rates for each year noted above are effective May 1st. For example, the tuition fees rates for 2014-15 commence in the Summer 2014 session.

Graduate Dentistry-Specific Notes:

- * After minimum registration, i.e. in Year 3 & onwards, students are subject to the SGS doctoral stream tuition fee.
- ** After minimum registration, i.e. in Year 4 & onwards, students are subject to the SGS doctoral stream tuition fee.
- *** After minimum registration, i.e. in Year 5 & onwards, students are subject to the SGS doctoral stream tuition fee.
- **** After minimum registration, i.e. in Year 7 & onwards, students are subject to the SGS doctoral stream tuition fee.

Appendix C

TABLE C2: TUITION FEE SCHEDULE FOR INTERNATIONAL STUDENTS IN PROGRAMS WITH HIGHER FEES IN UPPER YEARS

Notes	Cohort	Program Fees - International	2013-14	2014-15	2015-16
9	2011	Bachelors - Computer Science or Bioinformatics	\$29,187	\$30,650	NA
9	2012	Bachelors - Computer Science or Bioinformatics	\$31,402	\$32,970	\$34,620
1	2013	Bachelors - Computer Science or Bioinformatics	\$32,075	\$34,540	\$36,270
2	2014	Bachelors - Computer Science or Bioinformatics	NA	\$35,280	\$38,340
	2015	Bachelors - Computer Science or Bioinformatics	NA	NA	\$38,810
9	2011	Bachelors - Visual Studies UTM - Visual Culture and Communication	\$29,187	\$30,650	NA
9	2012	Bachelors - Visual Studies UTM - Visual Culture and Communication	\$31,402	\$32,970	\$34,620
1	2013	Bachelors - Visual Studies UTM - Visual Culture and Communication	\$32,075	\$34,540	\$36,270
2	2014	Bachelors - Visual Studies UTM - Visual Culture and Communication	NA	\$35,280	\$38,340
	2015	Bachelors - Visual Studies UTM - Visual Culture and Communication	NA	NA	\$38,810
9	2011	Bachelors - Communication, Culture & Information Technology	\$29,187	\$30,650	NA
9	2012	Bachelors - Communication, Culture & Information Technology	\$31,402	\$32,970	\$34,620
3	2013	Bachelors - Communication, Culture & Information Technology	\$32,075	\$34,540	\$36,270
4	2014	Bachelors - Communication, Culture & Information Technology	NA	\$35,280	\$38,340
	2015	Bachelors - Communication, Culture & Information Technology	NA	NA	\$38,810
9	2011	Bachelors - Interactive Digital Media	\$29,187	\$30,650	NA
9	2012	Bachelors - Interactive Digital Media	\$31,402	\$32,970	\$34,620
3	2013	Bachelors - Interactive Digital Media	\$32,075	\$34,540	\$36,270
4	2014	Bachelors - Interactive Digital Media	NA	\$35,280	\$38,340
	2015	Bachelors - Interactive Digital Media	NA	NA	\$38,810
9	2011	Bachelors - Commerce/Business Administration	\$32,154	\$33,760	NA
9	2012	Bachelors - Commerce/Business Administration	\$34,510	\$36,240	\$38,050
5	2013	Bachelors - Commerce/Business Administration	\$32,075	\$37,960	\$39,860
6	2014	Bachelors - Commerce/Business Administration	NA	\$35,280	\$42,140
	2015	Bachelors - Commerce/Business Administration	NA	NA	\$38,810
9	2011	Bachelors - Management UTM	\$29,187	\$30,650	NA
9	2012	Bachelors - Management UTM	\$31,402	\$32,970	\$34,620
7	2013	Bachelors - Management UTM	\$32,075	\$34,540	\$36,270
8	2014	Bachelors - Management UTM	NA	\$35,280	\$38,340
	2015	Bachelors - Management UTM	NA	NA	\$38,810

Students entering these programs pay a general Arts & Science tuition fee in Year 1. They begin to pay a specialized program fee in Year 2. Tuition fee rates for each year noted above are effective May 1st. For example, the tuition fees for 2014-15 commence in the Summer 2014 session.

- 1) For the 2013 Cohort, the Year 2 tuition fee for the Bioinformatics/Computer Science/Visual Studies UTM programs in 2014-15 will be \$34,540, which represents a 10% increase over the 2013-14 Yr 2 fee of \$31,402.
- 2) For the 2014 Cohort, the Year 2 tuition fee for the Bioinformatics/Computer Science/Visual Studies UTM programs in 2015-16 will be \$38,340, which represents an 11% increase over the 2014-15 Yr 2 fee of \$34,540.
- 3) For the 2013 Cohort, the Year 2 tuition fee for the CCIT/Interactive Digital Media programs in 2014-15 will be \$34,540, which represents a 10% increase over the 2013-14 Yr 2 fee of \$31,402.
- 4) For the 2014 Cohort, the Year 2 tuition fee for the CCIT/Interactive Digital Media programs in 2015-16 will be \$38,340, which represents an 11% increase over the 2014-15 Yr 2 fee of \$34,540.
- 5) For the 2013 Cohort, the Year 2 tuition fee for the Commerce/BBA programs in 2014-15 will be \$37,960, which represents a 10% increase over the 2013-14 Year 2 fee of \$34,510.
- 6) For the 2014 Cohort, the Year 2 tuition fee for the Commerce/BBA programs in 2015-16 will be \$42,140, which represents an 11% increase over the 2014-15 Year 2 fee of \$37,960.
- 7) For the 2013 Cohort, the Year 2 tuition fee for the Management (UTM) program in 2014-15 will be \$34,540, which represents a 10% increase over the 2013-14 Year 2 fee of \$31,402.
- 8) For the 2014 Cohort, the Year 2 tuition fee for the Management (UTM) program in 2015-16 will be \$38,340, which represents an 11% increase over the 2014-15 Year 2 fee of \$34,540.
- 9) For the 2011 and 2012 Cohorts, tuition fees will increase by 5% relative to the previous year.

Appendix C

TABLE C3: TUITION FEE SCHEDULE FOR INTERNATIONAL STUDENTS IN COMBINED AND CONCURRENT PROGRAMS, 2014-15 and 2015-16

	2013-14	2014-15	2015-16
COMBINED PROGRAMS:			
BScPhm/PharmD (phasing-out)	\$38,339	\$40,250	NA
Combined MD/PhD, Entered 2007	\$28,665	\$28,665	\$28,665
Combined MD/PhD, Entered 2008	\$30,098	\$30,098	\$30,098
Combined MD/PhD, Entered 2009	\$31,604	\$31,604	\$31,604
Combined MD/PhD, Entered 2010	\$33,184	\$33,184	\$33,184
Combined MD/PhD, Entered 2011	\$34,843	\$34,843	\$34,843
Combined MD/PhD, Entered 2012	\$36,585	\$36,585	\$36,585
Combined MD/PhD, Entered 2013	\$38,827	\$38,827	\$38,827
Combined MD/PhD, Entering 2014	NA	\$40,770	\$40,770
Combined MD/PhD, Entering 2015	NA	NA	\$42,810
CONCURRENT PROGRAMS:			
Concurrent Teaching Education Program (CTEP), Entered 2010	\$27,179	\$28,540	NA
Concurrent Teaching Education Program (CTEP), Entered 2011	\$28,473	\$29,900	\$31,400
Concurrent Teaching Education Program (CTEP), Entered 2012	\$29,904	\$31,400	\$32,970
Concurrent Teaching Education Program (CTEP), Entered 2013	\$32,075	\$33,680	\$35,360
Diploma in Anaesthesia/MN, Entered 2013 (Winter Diploma)	NA	\$27,820	NA
Diploma in Anaesthesia/MN, Entered 2013 (Fall/Winter MN)	\$32,075	\$33,680	NA
Diploma in Anaesthesia/MN, Entering 2014 (Winter Diploma)	NA	NA	\$30,600
Diploma in Anaesthesia/MN, Entering 2014 (Fall/Winter MN)	NA	\$35,280	\$37,040
Diploma in Anaesthesia/MN, Entering 2015 (Fall/Winter MN)	NA	NA	\$38,810

General Notes:

- 1) Most of the combined and concurrent programs do not currently have international students enrolled in them. In the event that they do in future, international tuition fees will be charged following the same practices as outlined in the domestic Schedule B3.
- 2) Tuition fee rates for each year noted above are effective May 1st. For example, the tuition fees for 2014-15 commence in the Summer 2014 session.