

A decorative graphic consisting of a grid of colored squares. The top row has one orange square. The second row has two squares: a blue one on the left and a purple one on the right. The third row has three squares: an orange one on the left, a grey one in the middle, and a green one on the right. The bottom row has four squares: an orange one on the left, a green one, a blue one, and an orange one on the right.

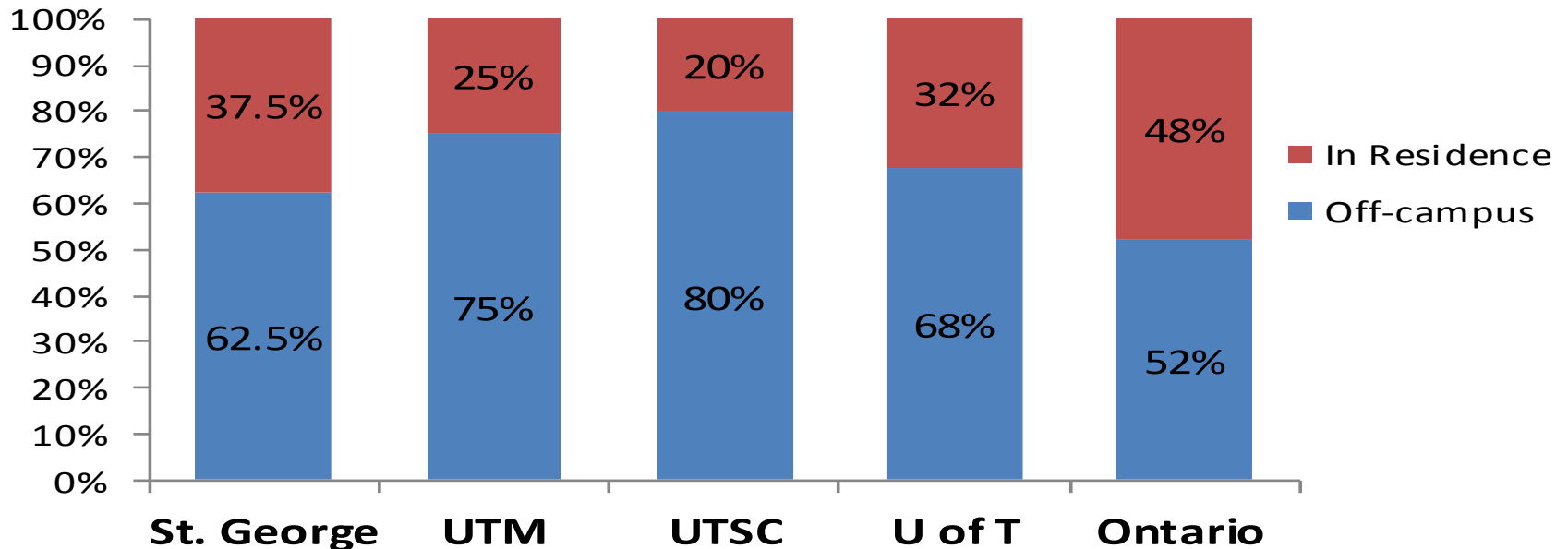
Residence @ U of T



UNIVERSITY OF
TORONTO

Where do students live?

First Year (Undergrad)



Source: National Survey of Student Engagement 2012

Residence Spaces.

St. George	
Chestnut Residence	1109
Graduate House	436
Innis College	329
New College	884
St. Michael's College (incl. Loretto)	649
Student Family Housing	721
Trinity College	448
University College	748
Victoria University	802
Woodsworth College	370
St. George Total	6496

UTM	
Family & Graduate Housing	229
Undergraduate Residence	1329
UTM Total	1558

UTSC	
UTSC Total	769

Total U of T Residences	8823
--------------------------------	-------------



UNIVERSITY OF
TORONTO

Residence Fees.

Residence	Rates*	Meal Plan	Double Rooms
Chestnut Residence	\$13,216 - \$16,899	Y	Y
Graduate House	\$682 - \$997/month	N	N
Innis College	\$7,630	N	N
Loretto College	\$10,710 - \$11,210	Y	Y
New College	\$10,088 - \$13,068	Y	Y
St. Michael's College	\$11,240 - \$12,559	Y	Y
Student Family Housing	\$680 - \$1,114/month	N	N
Trinity College	\$11,500 - \$12,000	Y	Y
University College	\$10,866 - \$11,487	Y	Y
Victoria University	\$10,276 - \$13,906	Y	Y
Woodsworth College	\$8,486	N	N
UTM - Graduate and Family	\$818 - \$859/month	N	N
UTM - Undergraduate	\$7,349 - \$8,166	Y	N
UTSC	\$5,168 - \$7,611	Y	Y

**Rates listed for 8-month academic year, unless otherwise noted*



UNIVERSITY OF
TORONTO

Undergraduate. Graduate.



UNIVERSITY OF
TORONTO

Traditional. Modern.



UNIVERSITY OF
TORONTO

Shared-Apartment. Dormitory.



UNIVERSITY OF
TORONTO

Family Housing.



UNIVERSITY OF
TORONTO



Residence Orientation.

- First-year orientation held at each residence in Sept
- Separate orientation for new and returning students
- Some colleges arrange for first year commuter students to billet with first-year residents during orientation week
- Most residences offer an orientation session for parents and family



Residence Life Programming.

- Living/Learning Communities
- Community service programs
- International student support: embedded advisors
- Embedded services: counselling, housing programs, etc.
- Extensive social, academic and life skills programs/events
- Committees and clubs e.g. environment, music, athletics, etc.



Family Housing Community Development.



UNIVERSITY OF
TORONTO

Peer Support.

Every residence offers peer support programming. Some unique programs include:

- Chestnut FYRST leadership and mentorship program
- UTM rezOne and Residence Peer Academic Leaders (rezPALs)
- UC mentorship program
- Loretto Big/Little Sister program



Applying for Residence.



- 40,000+ students used MyRes to apply for Sept 2013
- Eliminated:
 - 17,000+ steps in application process (students)
 - 11,000+ manual transactions (staff)
- Cost savings in staff time of approx. \$40,000/year



Applying for Residence.



DEMO VIDEO

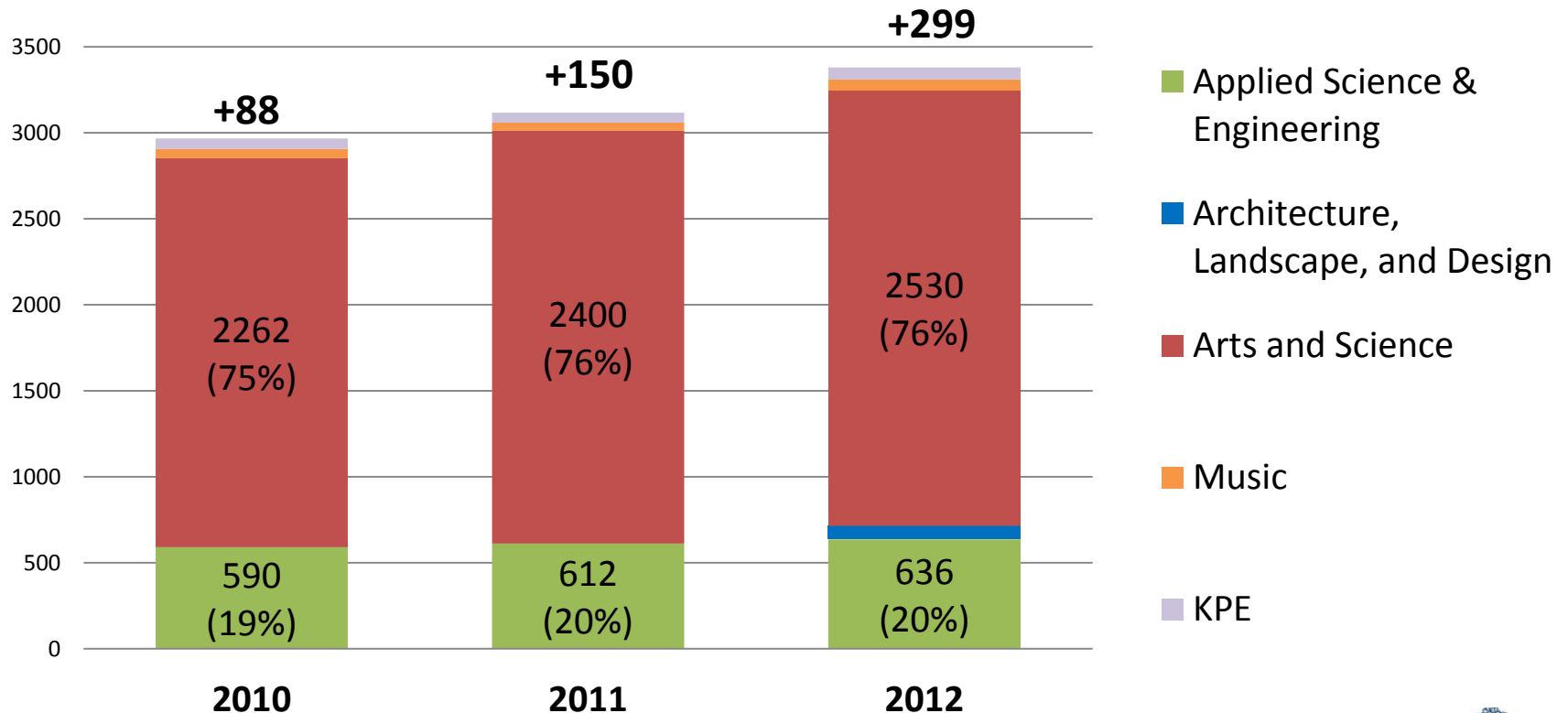


First Year Residence Guarantee.

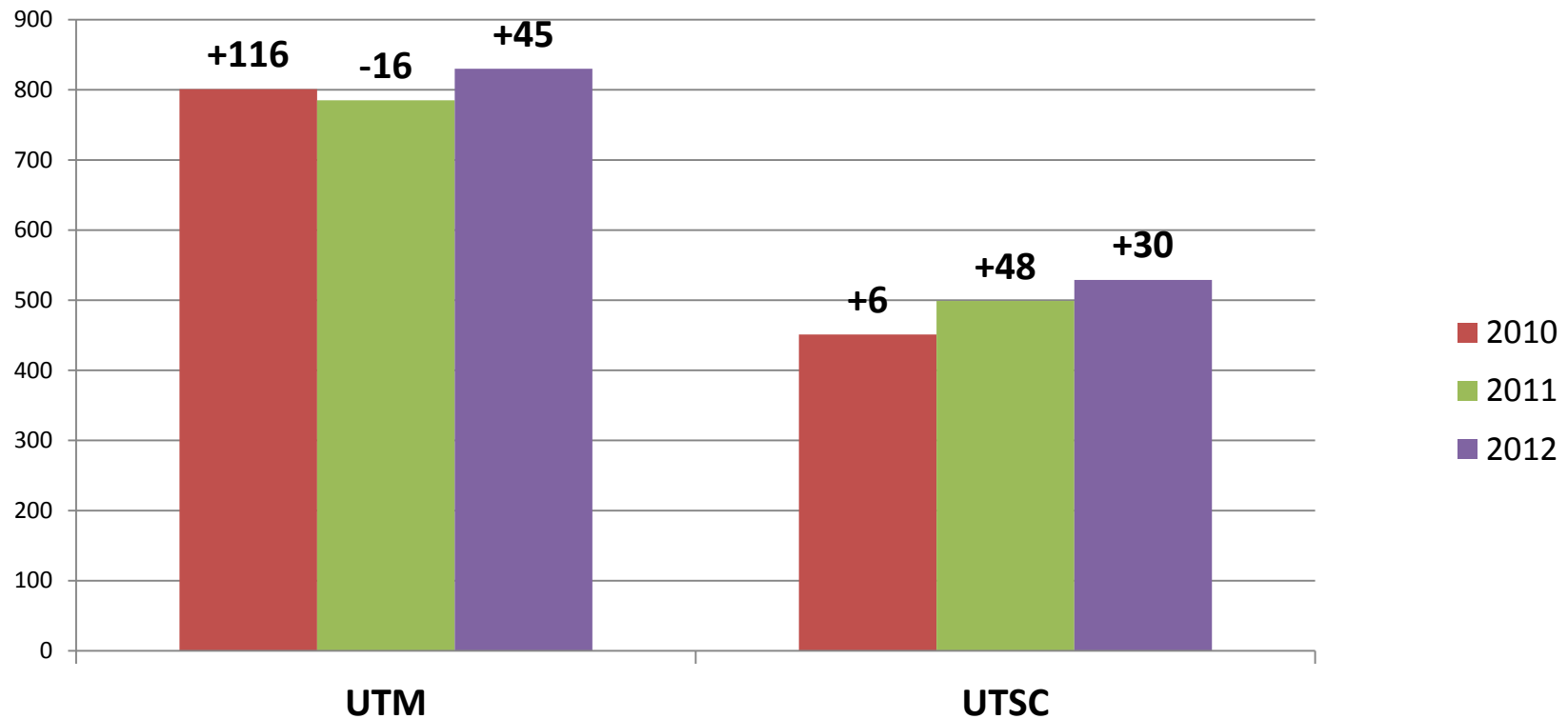
First year undergrad students are guaranteed a residence space provided they apply for residence by March 31st and have received and accepted an offer of admission by June 2nd.

UTM also offers a four-year guarantee for international students.

First-year Demand @ St. George.



First-year Demand @ UTM & UTSC.

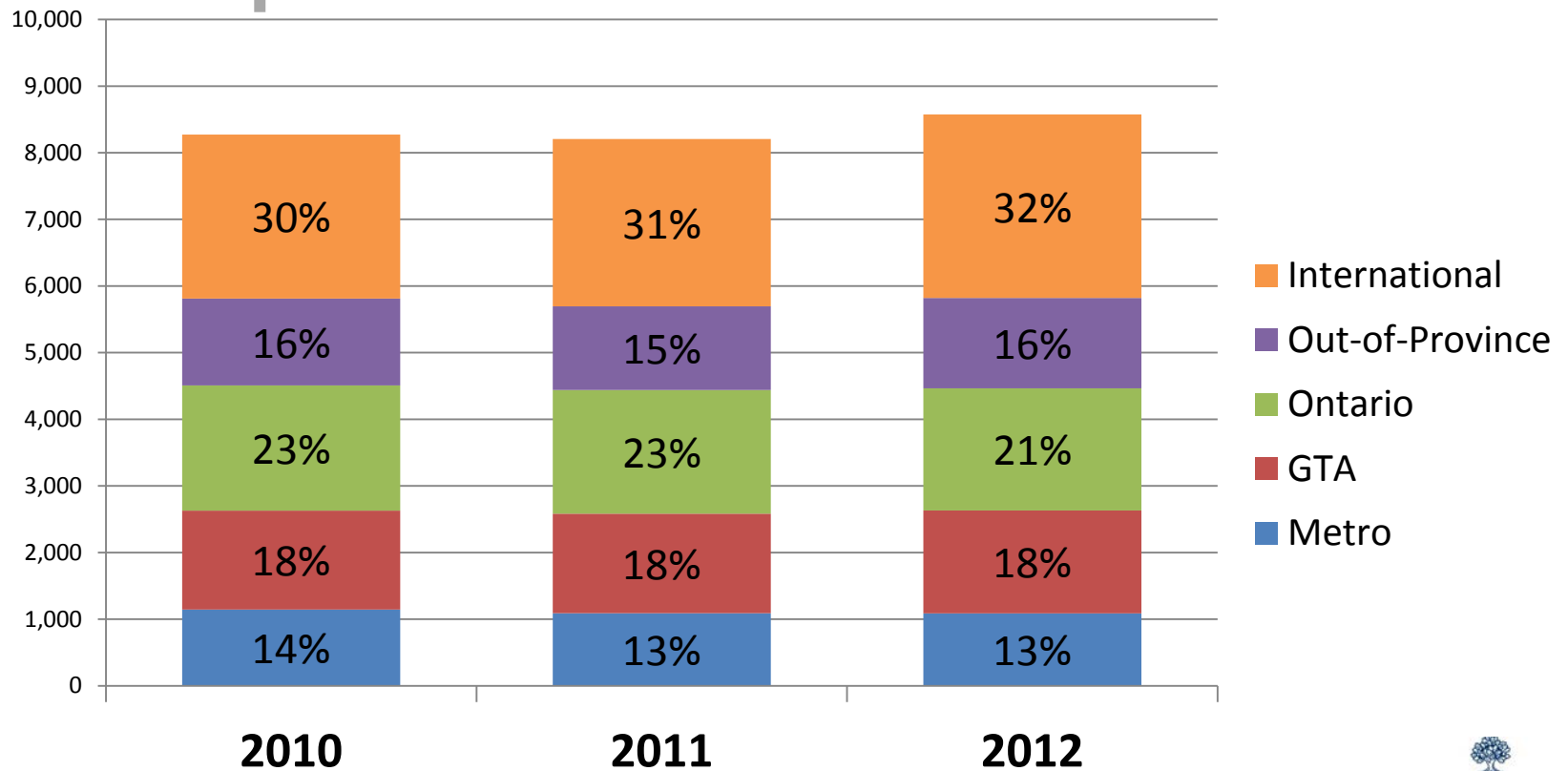


First year/Upper Year Distribution.

	2010		2011		2012		2013 (Projected)	
	First Year	Upper Year	First Year	Upper Year	First Year	Upper Year	First Year	Upper Year
Chestnut	62%	38%	67%	33%	68%	32%	73%	27%
Innis College	61%	39%	70%	30%	75%	25%	78%	22%
Loretto College	35%	65%	54%	46%	48%	52%	48%	52%
New College	70%	30%	63%	47%	72%	28%	73%	27%
St. Michael's College	56%	46%	61%	39%	65%	35%	67%	23%
Trinity College	53%	47%	55%	45%	59%	41%	59%	31%
University College	60%	40%	63%	37%	69%	31%	72%	28%
Victoria University	56%	44%	54%	46%	58%	42%	63%	37%
Woodsworth College	67%	33%	70%	30%	78%	22%	79%	21%
St. George Total	60%	40%	62%	38%	67%	33%	69%	31%
UTM	60%	40%	58%	42%	59%	41%	57%	43%
UTSC	62%	38%	65%	35%	69%	31%	74%	26%
U of T Total	60%	40%	62%	38%	65%	35%	67%	33%

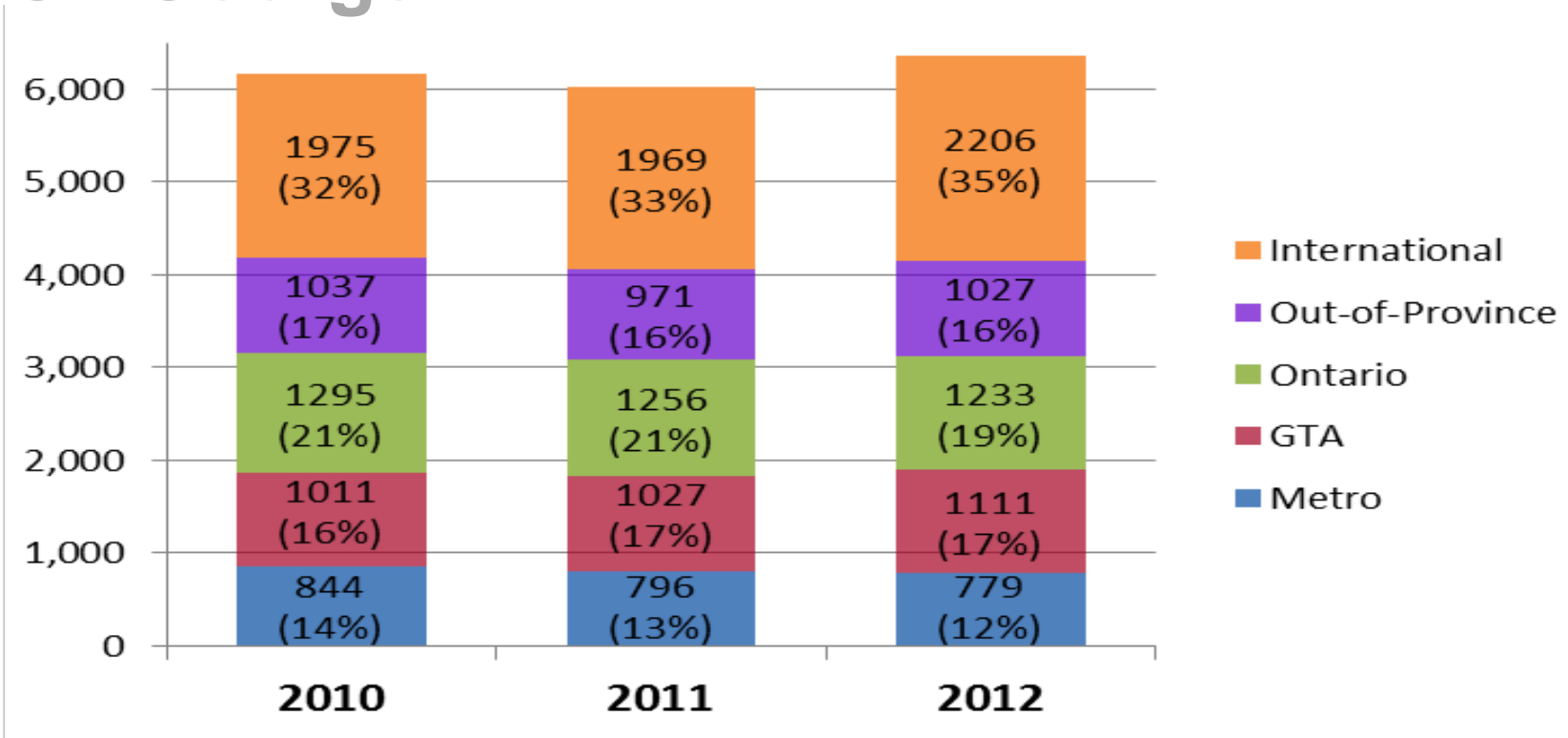
Resident Population Breakdown.

Tri-Campus



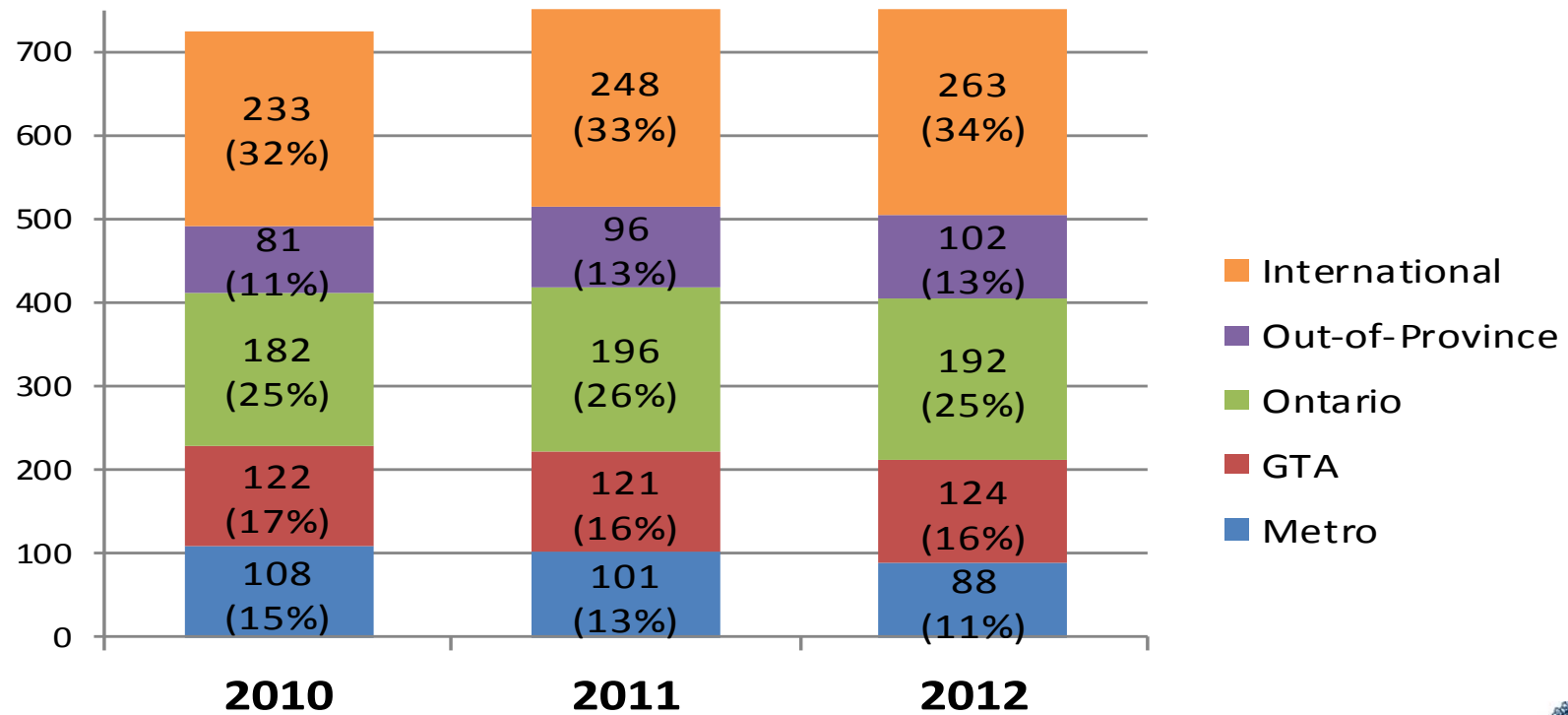
Resident Population Breakdown.

St. George



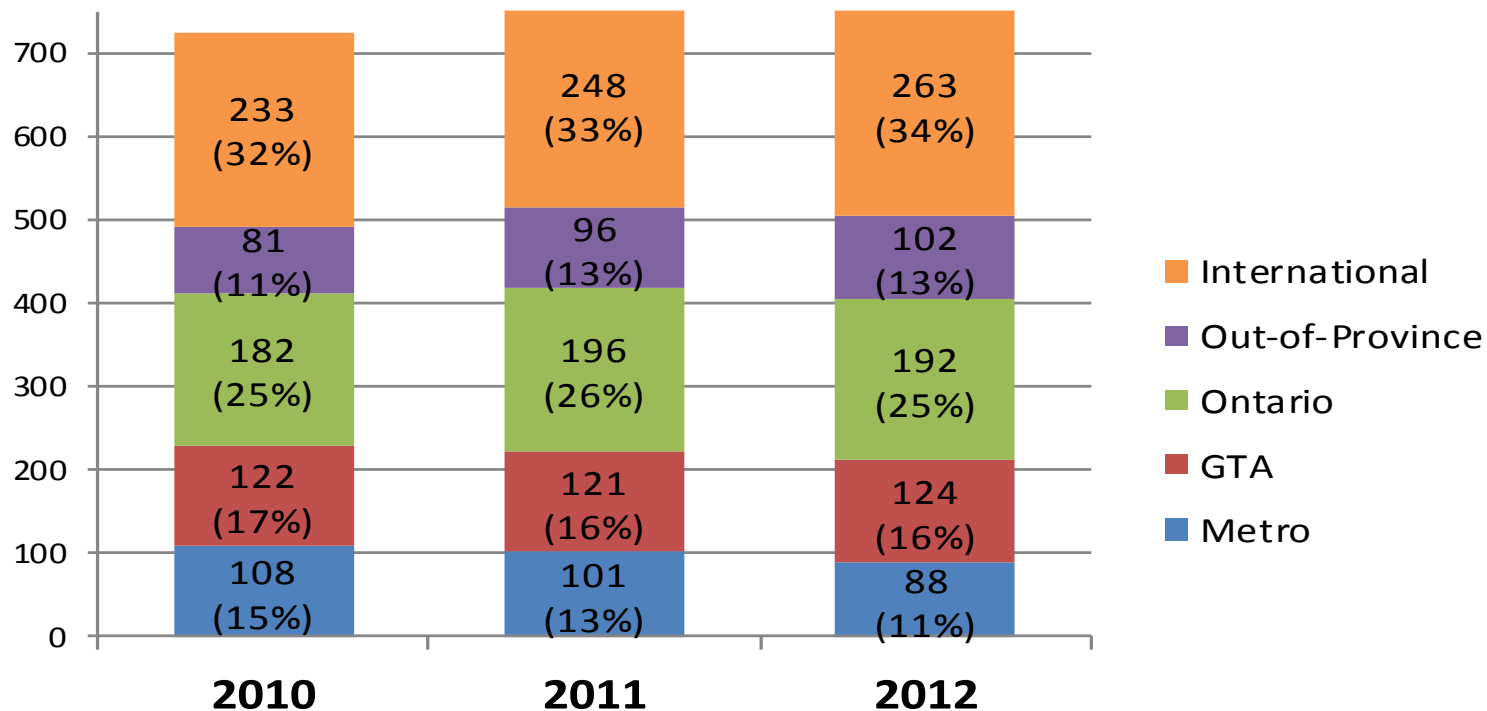
Resident Population Breakdown.

UTM



Resident Population Breakdown.

UTSC



Summer Residence.

- Residences available to students and non-students
- Meal plans are not mandatory
- Some residences focus on housing students for full/half summer session
- Others focus on conference/groups or short-term stays
- Summer Residence Coordinators Committee



housing.utoronto.ca



UNIVERSITY OF
TORONTO