



**Compulsory Non-Academic
Incidental Fees
2011-12**

January 16, 2012

Office of the Vice-Povost, Students
University of Toronto
Simcoe Hall, 27 King's College Circle, Room 221, Toronto, ON M5S 1A1 Canada
Tel: +1 416 978-3870 • Fax +1 416 946-0678
vp.students@utoronto.ca • www.viceprovoststudents.utoronto.ca

Compulsory Non-Academic Incidental Fees

Fees for divisional student societies and other divisional fees are listed in a white background.

Fees for central and cross-divisional student societies are listed in a light shaded background.

Fees for University operated services are listed in a dark shaded background.

ARTS AND SCIENCE DIVISIONS

Innis College	Summer 2011		Fall 2011		Winter 2012		Summer 2010		Fall 2010		Winter 2011	
	Full-time	Part-time	Full-time	Part-time	Full-time	Part-time	Full-time	Part-time	Full-time	Part-time	Full-time	Part-time
Innis College Student Society	0.00	0.00	30.00	30.00	30.00	30.00	0.00	0.00	21.93	21.93	21.93	21.93
Innis College Student Services Fee	7.50		7.50	2.25	7.50	2.25	7.50	2.25	7.50	2.25	7.50	2.25
Students' Administrative Council	37.92	—	150.97	—	150.97	—	37.12	—	149.62	—	149.62	—
Association of Part-time Undergraduate Students	—	18.12	—	86.12	—	86.12	—	18.08	—	79.79	—	79.79
Arts & Science Students' Union	9.50	—	9.50	—	9.50	—	7.50	—	7.50	—	7.50	—
U of T Community Radio	3.75	—	3.75	—	3.75	—	3.75	—	3.75	—	3.75	—
The Varsity	1.29	—	1.33	—	1.33	—	1.27	—	1.29	—	1.29	—
Athletics & Recreation	140.64	28.13	140.64	28.13	140.64	28.13	136.05	27.21	136.05	27.21	136.05	27.21
Hart House	71.63	14.34	71.63	14.34	71.63	14.34	69.11	13.83	69.11	13.83	69.11	13.83
Student Life Programs & Services	118.74	23.75	118.74	23.75	118.74	23.75	113.83	22.77	113.83	22.77	113.83	22.77
Total	390.97	84.34	534.06	184.59	534.06	184.59	376.13	84.14	510.58	167.78	510.58	167.78
Change From Previous Year	+7.7%	+3.1%	+9.3%	+12.9%	+9.3%	+12.9%	+3.6%	+2.9%	+4.5%	+2.6%	+4.5%	+2.6%
Note: First year students are charged an ICSS orientation fee (\$50.00 / session)		Fall + Winter:		Full-time 1,068.12				Fall + Winter:		Full-time 1,021.16		
				Part-time 369.18						Part-time 335.56		
New College	Summer 2011		Fall 2011		Winter 2012		Summer 2010		Fall 2010		Winter 2011	
	Full-time	Part-time	Full-time	Part-time	Full-time	Part-time	Full-time	Part-time	Full-time	Part-time	Full-time	Part-time
New College Student Council	0.00	0.00	27.00	12.00	27.00	12.00	0.00	0.00	27.00	12.00	27.00	12.00
Students' Administrative Council	37.92	—	150.97	—	150.97	—	37.12	—	149.62	—	149.62	—
Association of Part-time Undergraduate Students	—	18.12	—	86.12	—	86.12	—	18.08	—	79.79	—	79.79
Arts & Science Students' Union	9.50	—	9.50	—	9.50	—	7.50	—	7.50	—	7.50	—
U of T Community Radio	3.75	—	3.75	—	3.75	—	3.75	—	3.75	—	3.75	—
The Varsity	1.29	—	1.33	—	1.33	—	1.27	—	1.29	—	1.29	—
Athletics & Recreation	140.64	28.13	140.64	28.13	140.64	28.13	136.05	27.21	136.05	27.21	136.05	27.21
Hart House	71.63	14.34	71.63	14.34	71.63	14.34	69.11	13.83	69.11	13.83	69.11	13.83
Student Life Programs & Services	118.74	23.75	118.74	23.75	118.74	23.75	113.83	22.77	113.83	22.77	113.83	22.77
Total	383.47	84.34	523.56	164.34	523.56	164.34	368.63	81.89	508.15	155.60	508.15	155.60
Change From Previous Year	+7.9%	+6.0%	+7.8%	+8.8%	+7.8%	+8.8%	+3.7%	+2.9%	+4.6%	+3.0%	+4.6%	+3.0%
		Fall + Winter:		Full-time 1,047.12				Fall + Winter:		Full-time 1,016.30		
				Part-time 328.68						Part-time 311.20		
University College	Summer 2011		Fall 2011		Winter 2012		Summer 2010		Fall 2010		Winter 2011	
	Full-time	Part-time	Full-time	Part-time	Full-time	Part-time	Full-time	Part-time	Full-time	Part-time	Full-time	Part-time
University College Literary & Athletic Society	0.00	0.00	16.94	7.62	16.94	7.62	0.00	0.00	18.10	9.00	18.10	9.00
Students' Administrative Council	37.92	—	150.97	—	150.97	—	37.12	—	149.62	—	149.62	—
Association of Part-time Undergraduate Students	—	18.12	—	86.12	—	86.12	—	18.08	—	79.79	—	79.79
Arts & Science Students' Union	9.50	—	9.50	—	9.50	—	7.50	—	7.50	—	7.50	—
U of T Community Radio	3.75	—	3.75	—	3.75	—	3.75	—	3.75	—	3.75	—
The Varsity	1.29	—	1.33	—	1.33	—	1.27	—	1.29	—	1.29	—
Athletics & Recreation	140.64	28.13	140.64	28.13	140.64	28.13	136.05	27.21	136.05	27.21	136.05	27.21
Hart House	71.63	14.34	71.63	14.34	71.63	14.34	69.11	13.83	69.11	13.83	69.11	13.83
Student Life Programs & Services	118.74	23.75	118.74	23.75	118.74	23.75	113.83	22.77	113.83	22.77	113.83	22.77
Total	383.47	84.34	513.50	159.96	513.50	159.96	368.63	81.89	499.25	152.60	499.25	152.60
Change From Previous Year	+7.9%	+6.0%	+7.7%	+8.0%	+7.7%	+8.0%	+3.7%	+2.9%	+4.7%	+3.1%	+4.7%	+3.1%
		Fall + Winter:		Full-time 1,027.00				Fall + Winter:		Full-time 998.50		
				Part-time 319.92						Part-time 305.20		
Woodsworth College	Summer 2011		Fall 2011		Winter 2012		Summer 2010		Fall 2010		Winter 2011	
	Full-time	Part-time	Full-time	Part-time	Full-time	Part-time	Full-time	Part-time	Full-time	Part-time	Full-time	Part-time
Woodsworth College Students' Association	15.00	15.00	7.50	7.50	7.50	7.50	15.00	15.00	7.50	7.50	7.50	7.50
Students' Administrative Council	37.92	—	150.97	—	150.97	—	37.12	—	149.62	—	149.62	—
Association of Part-time Undergraduate Students	—	18.12	—	86.12	—	86.12	—	18.08	—	79.79	—	79.79
Arts & Science Students' Union	9.50	—	9.50	—	9.50	—	7.50	—	7.50	—	7.50	—
U of T Community Radio	3.75	—	3.75	—	3.75	—	3.75	—	3.75	—	3.75	—
The Varsity	1.29	—	1.33	—	1.33	—	1.27	—	1.29	—	1.29	—
Athletics & Recreation	140.64	28.13	140.64	28.13	140.64	28.13	136.05	27.21	136.05	27.21	136.05	27.21
Hart House	71.63	14.34	71.63	14.34	71.63	14.34	69.11	13.83	69.11	13.83	69.11	13.83
Student Life Programs & Services	118.74	23.75	118.74	23.75	118.74	23.75	113.83	22.77	113.83	22.77	113.83	22.77
Total	398.47	99.34	504.06	159.84	504.06	159.84	383.63	96.89	488.65	151.10	488.65	151.10
Change From Previous Year	+7.5%	+5.1%	+8.1%	+9.1%	+8.1%	+9.1%	+3.5%	+2.5%	+4.8%	+3.1%	+4.8%	+3.1%
		Fall + Winter:		Full-time 1,008.12				Fall + Winter:		Full-time 977.30		
				Part-time 319.68						Part-time 302.20		

Compulsory Non-Academic Incidental Fees

ARTS AND SCIENCE DIVISIONS (continued)

University of Toronto Mississauga	Summer 2011		Fall 2011		Winter 2012		Summer 2010		Fall 2010		Winter 2011	
	Full-time	Part-time	Full-time	Part-time	Full-time	Part-time	Full-time	Part-time	Full-time	Part-time	Full-time	Part-time
Erindale College Student Union	117.50	0.00	99.07	0.00	99.07	0.00	30.84	0.00	82.09	0.00	82.09	0.00
The Medium	0.00	0.00	3.63	1.21	3.63	1.21	0.00	0.00	3.63	1.21	3.63	1.21
U of T at Mississauga Athletics Council	2.77	2.77	4.30	1.39	4.30	1.39	2.77	2.77	4.30	1.39	4.30	1.39
Erindale Part-time Undergraduate Students	0.00	3.75	0.00	3.75	0.00	3.75	0.00	3.75	0.00	3.75	0.00	3.75
VIBE - Radio Erindale	2.00	0.00	2.00	0.00	2.00	0.00	2.00	0.00	2.00	0.00	2.00	0.00
Students' Administrative Council	30.08	—	142.57	—	142.57	—	29.79	—	141.78	—	141.78	—
Association of Part-time Undergraduate Students	—	18.12	—	86.12	—	86.12	—	18.08	—	79.79	—	79.79
U of T Community Radio	0.50	—	0.50	—	0.50	—	0.50	—	0.50	—	0.50	—
The Varsity	1.29	—	1.33	—	1.33	—	1.27	—	1.29	—	1.29	—
Physical Education & Athletics	160.21	32.04	160.21	32.04	160.21	32.04	160.21	32.04	160.21	32.04	160.21	32.04
Athletics & Recreation	16.31	3.26	16.31	3.26	16.31	3.26	15.78	3.16	15.78	3.16	15.78	3.16
Hart House	2.20	0.45	2.20	0.45	2.20	0.45	2.12	0.43	2.12	0.43	2.12	0.43
Health Service	28.67	5.73	28.67	5.73	28.67	5.73	28.15	5.63	28.15	5.63	28.15	5.63
Student Services	131.08	26.22	131.08	26.22	131.08	26.22	121.74	24.35	125.58	25.12	125.58	25.12
Total	492.61	92.34	591.87	160.17	591.87	160.17	395.17	90.21	567.43	152.52	567.43	152.52
Change From Previous Year	+26.7%	-8.4%	+8.4%	+8.0%	+8.4%	+8.0%	+1.7%	-10.5%	+3.9%	+2.8%	+3.9%	+2.8%
Fall + Winter:							Full-time 1,183.74		Fall + Winter:		Full-time 1,134.86	
							Part-time 320.34				Part-time 305.04	

University of Toronto Scarborough	Summer 2011		Fall 2011		Winter 2012		Summer 2010		Fall 2010		Winter 2011	
	Full-time	Part-time	Full-time	Part-time	Full-time	Part-time	Full-time	Part-time	Full-time	Part-time	Full-time	Part-time
Scarborough Campus Students' Council	111.46	20.02	217.39	20.66	217.39	20.66	110.69	19.88	207.01	20.12	210.09	20.12
Scarborough Campus Students' Press (The Underground)	0.00	0.00	3.50	0.00	3.50	0.00	0.00	0.00	3.50	0.00	3.50	0.00
Scarborough College Athletic Association	0.00	0.00	3.50	0.00	3.50	0.00	0.00	0.00	3.50	0.00	3.50	0.00
Scarborough Campus Community Radio (CSCR)	0.00	0.00	4.85	0.00	4.85	0.00	0.00	0.00	3.59	0.00	3.59	0.00
Association of Part-time Undergraduate Students	—	18.12	—	86.12	—	86.12	—	18.08	—	79.79	—	79.79
U of T Community Radio	0.50	—	0.50	—	0.50	—	0.50	—	0.50	—	0.50	—
The Varsity	1.29	—	1.33	—	1.33	—	1.27	—	1.29	—	1.29	—
Scarborough College Athletic Fee	107.69	21.54	107.69	21.54	107.69	21.54	102.57	20.51	102.57	20.51	102.57	20.51
Athletics & Recreation	16.31	3.26	16.31	3.26	16.31	3.26	15.78	3.16	15.78	3.16	15.78	3.16
Hart House	2.20	0.45	2.20	0.45	2.20	0.45	2.12	0.43	2.12	0.43	2.12	0.43
Health Service	52.19	10.44	52.19	10.44	52.19	10.44	49.71	9.94	49.71	9.94	49.71	9.94
Student Services	153.26	30.65	153.26	30.65	153.26	30.65	148.03	29.61	148.03	29.61	148.03	29.61
Total	444.90	104.48	562.72	173.12	562.72	173.12	430.67	101.61	537.60	163.56	540.68	163.56
Change From Previous Year	+21.1%	+17.5%	+18.8%	+16.2%	+18.8%	+16.2%	+17.3%	+14.3%	+13.5%	+10.0%	+14.1%	+10.0%
Fall + Winter:							Full-time 1,125.44		Fall + Winter:		Full-time 1,078.28	
							Part-time 346.24				Part-time 327.12	

ARTS AND SCIENCE DIVISIONS - Federated Colleges

St. Michael's College	Summer 2011		Fall 2011		Winter 2012		Summer 2010		Fall 2010		Winter 2011	
	Full-time	Part-time	Full-time	Part-time	Full-time	Part-time	Full-time	Part-time	Full-time	Part-time	Full-time	Part-time
St. Michael's College Student Union	0.00	0.00	14.00	10.50	14.00	10.50	0.00	0.00	14.00	10.50	14.00	10.50
The Mike	0.00	0.00	2.60	1.50	2.60	1.50	0.00	0.00	2.60	1.50	2.60	1.50
College Fee	—	—	97.50	48.75	97.50	48.75	—	—	97.50	48.75	97.50	48.75
Campaign Fee	—	—	15.00	15.00	15.00	15.00	—	—	15.00	15.00	15.00	15.00
Students' Administrative Council	37.92	—	150.97	—	150.97	—	37.12	—	149.62	—	149.62	—
Association of Part-time Undergraduate Students	—	18.12	—	86.12	—	86.12	—	18.08	—	79.79	—	79.79
Arts & Science Students' Union	9.50	—	9.50	—	9.50	—	7.50	—	7.50	—	7.50	—
U of T Community Radio	3.75	—	3.75	—	3.75	—	3.75	—	3.75	—	3.75	—
The Varsity	1.29	—	1.33	—	1.33	—	1.27	—	1.29	—	1.29	—
Athletics & Recreation	140.64	28.13	140.64	28.13	140.64	28.13	136.05	27.21	136.05	27.21	136.05	27.21
Hart House	71.63	14.34	71.63	14.34	71.63	14.34	69.11	13.83	69.11	13.83	69.11	13.83
Student Life Programs & Services	118.74	23.75	118.74	23.75	118.74	23.75	113.83	22.77	113.83	22.77	113.83	22.77
Total	383.47	84.34	625.66	228.09	625.66	228.09	368.63	81.89	610.25	219.35	610.25	219.35
Change From Previous Year	+7.9%	+6.0%	+6.4%	+6.2%	+6.4%	+6.2%	+3.7%	+2.9%	+3.8%	+2.1%	+3.8%	+2.1%
Fall + Winter:							Full-time 1,251.32		Fall + Winter:		Full-time 1,220.50	
							Part-time 456.18				Part-time 438.70	

Trinity College	Summer 2011		Fall 2011		Winter 2012		Summer 2010		Fall 2010		Winter 2011	
	Full-time	Part-time	Full-time	Part-time	Full-time	Part-time	Full-time	Part-time	Full-time	Part-time	Full-time	Part-time
Trinity College Meetings	0.00	0.00	43.63	43.63	43.63	43.63	0.00	0.00	44.40	44.40	44.40	44.40
College Fee	—	—	141.00	70.50	141.00	70.50	—	—	138.50	69.25	138.50	69.25
Students' Administrative Council	37.92	—	150.97	—	150.97	—	37.12	—	149.62	—	149.62	—
Association of Part-time Undergraduate Students	—	18.12	—	86.12	—	86.12	—	18.08	—	79.79	—	79.79
Arts & Science Students' Union	9.50	—	9.50	—	9.50	—	7.50	—	7.50	—	7.50	—
U of T Community Radio	3.75	—	3.75	—	3.75	—	3.75	—	3.75	—	3.75	—
The Varsity	1.29	—	1.33	—	1.33	—	1.27	—	1.29	—	1.29	—
Athletics & Recreation	140.64	28.13	140.64	28.13	140.64	28.13	136.05	27.21	136.05	27.21	136.05	27.21
Hart House	71.63	14.34	71.63	14.34	71.63	14.34	69.11	13.83	69.11	13.83	69.11	13.83
Student Life Programs & Services	118.74	23.75	118.74	23.75	118.74	23.75	113.83	22.77	113.83	22.77	113.83	22.77
Total	383.47	84.34	681.19	266.47	681.19	266.47	368.63	81.89	664.05	257.25	664.05	257.25
Change From Previous Year	+7.9%	+6.0%	+6.7%	+6.3%	+6.7%	+6.3%	+3.7%	+2.9%	+4.0%	+2.6%	+4.0%	+2.6%
Fall + Winter:							Full-time 1,362.38		Fall + Winter:		Full-time 1,328.10	
							Part-time 532.94				Part-time 514.50	

Compulsory Non-Academic Incidental Fees

ARTS AND SCIENCE DIVISIONS - Federated Colleges (Continued)

Victoria College	Summer 2011		Fall 2011		Winter 2012		Summer 2010		Fall 2010		Winter 2011	
	Full-time	Part-time	Full-time	Part-time	Full-time	Part-time	Full-time	Part-time	Full-time	Part-time	Full-time	Part-time
Victoria University Students' Administrative Council	0.00	0.00	28.88	15.60	28.87	15.60	0.00	0.00	28.75	15.55	28.75	15.55
Victoria University Student Services Fee	—	—	46.57	23.29	46.57	23.29	—	—	45.00	22.50	45.00	22.50
Golding Student Centre	—	—	50.00	25.00	50.00	25.00	—	—	50.00	25.00	50.00	25.00
Victoria Commuter Package	—	—	12.50	6.25	12.50	6.25	—	—	—	—	—	—
Students' Administrative Council	37.92	—	150.97	—	150.97	—	37.12	—	149.62	—	149.62	—
Association of Part-time Undergraduate Students	—	18.12	—	86.12	—	86.12	—	18.08	—	79.79	—	79.79
Arts & Science Students' Union	9.50	—	9.50	—	9.50	—	7.50	—	7.50	—	7.50	—
U of T Community Radio	3.75	—	3.75	—	3.75	—	3.75	—	3.75	—	3.75	—
The Varsity	1.29	—	1.33	—	1.33	—	1.27	—	1.29	—	1.29	—
Athletics & Recreation	140.64	28.13	140.64	28.13	140.64	28.13	136.05	27.21	136.05	27.21	136.05	27.21
Hart House	71.63	14.34	71.63	14.34	71.63	14.34	69.11	13.83	69.11	13.83	69.11	13.83
Student Life Programs & Services	118.74	23.75	118.74	23.75	118.74	23.75	113.83	22.77	113.83	22.77	113.83	22.77
Total	383.47	84.34	634.51	222.48	634.50	222.48	368.63	81.89	604.90	206.65	604.90	206.65
Change From Previous Year	+7.9%	+6.0%	+9.9%	+11.6%	+9.9%	+11.6%	+3.7%	+2.9%	+4.8%	+3.7%	+4.8%	+3.7%
Note: First year full-time students are charged an orientation fee (\$50.00 per session)												
Fall + Winter:					Full-time	1,269.01				Fall + Winter:	Full-time	1,209.80
					Part-time	444.96					Part-time	413.30

UNDERGRADUATE PROFESSIONAL DIVISIONS

Applied Science & Engineering	Summer 2011		Fall 2011		Winter 2012		Summer 2010		Fall 2010		Winter 2011	
	Full-time	Part-time	Full-time	Part-time	Full-time	Part-time	Full-time	Part-time	Full-time	Part-time	Full-time	Part-time
Engineering Society	—	—	163.44	21.68	163.44	21.68	—	—	123.45	20.99	123.45	20.99
Students' Administrative Council	—	—	150.97	—	150.97	—	—	—	149.62	—	149.62	—
Association of Part-time Undergraduate Students	—	—	—	86.12	—	86.12	—	—	—	79.79	—	79.79
U of T Community Radio	—	—	3.75	—	3.75	—	—	—	3.75	—	3.75	—
The Varsity	—	—	1.33	—	1.33	—	—	—	1.29	—	1.29	—
Athletics & Recreation	—	—	140.64	28.13	140.64	28.13	—	—	136.05	27.21	136.05	27.21
Hart House	—	—	71.63	14.34	71.63	14.34	—	—	69.11	13.83	69.11	13.83
Student Life Programs & Services	—	—	118.74	23.75	118.74	23.75	—	—	113.83	22.77	113.83	22.77
Total	0.00	0.00	650.50	174.02	650.50	174.02	0.00	0.00	597.10	164.59	597.10	164.59
Change From Previous Year			+13.2%	+8.7%	+13.2%	+8.7%			+3.9%	+2.8%	+3.9%	+2.8%
Fall + Winter:					Full-time	1,301.00				Fall + Winter:	Full-time	1,194.20
					Part-time	348.04					Part-time	329.18

Dentistry D.D.S.	Summer 2011		Fall 2011		Winter 2012		Summer 2010		Fall 2010		Winter 2011	
	Full-time	Part-time	Full-time	Part-time	Full-time	Part-time	Full-time	Part-time	Full-time	Part-time	Full-time	Part-time
Dental Students' Society	—	—	15.00	—	15.00	—	—	—	15.00	—	15.00	—
Students' Administrative Council	—	—	150.97	—	150.97	—	—	—	149.62	—	149.62	—
U of T Community Radio	—	—	3.75	—	3.75	—	—	—	3.75	—	3.75	—
The Varsity	—	—	1.33	—	1.33	—	—	—	1.29	—	1.29	—
Athletics & Recreation	—	—	140.64	—	140.64	—	—	—	136.05	—	136.05	—
Hart House	—	—	71.63	—	71.63	—	—	—	69.11	—	69.11	—
Student Life Programs & Services	—	—	118.74	—	118.74	—	—	—	113.83	—	113.83	—
Total	0.00	0.00	502.06	0.00	502.06	0.00	0.00	0.00	488.65	0.00	488.65	0.00
Change From Previous Year			+7.7%		+7.7%				+4.8%		+4.8%	
Fall + Winter:					Full-time	1,004.12				Fall + Winter:	Full-time	977.30
					Part-time	0.00					Part-time	0.00

Law Undergraduate Programs	Summer 2011		Fall 2011		Winter 2012		Summer 2010		Fall 2010		Winter 2011	
	Full-time	Part-time	Full-time	Part-time	Full-time	Part-time	Full-time	Part-time	Full-time	Part-time	Full-time	Part-time
Students' Law Society	—	—	35.00	—	35.00	—	—	—	35.00	—	35.00	—
Students' Administrative Council	—	—	150.97	—	150.97	—	—	—	149.62	—	149.62	—
U of T Community Radio	—	—	3.75	—	3.75	—	—	—	3.75	—	3.75	—
The Varsity	—	—	1.33	—	1.33	—	—	—	1.29	—	1.29	—
Athletics & Recreation	—	—	140.64	—	140.64	—	—	—	136.05	—	136.05	—
Hart House	—	—	71.63	—	71.63	—	—	—	69.11	—	69.11	—
Student Life Programs & Services	—	—	118.74	—	118.74	—	—	—	113.83	—	113.83	—
Total	0.00	0.00	522.06	0.00	522.06	0.00	0.00	0.00	508.65	0.00	508.65	0.00
Change From Previous Year			+7.4%		+7.4%				+4.6%		+4.6%	
Half-time program students are charged 50% of full-time fees												
Note: First year students are charged an additional SLS Orientation Fee (\$25.00 per session)												
Fall + Winter:					Full-time	1,044.12				Fall + Winter:	Full-time	1,017.30
					Part-time	0.00					Part-time	0.00

Medicine M.D. - St. George	Summer 2011		Fall 2011		Winter 2012		Summer 2010		Fall 2010		Winter 2011	
	Full-time	Part-time	Full-time	Part-time	Full-time	Part-time	Full-time	Part-time	Full-time	Part-time	Full-time	Part-time
Medical Society	—	—	29.27	—	29.27	—	—	—	29.27	—	29.27	—
Students' Administrative Council	—	—	150.97	—	150.97	—	—	—	149.62	—	149.62	—
U of T Community Radio	—	—	3.75	—	3.75	—	—	—	3.75	—	3.75	—
The Varsity	—	—	1.33	—	1.33	—	—	—	1.29	—	1.29	—
Athletics & Recreation	—	—	140.64	—	140.64	—	—	—	136.05	—	136.05	—
Hart House	—	—	71.63	—	71.63	—	—	—	69.11	—	69.11	—
Student Life Programs & Services	—	—	118.74	—	118.74	—	—	—	113.83	—	113.83	—
Total	0.00	0.00	516.33	0.00	516.33	0.00	0.00	0.00	502.92	0.00	502.92	0.00
Change From Previous Year			+7.4%		+7.4%				+4.7%		+4.7%	
Fall + Winter:					Full-time	1,032.66				Fall + Winter:	Full-time	1,005.84
					Part-time	0.00					Part-time	0.00

Compulsory Non-Academic Incidental Fees

UNDERGRADUATE PROFESSIONAL DIVISIONS (continued)

Medicine M.D. - Mississauga	Summer 2011		Fall 2011		Winter 2012		Summer 2010		Fall 2010		Winter 2011	
	Full-time	Part-time	Full-time	Part-time	Full-time	Part-time	Full-time	Part-time	Full-time	Part-time	Full-time	Part-time
Medical Society	–	–	29.27	–	29.27	–	–	–	–	–	–	–
Students' Administrative Council	–	–	150.97	–	150.97	–	–	–	–	–	–	–
U of T Community Radio	–	–	3.75	–	3.75	–	–	–	–	–	–	–
The Varsity	–	–	1.33	–	1.33	–	–	–	–	–	–	–
Athletics & Recreation	–	–	140.64	–	140.64	–	–	–	–	–	–	–
Hart House	–	–	71.63	–	71.63	–	–	–	–	–	–	–
Student Life Programs & Services	–	–	118.74	–	118.74	–	–	–	–	–	–	–
Total	0.00	0.00	516.33	0.00	516.33	0.00	0.00	0.00	0.00	0.00	0.00	0.00
Change From Previous Year												
Note: Radiation Science students are also charged Michener Institute incidental fees.						Fall + Winter:	Full-time 1,032.66		Fall + Winter:	Full-time 0.00		
							Part-time 0.00			Part-time 0.00		

Medicine Radiation Sciences	Summer 2011		Fall 2011		Winter 2012		Summer 2010		Fall 2010		Winter 2011	
	Full-time	Part-time	Full-time	Part-time	Full-time	Part-time	Full-time	Part-time	Full-time	Part-time	Full-time	Part-time
Radiation Sciences	0.00	0.00	0.00	0.00	Part-time 45.00	45.00	0.00	0.00	0.00	0.00	Part-time 35.00	35.00
Medical Radiation Sciences Society	–	–	12.50	–	12.50	–	–	–	12.50	–	3.25	–
Students' Administrative Council	–	–	150.97	–	150.97	–	–	–	149.62	–	149.62	–
U of T Community Radio	–	–	3.75	–	3.75	–	–	–	3.75	–	3.75	–
The Varsity	–	–	1.33	–	1.33	–	–	–	1.29	–	1.29	–
Athletics & Recreation	–	–	140.64	–	140.64	–	–	–	136.05	–	136.05	–
Hart House	–	–	71.63	–	71.63	–	–	–	69.11	–	69.11	–
Student Life Programs & Services	–	–	118.74	–	118.74	–	–	–	113.83	–	113.83	–
Total	0.00	0.00	499.56	0.00	499.56	0.00	0.00	0.00	486.15	0.00	476.90	0.00
Change From Previous Year												
Note: Radiation Science students are also charged Michener Institute incidental/ancillary fees.						Fall + Winter:	Full-time 999.12		Fall + Winter:	Full-time 963.05		
							Part-time 0.00			Part-time 0.00		

Medicine Physician Assistant Program	Summer 2011		Fall 2011		Winter 2012		Summer 2010		Fall 2010		Winter 2011	
	Full-time	Part-time	Full-time	Part-time	Full-time	Part-time	Full-time	Part-time	Full-time	Part-time	Full-time	Part-time
Physician Assistant Program	–	–	150.97	–	150.97	–	–	–	–	–	–	–
Students' Administrative Council	–	–	150.97	–	150.97	–	–	–	149.62	–	149.62	–
U of T Community Radio	–	–	3.75	–	3.75	–	–	–	3.75	–	3.75	–
The Varsity	–	–	1.33	–	1.33	–	–	–	1.29	–	1.29	–
Athletics & Recreation	–	–	140.64	–	140.64	–	–	–	136.05	–	136.05	–
Hart House	–	–	71.63	–	71.63	–	–	–	69.11	–	69.11	–
Student Life Programs & Services	–	–	118.74	–	118.74	–	–	–	113.83	–	113.83	–
Total	0.00	0.00	487.06	0.00	487.06	0.00	0.00	0.00	0.00	0.00	0.00	0.00
Change From Previous Year												
Note: Radiation Science students are also charged Michener Institute incidental/ancillary fees.						Fall + Winter:	Full-time 974.12		Fall + Winter:	Full-time 0.00		
							Part-time 0.00			Part-time 0.00		

Music	Summer 2011		Fall 2011		Winter 2012		Summer 2010		Fall 2010		Winter 2011	
	Full-time	Part-time	Full-time	Part-time	Full-time	Part-time	Full-time	Part-time	Full-time	Part-time	Full-time	Part-time
Music Undergraduate Association	–	–	7.50	0.00	7.50	0.00	–	–	7.50	0.00	7.50	0.00
Students' Administrative Council	–	–	150.97	–	150.97	–	–	–	149.62	–	149.62	–
Association of Part-time Undergraduate Students	–	–	–	86.12	–	86.12	–	–	–	79.79	–	79.79
U of T Community Radio	–	–	3.75	–	3.75	–	–	–	3.75	–	3.75	–
The Varsity	–	–	1.33	–	1.33	–	–	–	1.29	–	1.29	–
Athletics & Recreation	–	–	140.64	28.13	140.64	28.13	–	–	136.05	27.21	136.05	27.21
Hart House	–	–	71.63	14.34	71.63	14.34	–	–	69.11	13.83	69.11	13.83
Student Life Programs & Services	–	–	118.74	23.75	118.74	23.75	–	–	113.83	22.77	113.83	22.77
Total	0.00	0.00	494.56	152.34	494.56	152.34	0.00	0.00	481.15	143.60	481.15	143.60
Change From Previous Year			+7.8%	+9.5%	+7.8%	+9.5%			+4.9%	+3.3%	+4.9%	+3.3%
						Fall + Winter:	Full-time 989.12		Fall + Winter:	Full-time 962.30		
							Part-time 304.68			Part-time 287.20		

Nursing	Summer 2011		Fall 2011		Winter 2012		Summer 2010		Fall 2010		Winter 2011	
	Full-time	Part-time	Full-time	Part-time	Full-time	Part-time	Full-time	Part-time	Full-time	Part-time	Full-time	Part-time
Nursing Students' Council	–	–	19.50	1.00	19.50	1.00	–	–	19.50	1.00	19.50	1.00
Students' Administrative Council	–	–	150.97	–	150.97	–	–	–	149.62	–	149.62	–
Association of Part-time Undergraduate Students	–	–	–	86.12	–	86.12	–	–	–	79.79	–	79.79
U of T Community Radio	–	–	3.75	–	3.75	–	–	–	3.75	–	3.75	–
The Varsity	–	–	1.33	–	1.33	–	–	–	1.29	–	1.29	–
Athletics & Recreation	–	–	140.64	28.13	140.64	28.13	–	–	136.05	27.21	136.05	27.21
Hart House	–	–	71.63	14.34	71.63	14.34	–	–	69.11	13.83	69.11	13.83
Student Life Programs & Services	–	–	118.74	23.75	118.74	23.75	–	–	113.83	22.77	113.83	22.77
Total	0.00	0.00	506.56	153.34	506.56	153.34	0.00	0.00	493.15	144.60	493.15	144.60
Change From Previous Year			+7.6%	+9.5%	+7.6%	+9.5%			+4.7%	+3.2%	+4.7%	+3.2%
						Fall + Winter:	Full-time 1,013.12		Fall + Winter:	Full-time 986.30		
							Part-time 306.68			Part-time 289.20		

OISE / UT B.Ed. and Diploma in Technological Studies	Summer 2011		Fall 2011		Winter 2012		Summer 2010		Fall 2010		Winter 2011	
	Full-time	Part-time	Full-time	Part-time	Full-time	Part-time	Full-time	Part-time	Full-time	Part-time	Full-time	Part-time
Student Teachers' Union	–	–	6.50	–	6.50	–	–	–	6.50	–	6.50	–
Students' Administrative Council	–	–	150.97	–	150.97	–	–	–	149.62	–	149.62	–
U of T Community Radio	–	–	3.75	–	3.75	–	–	–	3.75	–	3.75	–
The Varsity	–	–	1.33	–	1.33	–	–	–	1.29	–	1.29	–
Athletics & Recreation	–	–	140.64	–	140.64	–	–	–	136.05	–	136.05	–
Hart House	–	–	71.63	–	71.63	–	–	–	69.11	–	69.11	–
Student Life Programs & Services	–	–	118.74	–	118.74	–	–	–	113.83	–	113.83	–
Total	0.00	0.00	493.56	0.00	493.56	0.00	0.00	0.00	480.15	0.00	480.15	0.00
Change From Previous Year			+7.8%		+7.8%				+4.9%		+4.9%	
						Fall + Winter:	Full-time 987.12		Fall + Winter:	Full-time 960.30		
							Part-time 0.00			Part-time 0.00		

Compulsory Non-Academic Incidental Fees

UNDERGRADUATE PROFESSIONAL DIVISIONS (continued)

Pharmacy	Summer 2011		Fall 2011		Winter 2012		Summer 2010		Fall 2010		Winter 2011	
	Full-time	Part-time	Full-time	Part-time	Full-time	Part-time	Full-time	Part-time	Full-time	Part-time	Full-time	Part-time
Undergraduate Pharmaceutical Society	–	–	36.00	0.00	36.00	0.00	–	–	36.00	0.00	36.00	0.00
Students' Administrative Council	–	–	150.97	–	150.97	–	–	–	149.62	–	149.62	–
Association of Part-time Undergraduate Students	–	–	–	86.12	–	86.12	–	–	–	79.79	–	79.79
U of T Community Radio	–	–	3.75	–	3.75	–	–	–	3.75	–	3.75	–
The Varsity	–	–	1.33	–	1.33	–	–	–	1.29	–	1.29	–
Athletics & Recreation	–	–	140.64	28.13	140.64	28.13	–	–	136.05	27.21	136.05	27.21
Hart House	–	–	71.63	14.34	71.63	14.34	–	–	69.11	13.83	69.11	13.83
Student Life Programs & Services	–	–	118.74	23.75	118.74	23.75	–	–	113.83	22.77	113.83	22.77
Total	0.00	0.00	523.06	152.34	523.06	152.34	0.00	0.00	509.65	143.60	509.65	143.60
Change From Previous Year			+7.3%	+9.5%	+7.3%	+9.5%			+4.6%	+3.3%	+4.6%	+3.3%
			Fall + Winter:		Full-time 1,046.12				Fall + Winter:		Full-time 1,019.30	
					Part-time 304.68						Part-time 287.20	

Physical Education & Health	Summer 2011		Fall 2011		Winter 2012		Summer 2010		Fall 2010		Winter 2011	
	Full-time	Part-time	Full-time	Part-time	Full-time	Part-time	Full-time	Part-time	Full-time	Part-time	Full-time	Part-time
Physical & Health Education Undergraduate Association	–	–	17.50	0.00	17.50	0.00	–	–	17.50	0.00	17.50	0.00
Students' Administrative Council	–	–	150.97	–	150.97	–	–	–	149.62	–	149.62	–
Association of Part-time Undergraduate Students	–	–	–	86.12	–	86.12	–	–	–	79.79	–	79.79
U of T Community Radio	–	–	3.75	–	3.75	–	–	–	3.75	–	3.75	–
The Varsity	–	–	1.33	–	1.33	–	–	–	1.29	–	1.29	–
Athletics & Recreation	–	–	140.64	28.13	140.64	28.13	–	–	136.05	27.21	136.05	27.21
Hart House	–	–	71.63	14.34	71.63	14.34	–	–	69.11	13.83	69.11	13.83
Student Life Programs & Services	–	–	118.74	23.75	118.74	23.75	–	–	113.83	22.77	113.83	22.77
Total	0.00	0.00	504.56	152.34	504.56	152.34	0.00	0.00	491.15	143.60	491.15	143.60
Change From Previous Year			+7.6%	+9.5%	+7.6%	+9.5%			+4.8%	+3.3%	+4.8%	+3.3%
			Fall + Winter:		Full-time 1,009.12				Fall + Winter:		Full-time 982.30	
					Part-time 304.68						Part-time 287.20	

OTHER PROGRAMS

Toronto School of Theology Basic Degree Students	Summer 2011		Fall 2011		Winter 2012		Summer 2010		Fall 2010		Winter 2011	
	Full-time	Part-time	Full-time	Part-time	Full-time	Part-time	Full-time	Part-time	Full-time	Part-time	Full-time	Part-time
Students' Administrative Council	–	–	150.97	–	150.97	–	–	–	149.62	–	149.62	–
Athletics & Recreation	–	–	140.64	28.13	140.64	28.13	–	–	136.05	27.21	136.05	27.21
Hart House	–	–	71.63	14.34	71.63	14.34	–	–	69.11	13.83	69.11	13.83
Student Life Programs & Services	–	–	109.96	21.99	109.96	21.99	–	–	105.42	21.08	105.42	21.08
Total	0.00	0.00	473.20	64.46	473.20	64.46	0.00	0.00	460.20	62.12	460.20	62.12
Change From Previous Year			+8.1%	+7.7%	+8.1%	+7.7%			+5.1%	+3.8%	+5.1%	+3.8%
			Fall + Winter:		Full-time 946.40				Fall + Winter:		Full-time 920.40	
					Part-time 128.92						Part-time 124.24	

Note: TST students are also charged college incidental fees.

Transitional Year Program	Summer 2011		Fall 2011		Winter 2012		Summer 2010		Fall 2010		Winter 2011	
	0.00	0.00	0.00	0.00	0.00	0.00	0.00	0.00	0.00	0.00	0.00	0.00
Student Association of the Transitional Year Program	–	–	15.00	0.00	15.00	0.00	–	–	15.00	0.00	15.00	0.00
Students' Administrative Council	–	–	150.97	–	150.97	–	–	–	149.62	–	149.62	–
Association of Part-time Undergraduate Students	–	–	–	86.12	–	86.12	–	–	–	79.79	–	79.79
U of T Community Radio	–	–	3.75	–	3.75	–	–	–	3.75	–	3.75	–
The Varsity	–	–	1.33	–	1.33	–	–	–	1.29	–	1.29	–
Athletics & Recreation	–	–	140.64	28.13	140.64	28.13	–	–	136.05	27.21	136.05	27.21
Hart House	–	–	71.63	14.34	71.63	14.34	–	–	69.11	13.83	69.11	13.83
Student Life Programs & Services	–	–	118.74	23.75	118.74	23.75	–	–	113.83	22.77	113.83	22.77
Total	0.00	0.00	502.06	152.34	502.06	152.34	0.00	0.00	488.65	143.60	488.65	143.60
Change From Previous Year			+7.7%	+9.5%	+7.7%	+9.5%			+4.8%	+3.3%	+4.8%	+3.3%
			Fall + Winter:		Full-time 1,004.12				Fall + Winter:		Full-time 977.30	
					Part-time 304.68						Part-time 287.20	

Woodsworth College Certificate, Diploma, and Other Programs	Summer 2011		Fall 2011		Winter 2012		Summer 2010		Fall 2010		Winter 2011	
	Full-time	Part-time	Full-time	Part-time	Full-time	Part-time	Full-time	Part-time	Full-time	Part-time	Full-time	Part-time
Woodsworth College Students' Association	15.00	15.00	7.50	7.50	7.50	7.50	15.00	15.00	7.50	7.50	7.50	7.50
Students' Administrative Council	37.92	–	150.97	–	150.97	–	37.12	–	149.62	–	149.62	–
Association of Part-time Undergraduate Students	–	18.12	–	86.12	–	86.12	–	18.08	–	79.79	–	79.79
Arts & Science Students' Union	9.50	–	9.50	–	9.50	–	7.50	–	7.50	–	7.50	–
U of T Community Radio	3.75	–	3.75	–	3.75	–	3.75	–	3.75	–	3.75	–
The Varsity	1.29	–	1.33	–	1.33	–	1.27	–	1.29	–	1.29	–
Athletics & Recreation	140.64	28.13	140.64	28.13	140.64	28.13	136.05	27.21	136.05	27.21	136.05	27.21
Hart House	71.63	14.34	71.63	14.34	71.63	14.34	69.11	13.83	69.11	13.83	69.11	13.83
Student Life Programs & Services	118.74	23.75	118.74	23.75	118.74	23.75	113.83	22.77	113.83	22.77	113.83	22.77
Total	398.47	99.34	504.06	159.84	504.06	159.84	383.63	96.89	488.65	151.10	488.65	151.10
Change From Previous Year	+7.5%	+5.1%	+8.1%	+9.1%	+8.1%	+9.1%	+3.5%	+2.5%	+4.8%	+3.1%	+4.8%	+3.1%
			Fall + Winter:		Full-time 1,008.12				Fall + Winter:		Full-time 977.30	
					Part-time 319.68						Part-time 302.20	

Compulsory Non-Academic Incidental Fees

GRADUATE STUDIES

Graduate Studies			Summer 2011		Fall 2011		Winter 2012		Summer 2010		Fall 2010		Winter 2011	
St. George			Full-time	Part-time	Full-time	Part-time	Full-time	Part-time	Full-time	Part-time	Full-time	Part-time	Full-time	Part-time
Graduate Students' Union			–	41.40	222.98	94.81	222.98	94.81	–	40.77	215.41	87.71	215.41	87.71
Athletics & Recreation			–	28.13	140.64	28.13	140.64	28.13	–	27.21	136.05	27.21	136.05	27.21
Hart House			–	14.34	71.63	14.34	71.63	14.34	–	13.83	69.11	13.83	69.11	13.83
Student Life Programs & Services			–	23.75	118.74	23.75	118.74	23.75	–	22.77	113.83	22.77	113.83	22.77
Total			0.00	107.62	553.99	161.03	553.99	161.03	0.00	104.58	534.40	151.52	534.40	151.52
Change From Previous Year				+5.4%	+7.1%	+13.1%	+7.1%	+13.1%		+2.4%	+3.3%	+6.4%	+3.3%	+6.4%
			Fall + Winter:					Full-time 1,107.98	Fall + Winter:					Full-time 1,068.80
								Part-time 322.06						Part-time 303.04

Graduate Studies			Summer 2011		Fall 2011		Winter 2012		Summer 2010		Fall 2010		Winter 2011	
Mississauga			Full-time	Part-time	Full-time	Part-time	Full-time	Part-time	Full-time	Part-time	Full-time	Part-time	Full-time	Part-time
Graduate Students' Union			–	41.40	222.98	94.81	222.98	94.81	–	40.77	215.41	87.71	215.41	87.71
Physical Education & Athletics			–	32.04	160.21	32.04	160.21	32.04	–	32.04	160.21	32.04	160.21	32.04
Athletics & Recreation			–	3.26	16.31	3.26	16.31	3.26	–	3.16	15.78	3.16	15.78	3.16
Hart House			–	0.45	2.20	0.45	2.20	0.45	–	0.43	2.12	0.43	2.12	0.43
Health Service			–	5.73	28.67	5.73	28.67	5.73	–	5.63	28.15	5.63	28.15	5.63
Student Services			–	23.66	118.31	23.66	118.31	23.66	–	21.87	113.18	22.64	113.18	22.64
Summer Shuttle Services			–	0.84	4.19	0.84	4.19	0.84	–	0.79	3.94	0.79	3.94	0.79
Mississauga Transit U-Pass			–	0.00	65.75	0.00	65.75	0.00	–	0.00	49.57	0.00	49.57	0.00
Total			0.00	107.38	618.62	160.79	618.62	160.79	0.00	104.69	588.36	152.40	588.36	152.40
Change From Previous Year				+4.4%	+8.6%	+12.3%	+8.6%	+12.3%		+1.7%	+3.3%	+6.4%	+3.3%	+6.4%
			Fall + Winter:					Full-time 1,237.24	Fall + Winter:					Full-time 1,176.72
								Part-time 321.58						Part-time 304.80

Graduate Studies			Summer 2011		Fall 2011		Winter 2012		Summer 2010		Fall 2010		Winter 2011	
Scarborough			Full-time	Part-time	Full-time	Part-time	Full-time	Part-time	Full-time	Part-time	Full-time	Part-time	Full-time	Part-time
Graduate Students' Union			–	41.40	222.98	94.81	222.98	94.81	–	40.77	215.41	87.71	215.41	87.71
Scarborough College Athletic Fee			–	21.54	107.69	21.54	107.69	21.54	–	20.51	102.57	20.51	102.57	20.51
Athletics & Recreation			–	3.26	16.31	3.26	16.31	3.26	–	3.16	15.78	3.16	15.78	3.16
Hart House			–	0.45	2.20	0.45	2.20	0.45	–	0.43	2.12	0.43	2.12	0.43
Health Service			–	10.44	52.19	10.44	52.19	10.44	–	9.94	49.71	9.94	49.71	9.94
Student Services			–	30.65	153.26	30.65	153.26	30.65	–	29.61	148.03	29.61	148.03	29.61
Total			0.00	107.74	554.63	161.15	554.63	161.15	0.00	104.42	533.62	151.36	533.62	151.36
Change From Previous Year				+8.0%	+9.7%	+15.1%	+9.7%	+15.1%		+4.7%	+5.6%	+8.1%	+5.6%	+8.1%
			Fall + Winter:					Full-time 1,109.26	Fall + Winter:					Full-time 1,067.24
								Part-time 322.30						Part-time 302.72

Graduate Studies: Faculty of Information			Summer 2011		Fall 2011		Winter 2012		Summer 2010		Fall 2010		Winter 2011	
			Full-time	Part-time	Full-time	Part-time	Full-time	Part-time	Full-time	Part-time	Full-time	Part-time	Full-time	Part-time
Technology Upgrade Fund			–	0.00	50.00	25.00	50.00	25.00	–	0.00	50.00	25.00	50.00	25.00
Graduate Students' Union			–	41.40	222.98	94.81	222.98	94.81	–	40.77	215.41	87.71	215.41	87.71
Athletics & Recreation			–	28.13	140.64	28.13	140.64	28.13	–	27.21	136.05	27.21	136.05	27.21
Hart House			–	14.34	71.63	14.34	71.63	14.34	–	13.83	69.11	13.83	69.11	13.83
Student Life Programs & Services			–	23.75	118.74	23.75	118.74	23.75	–	22.77	113.83	22.77	113.83	22.77
Total			0.00	107.62	603.99	186.03	603.99	186.03	0.00	104.58	584.40	176.52	584.40	176.52
Change From Previous Year				+5.4%	+6.5%	+11.1%	+6.5%	+11.1%		+2.4%	+3.0%	+5.4%	+3.0%	+5.4%
Note: Master of Information students are also charged for the Master of Information Student Council.			Fall + Winter:					Full-time 1,207.98	Fall + Winter:					Full-time 1,168.80
								Part-time 372.06						Part-time 353.04

Graduate Studies: Rotman School of Management MBA (Degree Students)			Summer 2011		Fall 2011		Winter 2012		Summer 2010		Fall 2010		Winter 2011	
			Full-time	Part-time	Full-time	Part-time	Full-time	Part-time	Full-time	Part-time	Full-time	Part-time	Full-time	Part-time
Graduate Business Council			–	20.00	30.00	15.00	30.00	15.00	–	20.00	30.00	15.00	30.00	15.00
Graduate Students' Union			–	41.40	222.98	94.81	222.98	94.81	–	40.77	215.41	87.71	215.41	87.71
Athletics & Recreation			–	28.13	140.64	28.13	140.64	28.13	–	27.21	136.05	27.21	136.05	27.21
Hart House			–	14.34	71.63	14.34	71.63	14.34	–	13.83	69.11	13.83	69.11	13.83
Student Life Programs & Services			–	23.75	118.74	23.75	118.74	23.75	–	22.77	113.83	22.77	113.83	22.77
Total			0.00	127.62	583.99	176.03	583.99	176.03	0.00	124.58	564.40	166.52	564.40	166.52
Change From Previous Year				+4.5%	+6.7%	+11.8%	+6.7%	+11.8%		+2.0%	+3.1%	+5.8%	+3.1%	+5.8%
			Fall + Winter:					Full-time 1,167.98	Fall + Winter:					Full-time 1,128.80
								Part-time 352.06						Part-time 333.04

Graduate Studies: Rotman School of Management MBA (Special Students)			Summer 2011		Fall 2011		Winter 2012		Summer 2010		Fall 2010		Winter 2011	
			Full-time	Part-time	Full-time	Part-time	Full-time	Part-time	Full-time	Part-time	Full-time	Part-time	Full-time	Part-time
Graduate Students' Union			–	–	222.98	–	222.98	–	–	–	215.41	–	215.41	–
Athletics & Recreation			–	–	140.64	–	140.64	–	–	–	136.05	–	136.05	–
Hart House			–	–	71.63	–	71.63	–	–	–	69.11	–	69.11	–
Student Life Programs & Services			–	–	118.74	–	118.74	–	–	–	113.83	–	113.83	–
Total			0.00	0.00	553.99	0.00	553.99	0.00	0.00	0.00	534.40	0.00	534.40	0.00
Change From Previous Year					+7.1%		+7.1%				+3.3%		+3.3%	
			Fall + Winter:					Full-time 1,107.98	Fall + Winter:					Full-time 1,068.80
								Part-time 0.00						Part-time 0.00

Compulsory Non-Academic Incidental Fees

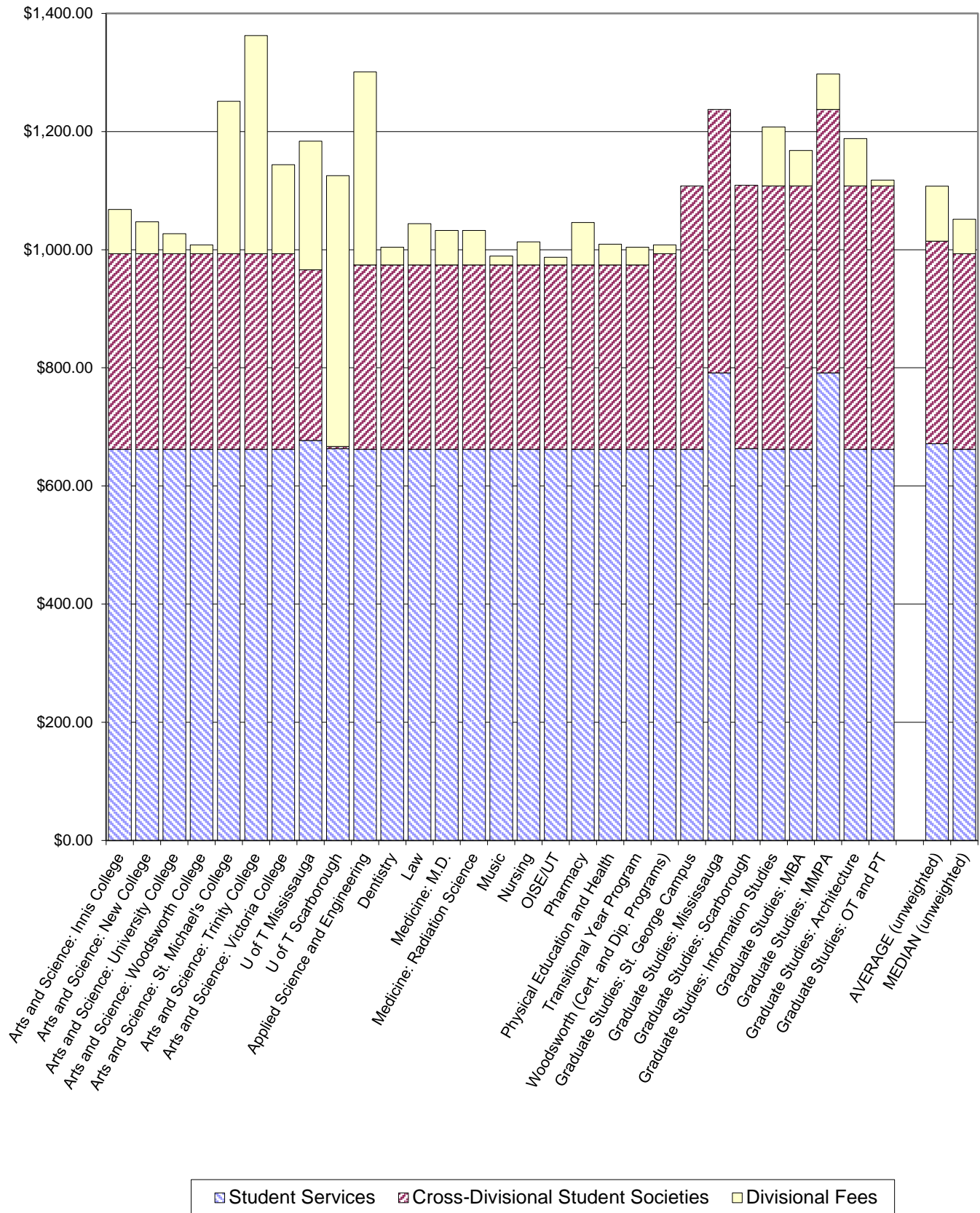
GRADUATE STUDIES (continued)

Graduate Studies: Rotman School of Management MMPA (Mississauga)	Full-time		Full-time		Full-time		Full-time		Full-time		Full-time		Full-time	
	Full-time	Part-time	Full-time	Part-time	Full-time	Part-time	Full-time	Part-time	Full-time	Part-time	Full-time	Part-time	Full-time	Part-time
Graduate Business Council	–	–	30.00	15.00	30.00	15.00	–	–	30.00	15.00	30.00	15.00	30.00	15.00
Graduate Students' Union	–	–	222.98	94.81	222.98	94.81	–	–	215.41	87.71	215.41	87.71	215.41	87.71
Physical Education & Athletics	–	–	160.21	32.04	160.21	32.04	–	–	160.21	32.04	160.21	32.04	160.21	32.04
Athletics & Recreation	–	–	16.31	3.26	16.31	3.26	–	–	15.78	3.16	15.78	3.16	15.78	3.16
Hart House	–	–	2.20	0.45	2.20	0.45	–	–	2.12	0.43	2.12	0.43	2.12	0.43
Health Service	–	–	28.67	5.73	28.67	5.73	–	–	28.15	5.63	28.15	5.63	28.15	5.63
Student Services	–	–	118.31	23.66	118.31	23.66	–	–	113.18	22.64	113.18	22.64	113.18	22.64
Summer Shuttle Services	–	–	4.19	0.84	4.19	0.84	–	–	3.94	0.79	3.94	0.79	3.94	0.79
Total	0.00	0.00	582.87	175.79	582.87	175.79	0.00	0.00	568.79	167.40	568.79	167.40	568.79	167.40
Change From Previous Year														
			+5.8%	+11.1%	+5.8%	+11.1%			+3.2%	+5.8%	+3.2%	+5.8%	+3.2%	+5.8%
			Fall + Winter:		Full-time	1,165.74			Fall + Winter:		Full-time	1,137.58		
					Part-time	351.58					Part-time	334.80		

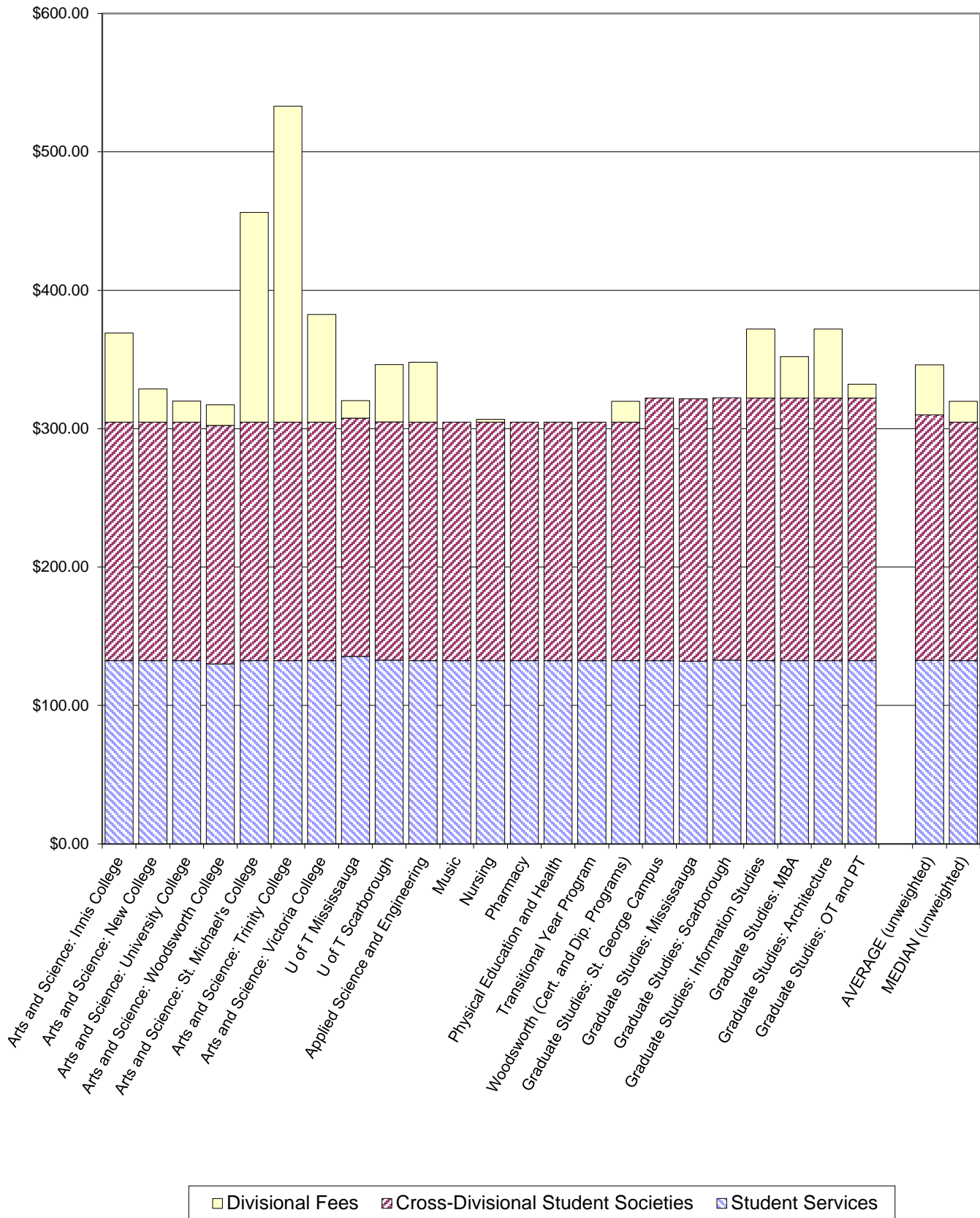
Graduate Studies: Architecture, Landscape & Design	Summer 2011		Fall 2011		Winter 2012		Summer 2010		Fall 2010		Winter 2011	
	Full-time	Part-time	Full-time	Part-time	Full-time	Part-time	Full-time	Part-time	Full-time	Part-time	Full-time	Part-time
Graduate Architecture, Landscape & Design Student Union	–	0.00	40.00	25.00	40.00	25.00	–	0.00	40.00	25.00	40.00	25.00
Graduate Students' Union	–	41.40	222.98	94.81	222.98	94.81	–	40.77	215.41	87.71	215.41	87.71
Athletics & Recreation	–	28.13	140.64	28.13	140.64	28.13	–	27.21	136.05	27.21	136.05	27.21
Hart House	–	14.34	71.63	14.34	71.63	14.34	–	13.83	69.11	13.83	69.11	13.83
Student Life Programs & Services	–	23.75	118.74	23.75	118.74	23.75	–	22.77	113.83	22.77	113.83	22.77
Total	0.00	107.62	593.99	186.03	593.99	186.03	0.00	104.58	574.40	176.52	574.40	176.52
Change From Previous Year		+5.4%	+6.6%	+11.1%	+6.6%	+11.1%		+2.4%	+3.1%	+5.4%	+3.1%	+5.4%
			Fall + Winter:		Full-time	1,187.98			Fall + Winter:		Full-time	1,148.80
					Part-time	372.06					Part-time	353.04

Graduate Studies Occupational Therapy and Physical Therapy	Summer 2011		Fall 2011		Winter 2012		Summer 2010		Fall 2010		Winter 2011	
	Full-time	Part-time	Full-time	Part-time	Full-time	Part-time	Full-time	Part-time	Full-time	Part-time	Full-time	Part-time
Occupational Therapy & Physical Therapy Graduate Students Council	–	0.00	5.00	5.00	5.00	5.00	–	0.00	5.00	5.00	5.00	5.00
Graduate Students' Union	–	41.40	222.98	94.81	222.98	94.81	–	40.77	215.41	87.71	215.41	87.71
Athletics & Recreation	–	28.13	140.64	28.13	140.64	28.13	–	27.21	136.05	27.21	136.05	27.21
Hart House	–	14.34	71.63	14.34	71.63	14.34	–	13.83	69.11	13.83	69.11	13.83
Student Life Programs & Services	–	23.75	118.74	23.75	118.74	23.75	–	22.77	113.83	22.77	113.83	22.77
Total	0.00	107.62	558.99	166.03	558.99	166.03	0.00	104.58	539.40	156.52	539.40	156.52
Change From Previous Year		+5.4%	+7.0%	+12.6%	+7.0%	+12.6%		+2.4%	+3.3%	+6.2%	+3.3%	+6.2%
			Fall + Winter:		Full-time	1,117.98			Fall + Winter:		Full-time	1,078.80
					Part-time	332.06					Part-time	313.04

Typical Fall/Winter Incidental Fees (Full-time Students)

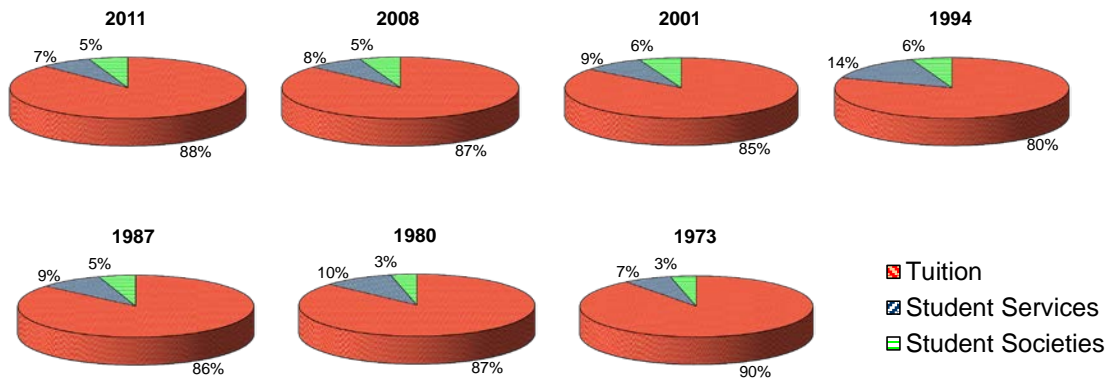


Typical Fall/Winter Incidental Fees (Part-time Students)

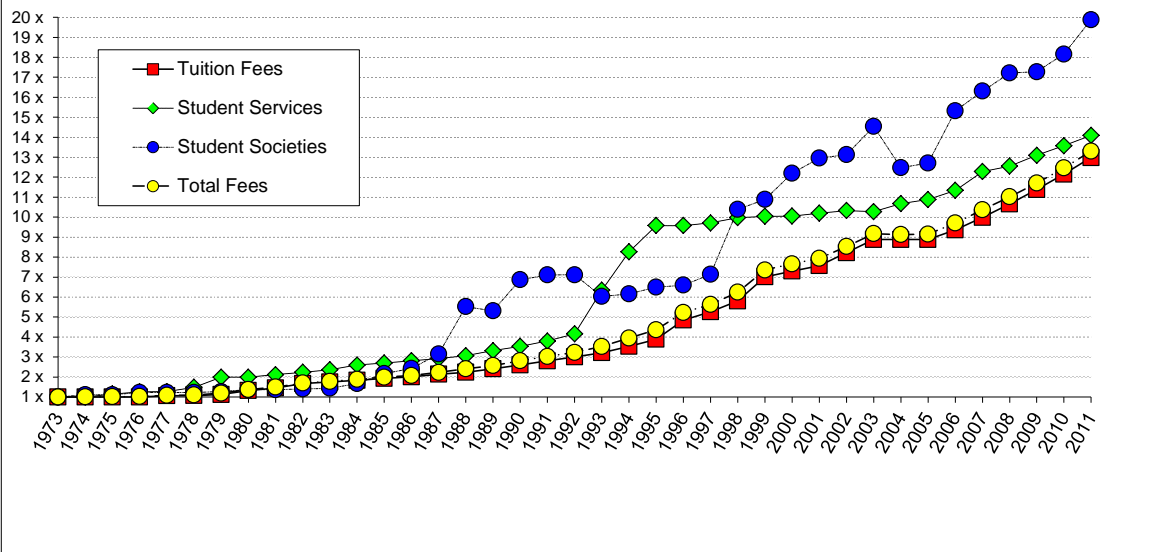


Typical Fall-Winter Full-time Student Fees Since 1973

Proportions of Fees



Relative Increases (Fall/Winter Fees)



Note: Prior to 1996-97, tuition is derived from the total academic fees paid by either a full-time Applied Science and Engineering student or a full-time Arts & Science student with a course load of 5.0 FCE. Beginning in 1996-97, tuition is derived from the average paid by a full-time year 1 Applied Science and Engineering student and a full-time Arts & Science student with a course load of 5.0 FCE. Student society fees are derived from the average of the fees charged to University College and Applied Science and Engineering students.

Compulsory Non-Academic Incidental Fees

Schedule 1: Student Society Fees

Student Societies	Summer 2011		Fall 2011		Winter 2012		Summer 2010		Fall 2010		Winter 2011	
	Full-time	Part-time	Full-time	Part-time	Full-time	Part-time	Full-time	Part-time	Full-time	Part-time	Full-time	Part-time
Arts & Science Students' Union												
Society	9.50		9.50		9.50		7.50		7.50		7.50	
TOTAL	\$9.50	\$0.00	\$9.50	\$0.00	\$9.50	\$0.00	\$7.50	\$0.00	\$7.50	\$0.00	\$7.50	\$0.00
Change From Previous Year	+26.7%		+26.7%		+26.7%		+0.0%		+0.0%		+0.0%	
	+2.00		+2.00		+2.00		+0.00		+0.00		+0.00	
Association of Part-time Undergraduate Students												
Society		13.65		13.65		13.65		13.65		13.65		13.65
Ontario Public Interest Research Group (refundable)		1.00		0.50		0.50		1.00		0.50		0.50
Canadian Federation of Students (CFS) & CFS-Ontario (cost of living increases permitted without referendum - approved fall 2002)		3.47		3.58		3.58		3.43		3.47		3.47
Accident & Prescription Drug Insurance Plan (including sales tax; refundable; increases up to 10% permitted without referendum - approved spring 1994)				37.28		37.28				33.89		33.89
Dental Plan (including sales tax; refundable; increases up to 10% permitted without referendum - approved spring of 2005)				31.11		31.11				28.28		28.28
TOTAL	\$0.00	\$18.12	\$0.00	\$86.12	\$0.00	\$86.12	\$0.00	\$18.08	\$0.00	\$79.79	\$0.00	\$79.79
Change From Previous Year		+0.2%		+7.9%		+7.9%		+0.3%		+2.9%		+2.9%
		+0.04		+6.33		+6.33		+0.05		+2.25		+2.25
Dental Students' Society												
Society (cost of living increases permitted without referendum - approved spring 1994)			15.00		15.00				15.00		15.00	
TOTAL	\$0.00	\$0.00	\$15.00	\$0.00	\$15.00	\$0.00	\$0.00	\$0.00	\$15.00	\$0.00	\$15.00	\$0.00
Change From Previous Year			+0.0%		+0.0%				+0.0%		+0.0%	
			+0.00		+0.00				+0.00		+0.00	
Engineering Society												
Society (cost of living increases permitted without referendum - approved spring 1991) – See Note 1			23.06	21.68	23.06	21.68			22.32	20.99	22.32	20.99
Engineering Career Centre (through 2010-11; referendum required for continuation)			0.00		0.00				12.50		12.50	
Engineering Athletic Association			4.50		4.50				4.50		4.50	
Formula SAE Racing Team (through 2012-13; referendum required for continuation)			2.75		2.75				2.25		2.25	
Blue Sky Solar Car Team (through 2011-12; referendum required for continuation)			2.75		2.75				2.75		2.75	
Special Projects Levy (through 2012-13; referendum required for continuation)			75.00		75.00				75.00		75.00	
Human Powered Vehicle Design (through 2012-13; referendum required for continuation)			1.25		1.25				1.25		1.25	
Engineers Without Borders (through 2012-13; referendum required for continuation)			1.25		1.25				1.25		1.25	
Concrete Canoe Team (through 2011-12; referendum required for continuation)			1.63		1.63				1.63		1.63	
Endowment Fund (through 2012-13; referendum required for continuation)			50.00		50.00							
Robotics Association (through 2012-13; referendum required for continuation)			1.25		1.25							
TOTAL	\$0.00	\$0.00	\$163.44	\$21.68	\$163.44	\$21.68	\$0.00	\$0.00	\$123.45	\$20.99	\$123.45	\$20.99
Change From Previous Year			+32.4%	+3.3%	+32.4%	+3.3%			+0.2%	+0.0%	+0.2%	+0.0%
			+39.99	+0.69	+39.99	+0.69			+0.27	+0.00	+0.27	+0.00
Erindale Part-time Undergraduate Students												
Society		0.00		0.00		0.00		0.00		0.00		0.00
Student Centre Levy		3.75		3.75		3.75		3.75		3.75		3.75
TOTAL	\$0.00	\$3.75	\$0.00	\$3.75	\$0.00	\$3.75	\$0.00	\$3.75	\$0.00	\$3.75	\$0.00	\$3.75
Change From Previous Year		+0.0%		+0.0%		+0.0%		-76.0%		+0.0%		+0.0%
		+0.00		+0.00		+0.00		-11.85		+0.00		+0.00
Graduate Business Council												
Society (cost of living increases permitted without referendum - approved spring 2006)		20.00	30.00	15.00	30.00	15.00		20.00	30.00	15.00	30.00	15.00
TOTAL	\$0.00	\$20.00	\$30.00	\$15.00	\$30.00	\$15.00	\$0.00	\$20.00	\$30.00	\$15.00	\$30.00	\$15.00
Change From Previous Year		+0.0%	+0.0%	+0.0%	+0.0%	+0.0%		+0.0%	+0.0%	+0.0%	+0.0%	+0.0%
		+0.00	+0.00	+0.00	+0.00	+0.00		+0.00	+0.00	+0.00	+0.00	+0.00
Graduate Architecture, Landscape & Design Student Union												
Society			40.00	25.00	40.00	25.00			40.00	25.00	40.00	25.00
TOTAL	\$0.00	\$0.00	\$40.00	\$25.00	\$40.00	\$25.00	\$0.00	\$0.00	\$40.00	\$25.00	\$40.00	\$25.00
Change From Previous Year			+0.0%	+0.0%	+0.0%	+0.0%			+0.0%	+0.0%	+0.0%	+0.0%
			+0.00	+0.00	+0.00	+0.00			+0.00	+0.00	+0.00	+0.00

Compulsory Non-Academic Incidental Fees

Student Societies	Summer 2011		Fall 2011		Winter 2012		Summer 2010		Fall 2010		Winter 2011	
	Full-time	Part-time	Full-time	Part-time	Full-time	Part-time	Full-time	Part-time	Full-time	Part-time	Full-time	Part-time
Graduate Students' Union												
Society (cost of living increases permitted without referendum - approved spring 1990)		29.30	30.26	15.13	30.26	15.13		28.95	29.30	14.65	29.30	14.65
Canadian Federation of Students (CFS) & CFS-Ontario (cost of living increases permitted without referendum - approved spring 1998)		7.35	7.48	3.74	7.48	3.74		7.32	7.35	3.67	7.35	3.67
Ontario Public Interest Research Group (refundable)		2.50	2.50	1.25	2.50	1.25		2.50	2.50	1.25	2.50	1.25
Downtown Legal Services (refundable)		1.50	1.50	0.75	1.50	0.75		1.50	1.50	0.75	1.50	0.75
Women's Centre (refundable)		0.50	0.50	0.25	0.50	0.25		0.50	0.50	0.25	0.50	0.25
Bikechain (refundable)		0.25	0.50	0.25	0.50	0.25			0.50	0.25	0.50	0.25
Supplementary Health Coverage (including administration fee and sales tax; refundable; increases up to health industry index permitted without referendum - current provisions approved spring 1999)			106.80		106.80				106.87		106.87	
Dental Plan (including administration fee and sales tax; refundable; increases up to dental industry index permitted without referendum - current provisions approved spring 2006)												
			73.44	73.44	73.44	73.44			66.89	66.89	66.89	66.89
TOTAL	\$0.00	\$41.40	\$222.98	\$94.81	\$222.98	\$94.81	\$0.00	\$40.77	\$215.41	\$87.71	\$215.41	\$87.71
Change From Previous Year		+1.5%	+3.5%	+8.1%	+3.5%	+8.1%		+0.4%	+2.7%	+8.4%	+2.7%	+8.4%
		+0.63	+7.57	+7.10	+7.57	+7.10		+0.17	+5.69	+6.82	+5.69	+6.82
Master of Information Student Council												
Society			12.50	6.25	12.50	6.25			12.50	6.25	12.50	6.25
Technology Upgrade Fund (through 2012-13; referendum required for continuation)			50.00	25.00	50.00	25.00			50.00	25.00	50.00	25.00
TOTAL	\$0.00	\$0.00	\$62.50	\$31.25	\$62.50	\$31.25	\$0.00	\$0.00	\$62.50	\$31.25	\$62.50	\$31.25
Change From Previous Year			+0.0%	+0.0%	+0.0%	+0.0%			+25.0%	+25.0%	+25.0%	+25.0%
			+0.00	+0.00	+0.00	+0.00			+12.50	+6.25	+12.50	+6.25
Faculty of Information Doctoral Students Association												
Technology Upgrade Fund (through 2012-13; referendum required for continuation)			50.00	25.00	50.00	25.00			50.00	25.00	50.00	25.00
TOTAL	\$0.00	\$0.00	\$50.00	\$25.00	\$50.00	\$25.00	\$0.00	\$0.00	\$50.00	\$25.00	\$50.00	\$25.00
Change From Previous Year			+0.0%	+0.0%	+0.0%	+0.0%			+0.0%	+0.0%	+0.0%	+0.0%
			+0.00	+0.00	+0.00	+0.00			+0.00	+0.00	+0.00	+0.00
Museum Studies Graduate Student Association												
Technology Upgrade Fund (through 2012-13; referendum required for continuation)			50.00	25.00	50.00	25.00						
TOTAL	\$0.00	\$0.00	\$50.00	\$25.00	\$50.00	\$25.00						
Change From Previous Year			(new)	(new)	(new)	(new)						
Innis College Student Society												
Society (cost of living increases permitted without referendum - approved spring 2000)			26.50	26.50	26.50	26.50			18.43	18.43	18.43	18.43
Refugee Student Fund			3.50	3.50	3.50	3.50			3.50	3.50	3.50	3.50
TOTAL	\$0.00	\$0.00	\$30.00	\$30.00	\$30.00	\$30.00	\$0.00	\$0.00	\$21.93	\$21.93	\$21.93	\$21.93
Change From Previous Year			+36.8%	+36.8%	+36.8%	+36.8%			-1.3%	-1.3%	-1.3%	-1.3%
			+8.07	+8.07	+8.07	+8.07			-0.28	-0.28	-0.28	-0.28
Innis College Student Society (First Year Students)												
Society (cost of living increases permitted without referendum - approved spring 2000)			26.50	26.50	26.50	26.50			18.43	18.43	18.43	18.43
Refugee Student Fund			3.50	3.50	3.50	3.50			3.50	3.50	3.50	3.50
Orientation (cost of living increases permitted without referendum - approved spring 2011)			50.00	50.00	50.00	50.00						
TOTAL	\$0.00	\$0.00	\$80.00	\$80.00	\$80.00	\$80.00	\$0.00	\$0.00	\$21.93	\$21.93	\$21.93	\$21.93
Change From Previous Year			+264.8%	+264.8%	+264.8%	+264.8%			-1.3%	-1.3%	-1.3%	-1.3%
			+58.07	+58.07	+58.07	+58.07			-0.28	-0.28	-0.28	-0.28
Medical Radiation Sciences Society (MRSS)												
Society			12.50		12.50				12.50		12.50	
TOTAL	\$0.00	\$0.00	\$12.50	\$0.00	\$12.50	\$0.00	\$0.00	\$0.00	\$12.50	\$0.00	\$12.50	\$0.00
Change From Previous Year			+0.0%		+0.0%				+0.0%		+0.0%	
			+0.00		+0.00				+0.00		+0.00	
Medical Society												
Society			23.77		23.77				23.77		23.77	
Canadian Federation of Medical Students			5.50		5.50				5.50		5.50	
TOTAL	\$0.00	\$0.00	\$29.27	\$0.00	\$29.27	\$0.00	\$0.00	\$0.00	\$29.27	\$0.00	\$29.27	\$0.00
Change From Previous Year			+0.0%		+0.0%				+0.0%		+0.0%	
			+0.00		+0.00				+0.00		+0.00	
The Medium												
Society			3.63	1.21	3.63	1.21			3.63	1.21	3.63	1.21
TOTAL	\$0.00	\$0.00	\$3.63	\$1.21	\$3.63	\$1.21	\$0.00	\$0.00	\$3.63	\$1.21	\$3.63	\$1.21
Change From Previous Year			+0.0%	+0.0%	+0.0%	+0.0%			+0.0%	+0.0%	+0.0%	+0.0%
			+0.00	+0.00	+0.00	+0.00			+0.00	+0.00	+0.00	+0.00
U of T at Mississauga Athletics Council												
Society	2.77	2.77	4.30	1.39	4.30	1.39	2.77	2.77	4.30	1.39	4.30	1.39
TOTAL	\$2.77	\$2.77	\$4.30	\$1.39	\$4.30	\$1.39	\$2.77	\$2.77	\$4.30	\$1.39	\$4.30	\$1.39
Change From Previous Year	+0.0%	+0.0%	+0.0%	+0.0%	+0.0%	+0.0%	+0.0%	+0.0%	+0.0%	+0.0%	+0.0%	+0.0%
	+0.00	+0.00	+0.00	+0.00	+0.00	+0.00	+0.00	+0.00	+0.00	+0.00	+0.00	+0.00

Compulsory Non-Academic Incidental Fees

Student Societies	Summer 2011		Fall 2011		Winter 2012		Summer 2010		Fall 2010		Winter 2011	
	Full-time	Part-time	Full-time	Part-time	Full-time	Part-time	Full-time	Part-time	Full-time	Part-time	Full-time	Part-time
U of T at Mississauga Students' Union (formally known as the Erindale College Student Union)												
Society (cost of living increases permitted without referendum - approved spring 2006)	12.86		13.28		13.28		12.71		12.86		12.86	
Student Centre Levy	12.50		12.50		12.50		12.50		12.50		12.50	
On Campus First Aid Emergency Response	0.20		0.50		0.50		0.20		0.20		0.20	
Blind Duck Pub (refundable)	3.25		3.25		3.25		3.25		3.25		3.25	
Club Funding and Resources	1.26		1.26		1.26		1.26		1.26		1.26	
Mississauga Transit Upass (different amount for summer compared to fall and winter; increases up to 9% permitted without referendum - current provisions approved fall of 2010)	86.50		65.75		65.75				49.57		49.57	
Academic Societies (cost of living increases permitted without referendum - approved spring 2007)	0.93		0.96		0.96		0.92		0.93		0.93	
Food Bank (cost of living increases permitted without referendum approved spring 2009)			0.53		0.53				0.51		0.51	
Student Refugee Program (cost of living increases permitted without referendum - approved spring 2009)			1.04		1.04				1.01		1.01	
TOTAL	\$117.50	\$0.00	\$99.07	\$0.00	\$99.07	\$0.00	\$30.84	\$0.00	\$82.09	\$0.00	\$82.09	\$0.00
Change From Previous Year	+281.0%		+20.7%		+20.7%		+0.7%		+1.4%		+1.4%	
	+86.66		+16.98		+16.98		+0.20		+1.15		+1.15	
Music Undergraduate Society												
Society			7.50		7.50				7.50		7.50	
TOTAL	\$0.00	\$0.00	\$7.50	\$0.00	\$7.50	\$0.00	\$0.00	\$0.00	\$7.50	\$0.00	\$7.50	\$0.00
Change From Previous Year			+0.0%		+0.0%				+0.0%		+0.0%	
			+0.00		+0.00				+0.00		+0.00	
New College Student Council												
Society			16.00	6.00	16.00	6.00			16.00	6.00	16.00	6.00
Admission Scholarships			1.00	1.00	1.00	1.00			1.00	1.00	1.00	1.00
Computing Facilities and Capital Fund (through 2011-12; referendum required for continuation)			10.00	5.00	10.00	5.00			10.00	5.00	10.00	5.00
TOTAL	\$0.00	\$0.00	\$27.00	\$12.00	\$27.00	\$12.00	\$0.00	\$0.00	\$27.00	\$12.00	\$27.00	\$12.00
Change From Previous Year			+0.0%	+0.0%	+0.0%	+0.0%			+0.0%	+0.0%	+0.0%	+0.0%
			+0.00	+0.00	+0.00	+0.00			+0.00	+0.00	+0.00	+0.00
Nursing Undergraduate Society												
Society (cost of living increases permitted without referendum through 2015 with no single increase exceeding \$2.00 - approved spring 2011)			17.00		17.00				17.00		17.00	
Canadian Nursing Students Association (increasing to \$5.00 per session full-time beginning fall 2012)			2.50	1.00	2.50	1.00			2.50	1.00	2.50	1.00
TOTAL	\$0.00	\$0.00	\$19.50	\$1.00	\$19.50	\$1.00	\$0.00	\$0.00	\$19.50	\$1.00	\$19.50	\$1.00
Change From Previous Year			+0.0%	+0.0%	+0.0%	+0.0%			+0.0%	+0.0%	+0.0%	+0.0%
			+0.00	+0.00	+0.00	+0.00			+0.00	+0.00	+0.00	+0.00
Undergraduate Pharmacy Society												
Society (cost of living increases permitted without referendum - approved spring 1991)			20.00		20.00				20.00		20.00	
Canadian Association of Pharmacy Students and Interns			7.50		7.50				7.50		7.50	
Graduation Events			8.50		8.50				8.50		8.50	
TOTAL	\$0.00	\$0.00	\$36.00	\$0.00	\$36.00	\$0.00	\$0.00	\$0.00	\$36.00	\$0.00	\$36.00	\$0.00
Change From Previous Year			+0.0%		+0.0%				+0.0%		+0.0%	
			+0.00		+0.00				+0.00		+0.00	
Occupational Therapy & Physical Therapy Graduate Students Council												
Society			5.00	5.00	5.00	5.00			5.00	5.00	5.00	5.00
TOTAL	\$0.00	\$0.00	\$5.00	\$5.00	\$5.00	\$5.00	\$0.00	\$0.00	\$5.00	\$5.00	\$5.00	\$5.00
Change From Previous Year			+0.0%	+0.0%	+0.0%	+0.0%			+0.0%	+0.0%	+0.0%	+0.0%
			+0.00	+0.00	+0.00	+0.00			+0.00	+0.00	+0.00	+0.00
Physical Education & Health Undergraduate Association												
Society			17.50		17.50				17.50		17.50	
TOTAL	\$0.00	\$0.00	\$17.50	\$0.00	\$17.50	\$0.00	\$0.00	\$0.00	\$17.50	\$0.00	\$17.50	\$0.00
Change From Previous Year			+0.0%		+0.0%				+0.0%		+0.0%	
			+0.00		+0.00				+0.00		+0.00	
Scarborough College Athletic Association												
Society			3.50		3.50				3.50		3.50	
TOTAL	\$0.00	\$0.00	\$3.50	\$0.00	\$3.50	\$0.00	\$0.00	\$0.00	\$3.50	\$0.00	\$3.50	\$0.00
Change From Previous Year			+0.0%		+0.0%				+0.0%		+0.0%	
			+0.00		+0.00				+0.00		+0.00	
Scarborough Campus Community Radio (Fusion Radio)												
Society (cost of living increases permitted without referendum - approved spring 2007; begin charging fee during summer beginning summer 2012)			4.85		4.85				3.59		3.59	
TOTAL	\$0.00	\$0.00	\$4.85	\$0.00	\$4.85	\$0.00	\$0.00	\$0.00	\$3.59	\$0.00	\$3.59	\$0.00
Change From Previous Year			+35.1%		+35.1%				+1.1%		+1.1%	
			+1.26		+1.26				+0.04		+0.04	

Compulsory Non-Academic Incidental Fees

Student Societies	Summer 2011		Fall 2011		Winter 2012		Summer 2010		Fall 2010		Winter 2011	
	Full-time	Part-time	Full-time	Part-time	Full-time	Part-time	Full-time	Part-time	Full-time	Part-time	Full-time	Part-time
Scarborough Campus Students' Union												
Society (cost of living increases permitted without referendum – approved fall 2002)	23.91	1.31	23.91	1.31	23.91	1.31	23.63	1.29	23.91	1.31	23.91	1.31
Refugee Student Program (through 2011-12; SCSU Board approval of continuation)	0.75	0.25	0.75	0.25	0.75	0.25	0.75	0.25	0.75	0.25	0.75	0.25
Student Centre (cost of living increases permitted without referendum - approved spring 2001)	34.91	10.46	35.64	10.68	35.64	10.68	34.50	10.34	34.91	10.46	34.91	10.46
Women's Centre (refundable)	1.50		1.50		1.50		1.50		1.50		1.50	
Downtown Legal Services (refundable)	0.50		0.50		0.50		0.50		0.50		0.50	
Orientation (refundable)	0.50		0.50		0.50		0.50		0.50		0.50	
Blue Sky Solar Car Team (refundable)	0.13		0.13		0.13		0.13		0.13		0.13	
Day Care Subsidy (refundable)	0.50		0.50		0.50		0.50		0.50		0.50	
Wheelchair Accessibility Projects	1.00		1.00		1.00		1.00		1.00		1.00	
Refugee Student Fund	0.30		0.30		0.30		0.30		0.30		0.30	
Health Initiatives in Developing Countries (refundable)	0.25		0.25		0.25		0.25		0.25		0.25	
Foster Children Program	0.05		0.05		0.05		0.05		0.05		0.05	
U of T Environmental Resource Network (refundable)	0.25		0.25		0.25		0.25		0.25		0.25	
Canadian Federation of Students (CFS) & CFS-Ontario (cost of living increases permitted without referendum - approved fall 2002)	6.91		7.14		7.14		6.83		6.91		6.91	
Frontier College Students for Literacy - UTSC (refundable; fall and winter only)	0.00	0.00	0.50	0.10	0.50	0.10	0.00	0.00	0.50	0.10	0.50	0.10
UTSC Sports & Recreation Complex Levy (increases up to 4% permitted without referendum - approved spring of 2010; increased to \$140.00 full-time/\$28.00 part-time in summer 2014 through summer 2039)	40.00	8.00	41.60	8.32	41.60	8.32	40.00	8.00	40.00	8.00	40.00	8.00
Accident & Prescription Drug Insurance Plan (including administration fee and sales tax; refundable; increases up to 10% permitted without referendum - current provisions approved spring of 1998)			47.11		47.11				44.03		47.11	
Dental Plan (including administration fee and sales tax; refundable; increases up to 10% permitted without referendum - approved spring of 1998)			55.76		55.76				51.02		51.02	
TOTAL	\$111.46	\$20.02	\$217.39	\$20.66	\$217.39	\$20.66	\$110.69	\$19.88	\$207.01	\$20.12	\$210.09	\$20.12
Change From Previous Year	+0.7%	+0.7%	+5.0%	+2.7%	+3.5%	+2.7%	+58.7%	+69.8%	+25.0%	+67.9%	+26.9%	+67.9%
	+0.77	+0.14	+10.38	+0.54	+7.30	+0.54	+40.96	+8.17	+41.45	+8.14	+44.53	+8.14
Scarborough College Students' Press (<i>The Underground</i>)												
Society			3.50		3.50				3.50		3.50	
TOTAL	\$0.00	\$0.00	\$3.50	\$0.00	\$3.50	\$0.00	\$0.00	\$0.00	\$3.50	\$0.00	\$3.50	\$0.00
Change From Previous Year			+0.0%		+0.0%				+0.0%		+0.0%	
			+0.00		+0.00				+0.00		+0.00	
Student Teachers' Union												
Society			6.50		6.50				6.50		6.50	
Teacher Employment Preparation Centre			0.00		0.00				0.00		0.00	
TOTAL	\$0.00	\$0.00	\$6.50	\$0.00	\$6.50	\$0.00	\$0.00	\$0.00	\$6.50	\$0.00	\$6.50	\$0.00
Change From Previous Year			+0.0%		+0.0%				+0.0%		+0.0%	
			+0.00		+0.00				+0.00		+0.00	
Students' Administrative Council (operating as the University of Toronto Students' Union, UTSU) - St. George Campus												
Society (cost of living increases permitted without referendum - approved spring 1991)	16.46		17.00		17.00		16.26		16.46		16.46	
Women's Centre (refundable)	1.50		1.50		1.50		1.50		1.50		1.50	
Sexual Education & Peer Counselling Centre (refundable)	0.25		0.25		0.25		0.25		0.25		0.25	
Downtown Legal Services (refundable)	1.50		1.50		1.50		1.50		1.50		1.50	
Ontario Public Interest Research Group (refundable)	0.50		0.50		0.50		0.50		0.50		0.50	
Orientation (refundable)	0.50		0.50		0.50		0.50		0.50		0.50	
Blue Sky Solar Racing Car Team (refundable)	0.13		0.13		0.13		0.13		0.13		0.13	
Day Care Subsidy (refundable)	0.50		0.50		0.50		0.50		0.50		0.50	
Wheelchair Accessibility Projects	1.00		1.00		1.00		1.00		1.00		1.00	
Student Refugee Program (cost of living increases permitted without referendum - approved spring 2007)	0.63		0.65		0.65		0.62		0.63		0.63	
Health Initiatives in Developing Countries (refundable)	0.25		0.25		0.25		0.25		0.25		0.25	
Foster Children Program	0.05		0.05		0.05		0.05		0.05		0.05	
U of T Environmental Resource Network (refundable)	0.50		0.50		0.50		0.50		0.50		0.50	
BikeShare (refundable)	0.25		0.25		0.25		0.25		0.25		0.25	
Students for Barrier Free Access (refundable)	1.00		1.00		1.00		1.00		1.00		1.00	
Cinema Studies Students' Union (refundable)	0.25		0.25		0.25		0.25		0.25		0.25	
Canadian Federation of Students (CFS) & CFS-Ontario (cost of living increases permitted without referendum - approved fall 2002)	6.91		7.14		7.14		6.83		6.91		6.91	
Radical Roots (refundable)	0.15		0.15		0.15		0.15		0.15		0.15	
Student Commons (increasing to \$20.75 beginning in the session in which the Student Commons opens and continuing for a maximum of 25 years; increases up to 10% permitted without referendum - approved fall 2007)	5.59		6.15		6.15		5.08		5.59		5.59	
Accident & Prescription Drug Insurance Plan (including administration fee and sales tax; refundable; increases up to 10% permitted without referendum - current provisions approved spring of 1998)			60.32		60.32				60.32		60.32	
Dental Plan (including administration fee and sales tax; refundable; increases up to 10% permitted without referendum - approved spring of 1998)			51.38		51.38				51.38		51.38	
TOTAL	\$37.92	\$0.00	\$150.97	\$0.00	\$150.97	\$0.00	\$37.12	\$0.00	\$149.62	\$0.00	\$149.62	\$0.00
Change From Previous Year	+2.2%		+0.9%		+0.9%		+1.2%		+7.9%		+7.9%	
	+0.80		+1.35		+1.35		+0.43		+10.95		+10.95	

Compulsory Non-Academic Incidental Fees

Student Societies	Summer 2011		Fall 2011		Winter 2012		Summer 2010		Fall 2010		Winter 2011	
	Full-time	Part-time	Full-time	Part-time	Full-time	Part-time	Full-time	Part-time	Full-time	Part-time	Full-time	Part-time
Students' Administrative Council (operating as the University of Toronto Students' Union, UTSU) - Mississauga												
Society (cost of living increases permitted without referendum - approved spring 1991)	16.46		17.00		17.00		16.26		16.46		16.46	
Women's Centre (refundable)	0.50		0.50		0.50		0.50		0.50		0.50	
UTM Sexual Education Centre (refundable)	1.00		1.00		1.00		1.00		1.00		1.00	
UTM Women's Centre (refundable)	1.00		1.00		1.00		1.00		1.00		1.00	
Downtown Legal Services (refundable)	0.50		0.50		0.50		0.50		0.50		0.50	
Orientation (refundable)	0.50		0.50		0.50		0.50		0.50		0.50	
Blue Sky Solar Racing Car Team (refundable)	0.13		0.13		0.13		0.13		0.13		0.13	
Day Care Subsidy (refundable)	0.50		0.50		0.50		0.50		0.50		0.50	
Wheelchair Accessibility Projects	1.00		1.00		1.00		1.00		1.00		1.00	
Student Refugee Program (cost of living increases permitted without referendum - approved spring 2007)	0.63		0.65		0.65		0.62		0.63		0.63	
Health Initiatives in Developing Countries (refundable)	0.25		0.25		0.25		0.25		0.25		0.25	
Foster Children Program	0.05		0.05		0.05		0.05		0.05		0.05	
U of T Environmental Resource Network (refundable)	0.50		0.50		0.50		0.50		0.50		0.50	
Canadian Federation of Students (CFS) & CFS-Ontario (cost of living increases permitted without referendum - approved fall 2002)	6.91		7.14		7.14		6.83		6.91		6.91	
Radical Roots (refundable)	0.15		0.15		0.15		0.15		0.15		0.15	
Accident & Prescription Drug Insurance Plan (including administration fee and sales tax; refundable; increases up to 10% permitted without referendum - current provisions approved spring of 1998)			60.32		60.32				60.32		60.32	
Dental Plan (including administration fee and sales tax; refundable; increases up to 10% permitted without referendum - approved spring of 1998)			51.38		51.38				51.38		51.38	
TOTAL	\$30.08	\$0.00	\$142.57	\$0.00	\$142.57	\$0.00	\$29.79	\$0.00	\$141.78	\$0.00	\$141.78	\$0.00
Change From Previous Year	+1.0%	+0.29	+0.6%	+0.79	+0.6%	+0.79	+1.2%	+0.35	+7.9%	+10.44	+7.9%	+10.44
Students' Law Society (All Except First Year J.D. Students)												
Society			20.00		20.00				20.00		20.00	
Public Interest Advocacy Summer Employment Program (refundable)			15.00		15.00				15.00		15.00	
TOTAL	\$0.00	\$0.00	\$35.00	\$0.00	\$35.00	\$0.00	\$0.00	\$0.00	\$35.00	\$0.00	\$35.00	\$0.00
Change From Previous Year			+0.0%	+0.00	+0.0%	+0.00			+0.0%	+0.00	+0.0%	+0.00
Students' Law Society (First Year J.D. Students)												
Society			20.00		20.00				20.00		20.00	
Public Interest Advocacy Summer Employment Program (refundable)			15.00		15.00				15.00		15.00	
Orientation			25.00		25.00				25.00		25.00	
TOTAL	\$0.00	\$0.00	\$60.00	\$0.00	\$60.00	\$0.00	\$0.00	\$0.00	\$60.00	\$0.00	\$60.00	\$0.00
Change From Previous Year			+0.0%	+0.00	+0.0%	+0.00			+0.0%	+0.00	+0.0%	+0.00
Student Association of the Transitional Year Program												
Society			15.00		15.00				15.00		15.00	
TOTAL	\$0.00	\$0.00	\$15.00	\$0.00	\$15.00	\$0.00	\$0.00	\$0.00	\$15.00	\$0.00	\$15.00	\$0.00
Change From Previous Year			+0.0%	+0.00	+0.0%	+0.00			+0.0%	+0.00	+0.0%	+0.00
University College Literary & Athletic Society												
Society (cost of living increases permitted without referendum - approved spring 2006)			10.76	3.61	10.76	3.61			10.42	3.49	10.42	3.49
Refugee Sponsorship Program			1.88	1.88	1.88	1.88			1.88	1.88	1.88	1.88
Special Fund (Capital Fund)			0.50	0.50	0.50	0.50			0.50	0.50	0.50	0.50
The Gargoyle			1.50	1.50	1.50	1.50			1.50	1.50	1.50	1.50
Foster Parents Plan			0.00	0.00	0.00	0.00			0.00	0.00	0.00	0.00
U.C. Review			0.88		0.88				0.88		0.88	
Campus Safety			0.00		0.00				0.00		0.00	
Association of College Program Unions - University College (refundable)			0.66		0.66				0.66		0.66	
Contact U.C.			0.50		0.50				0.50		0.50	
Charity Fund			0.13		0.13				0.13		0.13	
U.C. WUSC Committee			0.13	0.13	0.13	0.13			0.13	0.13	0.13	0.13
Student Aid Fund (through 2010-11; no continuation provision)			0.00	0.00	0.00	0.00			1.50	1.50	1.50	1.50
TOTAL	\$0.00	\$0.00	\$16.94	\$7.62	\$16.94	\$7.62	\$0.00	\$0.00	\$18.10	\$9.00	\$18.10	\$9.00
Change From Previous Year			-6.4%	-15.3%	-6.4%	-15.3%			+0.0%	+0.0%	+0.0%	+0.0%
			-1.16	-1.38	-1.16	-1.38			+0.00	+0.00	+0.00	+0.00
U of T Community Radio (CIUT-FM) - St. George												
Society	3.75		3.75		3.75		3.75		3.75		3.75	
TOTAL	\$3.75	\$0.00	\$3.75	\$0.00	\$3.75	\$0.00	\$3.75	\$0.00	\$3.75	\$0.00	\$3.75	\$0.00
Change From Previous Year	+0.0%	+0.00	+0.0%	+0.00	+0.0%	+0.00	+50.0%	+1.25	+0.0%	+0.00	+0.0%	+0.00
U of T Community Radio (CIUT-FM) - Mississauga												
Society	0.50		0.50		0.50		0.50		0.50		0.50	
TOTAL	\$0.50	\$0.00	\$0.50	\$0.00	\$0.50	\$0.00	\$0.50	\$0.00	\$0.50	\$0.00	\$0.50	\$0.00
Change From Previous Year	+0.0%	+0.00	+0.0%	+0.00	+0.0%	+0.00	+0.0%	+0.00	+0.0%	+0.00	+0.0%	+0.00
U of T Community Radio (CIUT-FM) - Scarborough												
Society	0.50		0.50		0.50		0.50		0.50		0.50	
TOTAL	\$0.50	\$0.00	\$0.50	\$0.00	\$0.50	\$0.00	\$0.50	\$0.00	\$0.50	\$0.00	\$0.50	\$0.00
Change From Previous Year	+0.0%	+0.00	+0.0%	+0.00	+0.0%	+0.00	+0.0%	+0.00	+0.0%	+0.00	+0.0%	+0.00

Compulsory Non-Incidental Fees

Student Societies	Summer 2011		Fall 2011		Winter 2012		Summer 2010		Fall 2010		Winter 2011	
	Full-time	Part-time	Full-time	Part-time	Full-time	Part-time	Full-time	Part-time	Full-time	Part-time	Full-time	Part-time
Varsity Publications (<i>The Varsity</i>)												
Society (cost of living increases permitted without referendum - approved spring 2007)	1.29		1.33		1.33		1.27		1.29		1.29	
TOTAL	\$1.29	\$0.00	\$1.33	\$0.00	\$1.33	\$0.00	\$1.27	\$0.00	\$1.29	\$0.00	\$1.29	\$0.00
Change From Previous Year	+1.6%		+3.1%		+3.1%		+1.6%		+1.6%		+1.6%	
	+0.02		+0.04		+0.04		+0.02		+0.02		+0.02	
VIBE - Radio Erindale												
Society	2.00		2.00		2.00		2.00		2.00		2.00	
TOTAL	\$2.00	\$0.00	\$2.00	\$0.00	\$2.00	\$0.00	\$2.00	\$0.00	\$2.00	\$0.00	\$2.00	\$0.00
Change From Previous Year	+0.0%		+0.0%		+0.0%		+0.0%		+0.0%		+0.0%	
	+0.00		+0.00		+0.00		+0.00		+0.00		+0.00	
Woodsworth College Students' Association												
Society	15.00	15.00	7.50	7.50	7.50	7.50	15.00	15.00	7.50	7.50	7.50	7.50
TOTAL	\$15.00	\$15.00	\$7.50	\$7.50	\$7.50	\$7.50	\$15.00	\$15.00	\$7.50	\$7.50	\$7.50	\$7.50
Change From Previous Year	+0.0%	+0.0%	+0.0%	+0.0%	+0.0%	+0.0%	+0.0%	+0.0%	+0.0%	+0.0%	+0.0%	+0.0%
	+0.00	+0.00	+0.00	+0.00	+0.00	+0.00	+0.00	+0.00	+0.00	+0.00	+0.00	+0.00

Notes:

1) Applied Science & Engineering (APSC) students engaged in the Professional Experience Year (PEY) program are charged the part-time student fee.

Residence Councils	Summer 2011		Fall 2011		Winter 2012		Summer 2010		Fall 2010		Winter 2011	
	Full-time	Part-time	Full-time	Part-time	Full-time	Part-time	Full-time	Part-time	Full-time	Part-time	Full-time	Part-time
89 Chestnut Residence Council												
Society (cost of living increases permitted without referendum - approved spring 2004)				9.47		9.47				9.17		9.17
TOTAL		\$0.00		\$9.47		\$9.47		\$0.00		\$9.17		\$9.17
Change From Previous Year				+3.3%		+3.3%				+0.0%		+0.0%
				+0.30		+0.30				+0.00		+0.00
Innis Residence Council												
Society				20.00		20.00				20.00		20.00
TOTAL		\$0.00		\$20.00		\$20.00		\$0.00		\$20.00		\$20.00
Change From Previous Year				+0.0%		+0.0%				+0.0%		+0.0%
				+0.00		+0.00				+0.00		+0.00
Graduate House Council												
Society (annual fee is pro-rated by term of residency)		11.68		11.68		11.68		11.68		11.68		11.68
TOTAL		\$11.68		\$11.68		\$11.68		\$11.68		\$11.68		\$11.68
Change From Previous Year		+0.0%		+0.0%		+0.0%		+0.0%		+0.0%		+0.0%
		+0.00		+0.00		+0.00		+0.00		+0.00		+0.00
U of T at Mississauga Residence Council												
Society				10.00		10.00				10.00		10.00
TOTAL		\$0.00		\$10.00		\$10.00		\$0.00		\$10.00		\$10.00
Change From Previous Year				+0.0%		+0.0%				+0.0%		+0.0%
				+0.00		+0.00				+0.00		+0.00
New College Residence Council												
Society				10.00		10.00				10.00		10.00
TOTAL		\$0.00		\$10.00		\$10.00		\$0.00		\$10.00		\$10.00
Change From Previous Year				+0.0%		+0.0%				+0.0%		+0.0%
				+0.00		+0.00				+0.00		+0.00
U of T at Scarborough Student Residence Council												
Society				15.00		15.00				15.00		15.00
TOTAL		\$0.00		\$15.00		\$15.00		\$0.00		\$15.00		\$15.00
Change From Previous Year				+0.0%		+0.0%				+0.0%		+0.0%
				+0.00		+0.00				+0.00		+0.00
University College Residence Council												
Society				7.50		7.50				7.50		7.50
TOTAL		\$0.00		\$7.50		\$7.50		\$0.00		\$7.50		\$7.50
Change From Previous Year				+0.0%		+0.0%				+0.0%		+0.0%
				+0.00		+0.00				+0.00		+0.00
Woodsworth College Residence Council												
Society				10.00		10.00				10.00		10.00
TOTAL		\$0.00		\$10.00		\$10.00		\$0.00		\$10.00		\$10.00
Change From Previous Year				+0.0%		+0.0%				+0.0%		+0.0%
				+0.00		+0.00				+0.00		+0.00

Compulsory Non-Academic Incidental Fees

Schedule 2: Campus Services Fees

Campus Services Fees	Summer 2011		Fall 2011		Winter 2012		Summer 2010		Fall 2010		Winter 2011	
	Full-time	Part-time	Full-time	Part-time	Full-time	Part-time	Full-time	Part-time	Full-time	Part-time	Full-time	Part-time
St. George Campus												
Athletics & Recreation	140.64	28.13	140.64	28.13	140.64	28.13	136.05	27.21	136.05	27.21	136.05	27.21
Hart House	71.63	14.34	71.63	14.34	71.63	14.34	69.11	13.83	69.11	13.83	69.11	13.83
Student Life Programs and Services	118.74	23.75	118.74	23.75	118.74	23.75	113.83	22.77	113.83	22.77	113.83	22.77
TOTAL	\$331.01	\$66.22	\$331.01	\$66.22	\$331.01	\$66.22	\$318.99	\$63.81	\$318.99	\$63.81	\$318.99	\$63.81
Change From Previous Year	+3.8%	+3.8%	+3.8%	+3.8%	+3.8%	+3.8%	+3.7%	+3.7%	+3.7%	+3.7%	+3.7%	+3.7%
	+12.02	+2.41	+12.02	+2.41	+12.02	+2.41	+11.38	+2.29	+11.38	+2.29	+11.38	+2.29
University of Toronto Mississauga - Undergraduate UTM Students (See Note 2)												
Physical Education and Athletics	160.21	32.04	160.21	32.04	160.21	32.04	160.21	32.04	160.21	32.04	160.21	32.04
Athletics & Recreation	16.31	3.26	16.31	3.26	16.31	3.26	15.78	3.16	15.78	3.16	15.78	3.16
Hart House	2.20	0.45	2.20	0.45	2.20	0.45	2.12	0.43	2.12	0.43	2.12	0.43
Health Service Fee	28.67	5.73	28.67	5.73	28.67	5.73	28.15	5.63	28.15	5.63	28.15	5.63
Student Services Fee	131.08	26.22	131.08	26.22	131.08	26.22	121.74	24.35	125.58	25.12	125.58	25.12
TOTAL	\$338.47	\$67.70	\$338.47	\$67.70	\$338.47	\$67.70	\$328.00	\$65.61	\$331.84	\$66.38	\$331.84	\$66.38
Change From Previous Year	+3.2%	+3.2%	+2.0%	+2.0%	+2.0%	+2.0%	+1.8%	+1.8%	+3.0%	+3.0%	+3.0%	+3.0%
	+10.47	+2.09	+6.63	+1.32	+6.63	+1.32	+5.95	+1.19	+9.79	+1.96	+9.79	+1.96
University of Toronto Mississauga - Graduate Students												
Physical Education and Athletics	160.21	32.04	160.21	32.04	160.21	32.04	160.21	32.04	160.21	32.04	160.21	32.04
Athletics & Recreation	16.31	3.26	16.31	3.26	16.31	3.26	15.78	3.16	15.78	3.16	15.78	3.16
Hart House	2.20	0.45	2.20	0.45	2.20	0.45	2.12	0.43	2.12	0.43	2.12	0.43
Health Service Fee	28.67	5.73	28.67	5.73	28.67	5.73	28.15	5.63	28.15	5.63	28.15	5.63
Student Services Fee	118.31	23.66	118.31	23.66	118.31	23.66	109.34	21.87	113.18	22.64	113.18	22.64
Summer Shuttle Services	0.00	0.00	4.19	0.84	4.19	0.84	0.00	0.00	3.94	0.79	3.94	0.79
Mississauga Transit U-Pass (See Note 1)	0.00	0.00	65.75	0.00	65.75	0.00	0.00	0.00	49.57	0.00	49.57	0.00
TOTAL	\$325.70	\$65.14	\$395.64	\$65.98	\$395.64	\$65.98	\$315.60	\$63.13	\$372.95	\$64.69	\$372.95	\$64.69
Change From Previous Year	+3.2%	+3.2%	+6.1%	+2.0%	+6.1%	+2.0%	+2.6%	+2.6%	+3.6%	+3.9%	+3.6%	+3.9%
	+10.10	+2.01	+22.69	+1.29	+22.69	+1.29	+8.05	+1.61	+12.93	+2.40	+12.93	+2.40
University of Toronto Scarborough												
Physical Education & Athletics (UTSC)	107.69	21.54	107.69	21.54	107.69	21.54	102.57	20.51	102.57	20.51	102.57	20.51
Athletics & Recreation	16.31	3.26	16.31	3.26	16.31	3.26	15.78	3.16	15.78	3.16	15.78	3.16
Hart House	2.20	0.45	2.20	0.45	2.20	0.45	2.12	0.43	2.12	0.43	2.12	0.43
Health & Wellness Fee	52.19	10.44	52.19	10.44	52.19	10.44	49.71	9.94	49.71	9.94	49.71	9.94
Student Services Fee	153.26	30.65	153.26	30.65	153.26	30.65	148.03	29.61	148.03	29.61	148.03	29.61
TOTAL	\$331.65	\$66.34	\$331.65	\$66.34	\$331.65	\$66.34	\$318.21	\$63.65	\$318.21	\$63.65	\$318.21	\$63.65
Change From Previous Year	+4.2%	+4.2%	+4.2%	+4.2%	+4.2%	+4.2%	+7.6%	+7.6%	+7.6%	+7.6%	+7.6%	+7.6%
	+13.44	+2.69	+13.44	+2.69	+13.44	+2.69	+22.40	+4.48	+22.40	+4.48	+22.40	+4.48

St. George Campus Divisional Services Fees	Summer 2011		Fall 2011		Winter 2012		Summer 2010		Fall 2010		Winter 2011	
	Full-time	Part-time	Full-time	Part-time	Full-time	Part-time	Full-time	Part-time	Full-time	Part-time	Full-time	Part-time
Innis College												
Innis College Student Services Fee	\$7.50	\$2.25	\$7.50	\$2.25	\$7.50	\$2.25	\$7.50	\$2.25	\$7.50	\$2.25	\$7.50	\$2.25
Change From Previous Year	+0.0%	+0.0%	+0.0%	+0.0%	+0.0%	+0.0%	+0.0%	+0.0%	+0.0%	+0.0%	+0.0%	+0.0%
	+0.00	+0.00	+0.00	+0.00	+0.00	+0.00	+0.00	+0.00	+0.00	+0.00	+0.00	+0.00

Notes

- 1 The Mississauga Transit U-Pass fee is not charged to MMPA students.

Compulsory Non-Academic Incidental Fees

Schedule 3: Federated Colleges Student Society Fees

Student Societies (Federated Colleges)	Summer 2011		Fall 2011		Winter 2012		Summer 2010		Fall 2010		Winter 2011	
	Full-time	Part-time	Full-time	Part-time	Full-time	Part-time	Full-time	Part-time	Full-time	Part-time	Full-time	Part-time
St. Michael's College Student Union												
Society	–	–	14.00	10.50	14.00	10.50	–	–	14.00	10.50	14.00	10.50
TOTAL	\$0.00	\$0.00	\$14.00	\$10.50	\$14.00	\$10.50	\$0.00	\$0.00	\$14.00	\$10.50	\$14.00	\$10.50
Change From Previous Year			+0.0%	+0.0%	+0.0%	+0.0%			+0.0%	+0.0%	+0.0%	+0.0%
			+0.00	+0.00	+0.00	+0.00			+0.00	+0.00	+0.00	+0.00
The Mike												
Society	–		2.60	1.50	2.60	1.50	–	–	2.60	1.50	2.60	1.50
TOTAL	\$0.00	\$0.00	\$2.60	\$1.50	\$2.60	\$1.50	\$0.00	\$0.00	\$2.60	\$1.50	\$2.60	\$1.50
Change From Previous Year			+0.0%	+0.0%	+0.0%	+0.0%			+0.0%	+0.0%	+0.0%	+0.0%
			+0.00	+0.00	+0.00	+0.00			+0.00	+0.00	+0.00	+0.00
Trinity College Meetings												
Trinity College Meeting	–	–	8.25	8.25	8.25	8.25	–	–	6.25	6.25	6.25	6.25
Athletic Associations	–	–	3.00	3.00	3.00	3.00	–	–	3.15	3.15	3.15	3.15
Literary Institute	–	–	3.75	3.75	3.75	3.75	–	–	3.87	3.87	3.88	3.88
Dramatic Society	–	–	3.38	3.38	3.38	3.38	–	–	3.38	3.38	3.37	3.37
Non-Resident Affairs Committee	–	–	4.00	4.00	4.00	4.00	–	–	2.50	2.50	2.50	2.50
Year Fee	–	–	0.63	0.63	0.63	0.63	–	–	0.63	0.63	0.62	0.62
Yearbook	–	–	1.50	1.50	1.50	1.50	–	–	5.00	5.00	5.00	5.00
Salterrae	–	–	2.50	2.50	2.50	2.50	–	–	3.50	3.50	3.50	3.50
Trinity Review	–	–	2.25	2.25	2.25	2.25	–	–	2.25	2.25	2.25	2.25
Sponsored Refugee Scholarship	–	–	4.00	4.00	4.00	4.00	–	–	4.00	4.00	4.00	4.00
Outreach	–	–	0.13	0.13	0.13	0.13	–	–	1.25	1.25	1.25	1.25
Volunteer Society	–	–	0.50	0.50	0.50	0.50	–	–	0.37	0.37	0.38	0.38
Heads Tuition Levy	–	–	2.50	2.50	2.50	2.50	–	–	2.50	2.50	2.50	2.50
TCM Travel Funding	–	–	1.00	1.00	1.00	1.00						
Rainbow Trin	–	–	0.50	0.50	0.50	0.50						
Backfield Maintenance	–	–	0.74	0.74	0.74	0.74	–	–	0.75	0.75	0.75	0.75
Capital Fund	–	–	5.00	5.00	5.00	5.00	–	–	5.00	5.00	5.00	5.00
TOTAL	\$0.00	\$0.00	\$43.63	\$43.63	\$43.63	\$43.63	\$0.00	\$0.00	\$44.40	\$44.40	\$44.40	\$44.40
Change From Previous Year			-1.7%	-1.7%	-1.7%	-1.7%			+2.3%	+2.3%	+2.3%	+2.3%
			-0.77	-0.77	-0.77	-0.77			+1.00	+1.00	+1.00	+1.00
Victoria University Students' Administrative Council												
VUSAC and Club Funding	–	–	10.37	5.91	10.38	5.91	–	–	10.37	5.91	10.38	5.91
Victoria College Athletics Society	–	–	3.00	1.66	3.00	1.67	–	–	3.00	1.66	3.00	1.67
The Strand	–	–	2.75	0.60	2.75	0.60	–	–	2.75	0.60	2.75	0.60
The Cat's Eye Pub	–	–	2.00	1.00	2.00	1.00	–	–	2.00	1.00	2.00	1.00
Yearbook	–	–	0.87	0.50	0.88	0.50	–	–	0.87	0.50	0.88	0.50
Refugee Sponsorship Program	–	–	1.75	1.75	1.75	1.75	–	–	1.75	1.75	1.75	1.75
Acta Victoriana Literary Journal	–	–	1.38	0.75	1.37	0.75	–	–	1.38	0.75	1.37	0.75
Victoria College Drama Society	–	–	1.50	0.75	1.50	0.75	–	–	1.50	0.75	1.50	0.75
Caffiends	–	–	0.13	0.13	0.12	0.12	–	–	0.13	0.13	0.12	0.12
Vic Pride	–	–	0.13	0.05	0.12	0.05						
VUSAC Special Projects Levy	–	–	5.00	2.50	5.00	2.50	–	–	5.00	2.50	5.00	2.50
TOTAL	\$0.00	\$0.00	\$28.88	\$15.60	\$28.87	\$15.60	\$0.00	\$0.00	\$28.75	\$15.55	\$28.75	\$15.55
Change From Previous Year			+0.5%	+0.3%	+0.4%	+0.3%			+22.3%	+21.5%	+22.3%	+21.5%
			+0.13	+0.05	+0.12	+0.05			+5.25	+2.75	+5.25	+2.75

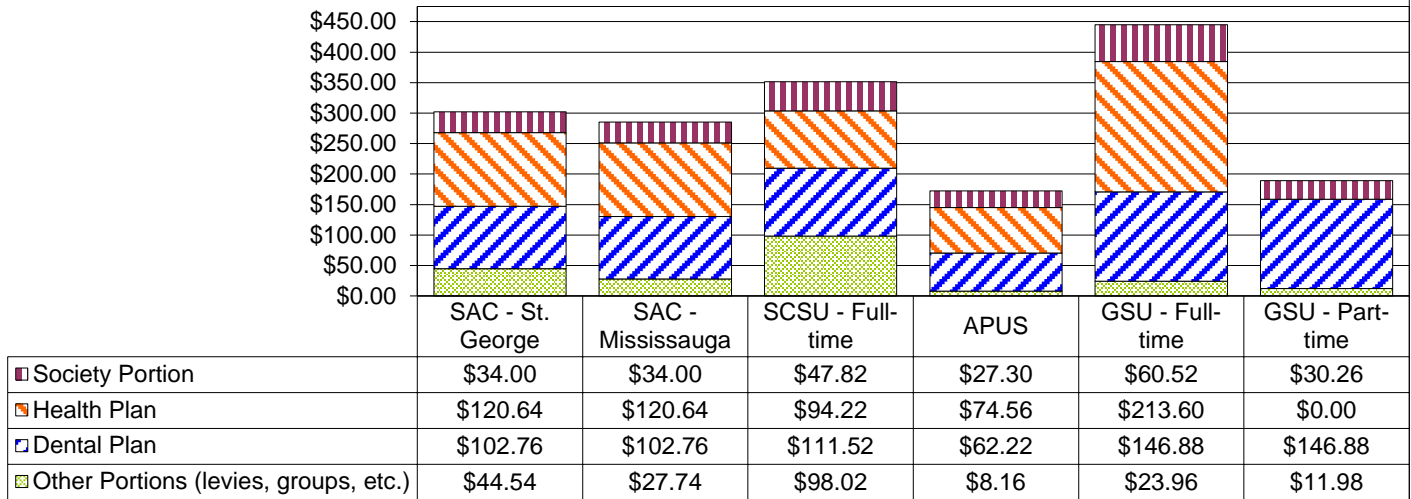
Compulsory Non-Academic Incidental Fees

Schedule 4: Federated Colleges Services Fees

Campus Services Fees (Federated Colleges)	Summer 2011		Fall 2011		Winter 2012		Summer 2010		Fall 2010		Winter 2011	
	Full-time	Part-time	Full-time	Part-time	Full-time	Part-time	Full-time	Part-time	Full-time	Part-time	Full-time	Part-time
St. Michael's College												
College Fee	–	–	97.50	48.75	97.50	48.75	–	–	97.50	48.75	97.50	48.75
Campaign Fund	–	–	15.00	15.00	15.00	15.00	–	–	15.00	15.00	15.00	15.00
TOTAL	\$0.00	\$0.00	\$112.50	\$63.75	\$112.50	\$63.75	\$0.00	\$0.00	\$112.50	\$63.75	\$112.50	\$63.75
Change From Previous Year			+0.0%	+0.0%	+0.0%	+0.0%			+0.0%	+0.0%	+0.0%	+0.0%
			+0.00	+0.00	+0.00	+0.00			+0.00	+0.00	+0.00	+0.00
Trinity College												
Trinity College Fee	–	–	141.00	70.50	141.00	70.50	–	–	138.50	69.25	138.50	69.25
TOTAL	\$0.00	\$0.00	\$141.00	\$70.50	\$141.00	\$70.50	\$0.00	\$0.00	\$138.50	\$69.25	\$138.50	\$69.25
Change From Previous Year			+1.8%	+1.8%	+1.8%	+1.8%			+1.5%	+1.5%	+1.5%	+1.5%
			+2.50	+1.25	+2.50	+1.25			+2.00	+1.00	+2.00	+1.00
Victoria College (all students except first year students)												
Student Services Fee	–	–	46.57	23.29	46.57	23.29	–	–	45.00	22.50	45.00	22.50
Student Centre	–	–	50.00	25.00	50.00	25.00	–	–	50.00	25.00	50.00	25.00
Victoria Commuter Package	–	–	12.50	6.25	12.50	6.25						
TOTAL	\$0.00	\$0.00	\$109.07	\$54.54	\$109.07	\$54.54	\$0.00	\$0.00	\$95.00	\$47.50	\$95.00	\$47.50
Change From Previous Year			+14.8%	+14.8%	+14.8%	+14.8%			+0.0%	+0.0%	+0.0%	+0.0%
			+14.07	+7.04	+14.07	+7.04			+0.00	+0.00	+0.00	+0.00
Victoria College (first year students)												
Orientation Fee			50.00	–	50.00	–			50.00	–	50.00	–
Student Services Fee	–	–	46.57	23.29	46.57	23.29	–	–	45.00	22.50	45.00	22.50
Student Centre	–	–	50.00	25.00	50.00	25.00	–	–	50.00	25.00	50.00	25.00
Victoria Commuter Package	–	–	12.50	6.25	12.50	6.25						
TOTAL	\$0.00	\$0.00	\$146.57	\$48.29	\$146.57	\$48.29	\$0.00	\$0.00	\$145.00	\$47.50	\$145.00	\$47.50
Change From Previous Year			+1.1%	+1.7%	+1.1%	+1.7%			+0.0%	+0.0%	+0.0%	+0.0%
			+1.57	+0.79	+1.57	+0.79			+0.00	+0.00	+0.00	+0.00

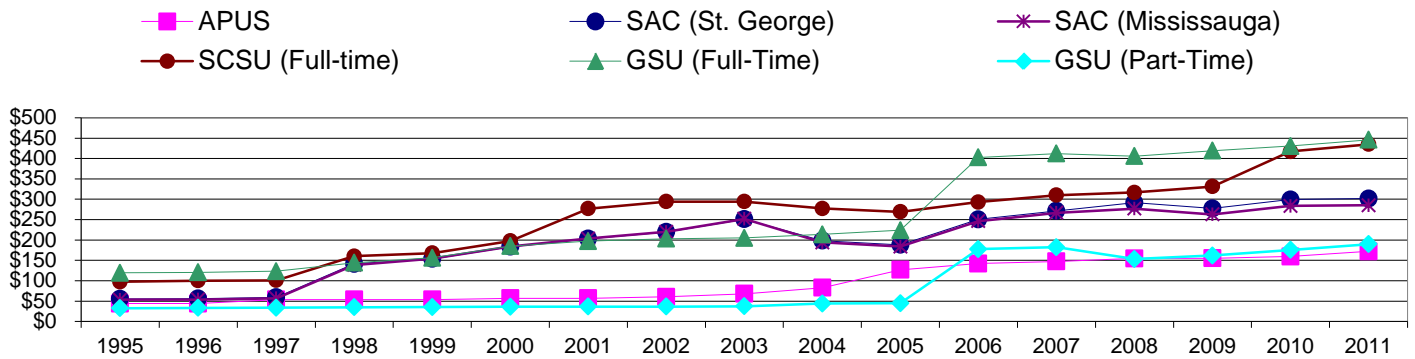
Compulsory Non-Academic Incidental Fees

Student Government (SAC, APUS, GSU and SCSU) Fees (Fall + Winter)



Changes in SAC, APUS, GSU and SCSU Fees (Fall + Winter)

Note: The SCSU (Full-time) amounts include the SAC (Scarborough) fee prior to Fall 2004.



Full-time Divisional Student Society Fees (Fall + Winter)

